



US00D609587S

(12) **United States Design Patent**
Lalo

(10) **Patent No.:** **US D609,587 S**

(45) **Date of Patent:** **** Feb. 9, 2010**

(54) **WATCH**

(75) **Inventor:** **Eyal Lalo, Hallandale, FL (US)**

(73) **Assignee:** **Invicta Watch Company of America, Inc., Hollywood, FL (US)**

(**) **Term:** **14 Years**

(21) **Appl. No.:** **29/338,337**

(22) **Filed:** **Jun. 9, 2009**

(51) **LOC (9) Cl.** **10-02**

(52) **U.S. Cl.** **D10/38**

(58) **Field of Classification Search** D10/30-39,
D10/122-132; 368/276, 281, 282, 285, 308,
368/319, 288-290, 294, 295

See application file for complete search history.

(56) **References Cited**

U.S. PATENT DOCUMENTS

2,385,234	A *	9/1945	Schmitz	368/288
D178,771	S *	9/1956	Doerweld	D10/39
D186,180	S *	9/1959	Diamond	D10/39
2,968,910	A *	1/1961	Taubert	368/289
D297,817	S *	9/1988	Guan	D10/30
D322,411	S *	12/1991	Schneider	D10/39
D336,439	S *	6/1993	Krieger	D10/30
5,467,325	A *	11/1995	Juillerat	368/276
D365,526	S *	12/1995	Gardner	D10/39
D379,768	S *	6/1997	Osit	D10/30
D379,769	S *	6/1997	Schoepfer	D10/39
D380,698	S *	7/1997	Paredes	D10/128
D382,815	S *	8/1997	Riley	D10/30

5,742,565	A *	4/1998	Cuinet et al.	368/190
D445,343	S *	7/2001	Schneider	D10/30
D484,815	S *	1/2004	Baumann	D10/32
D502,879	S *	3/2005	Bernheim	D10/32
D508,416	S *	8/2005	Tang	D10/30
D517,432	S *	3/2006	Laucella	D10/39
D538,182	S *	3/2007	Lalo	D10/32
D538,184	S *	3/2007	Scheufele	D10/39
D580,795	S *	11/2008	Lalo	D10/32
D594,765	S *	6/2009	Rieseler	D10/39

* cited by examiner

Primary Examiner—Lucy Lieberman

(74) *Attorney, Agent, or Firm*—Howard Natter; Natter & Natter

(57) **CLAIM**

The ornamental design for a watch, as shown and described.

DESCRIPTION

FIG. 1 is a front right side perspective view of a watch showing my new design;

FIG. 2 is a front elevational view thereof;

FIG. 3 is a right side elevational view thereof;

FIG. 4 is a left side elevational view thereof; and,

FIG. 5 is a top plan view thereof.

The bottom plan view is a mirror image of the top plan view.

The broken-line showing of FIGS. 1 and 2 are for illustrative purposes only and form no part of the claimed design.

1 Claim, 3 Drawing Sheets

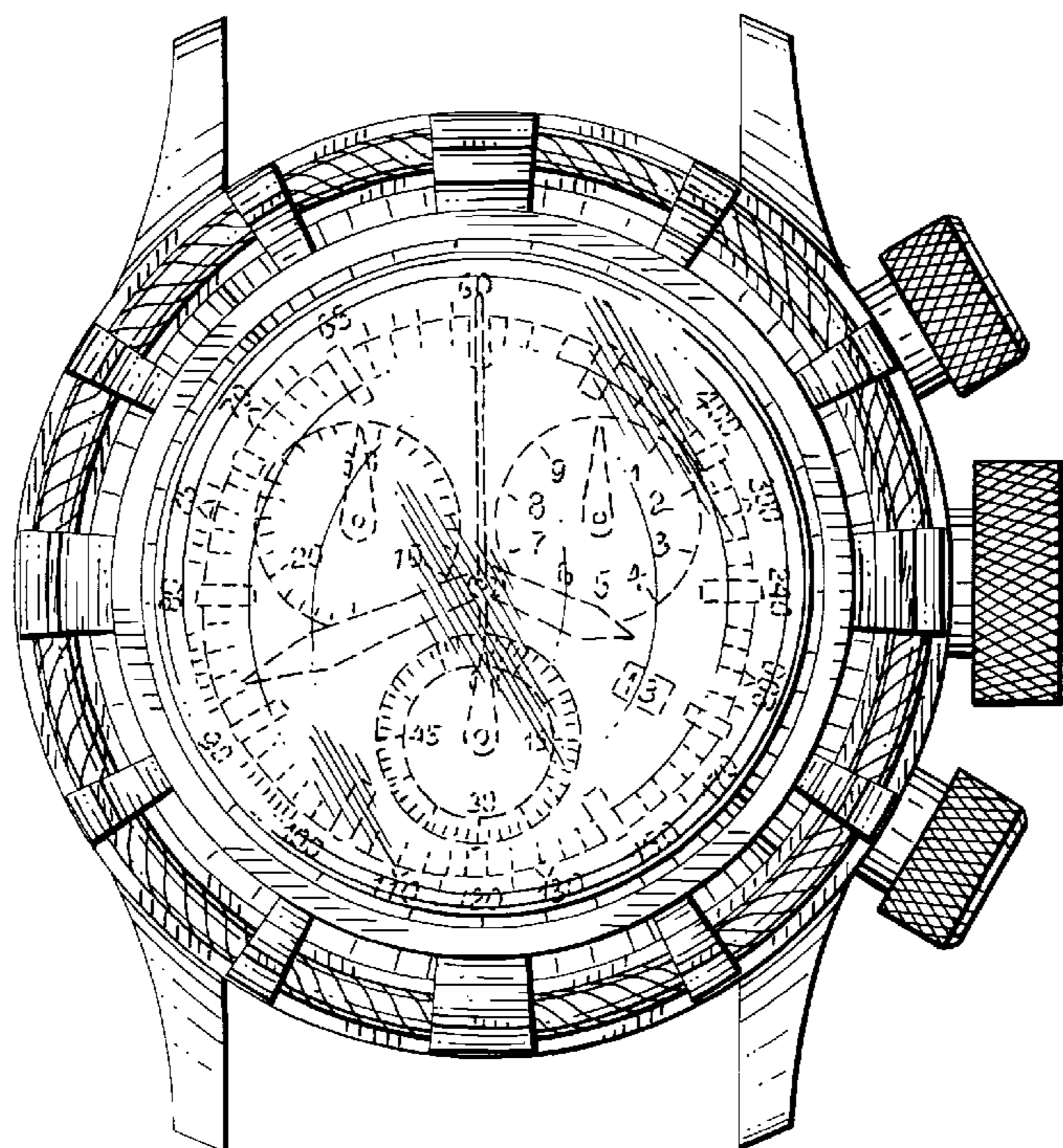


FIG. 1




FIG. 3

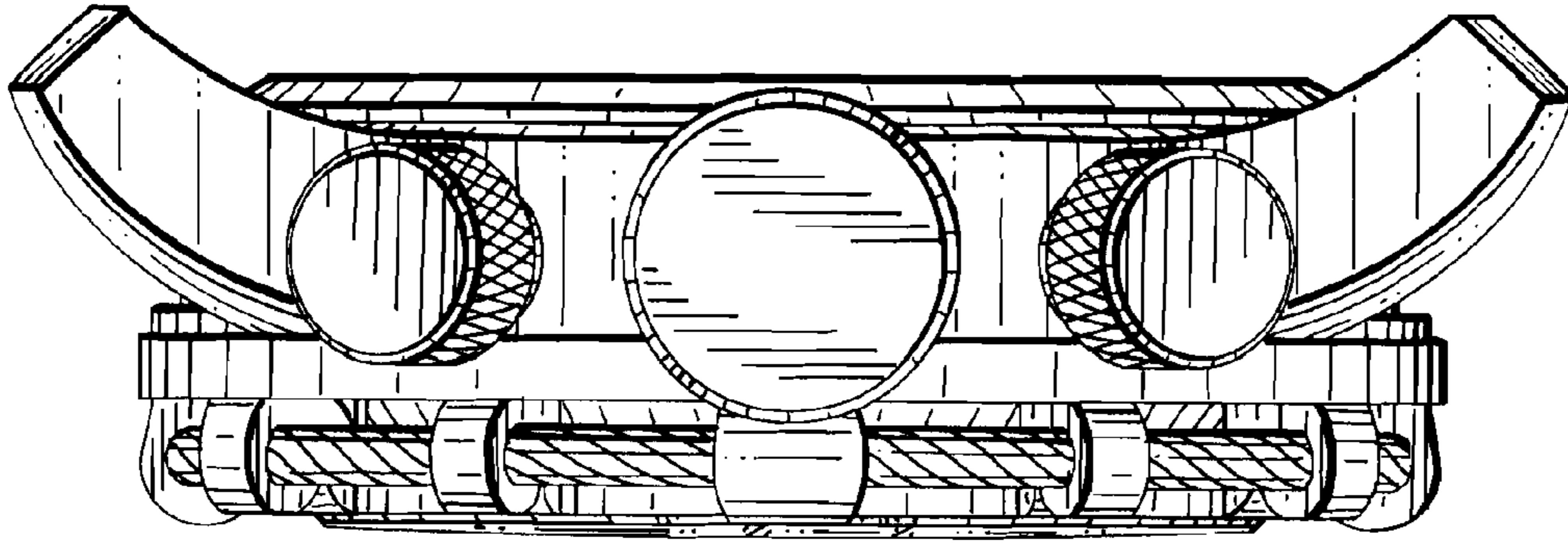


FIG. 2

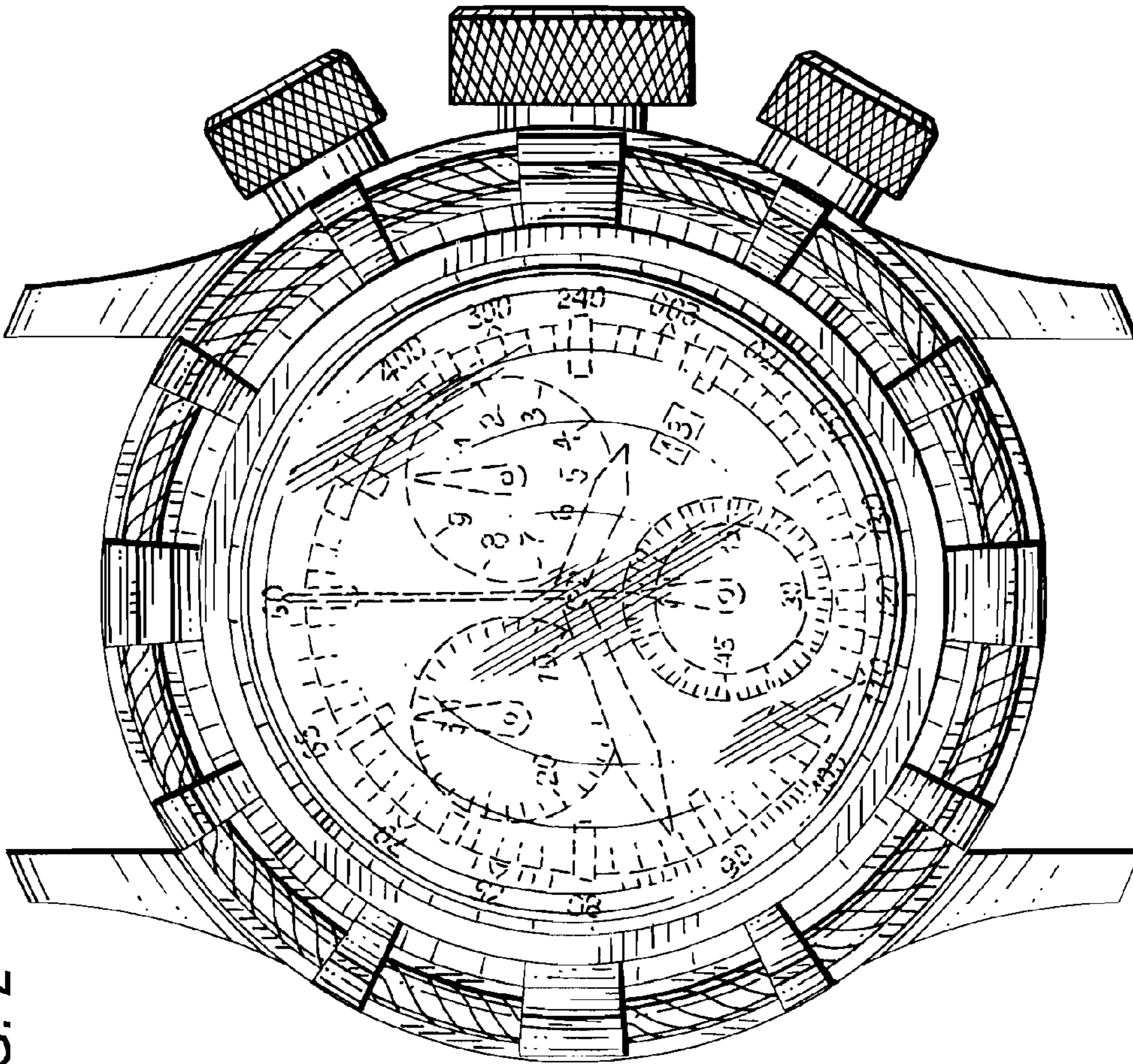


FIG. 4

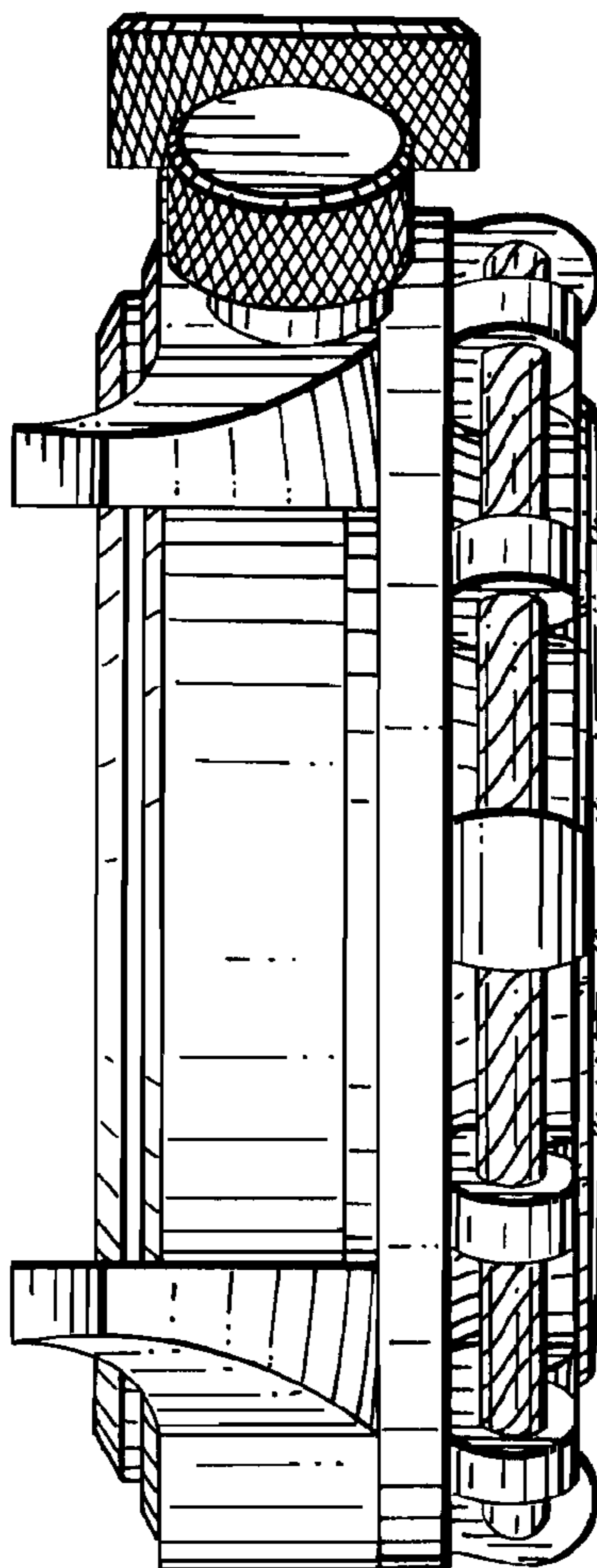
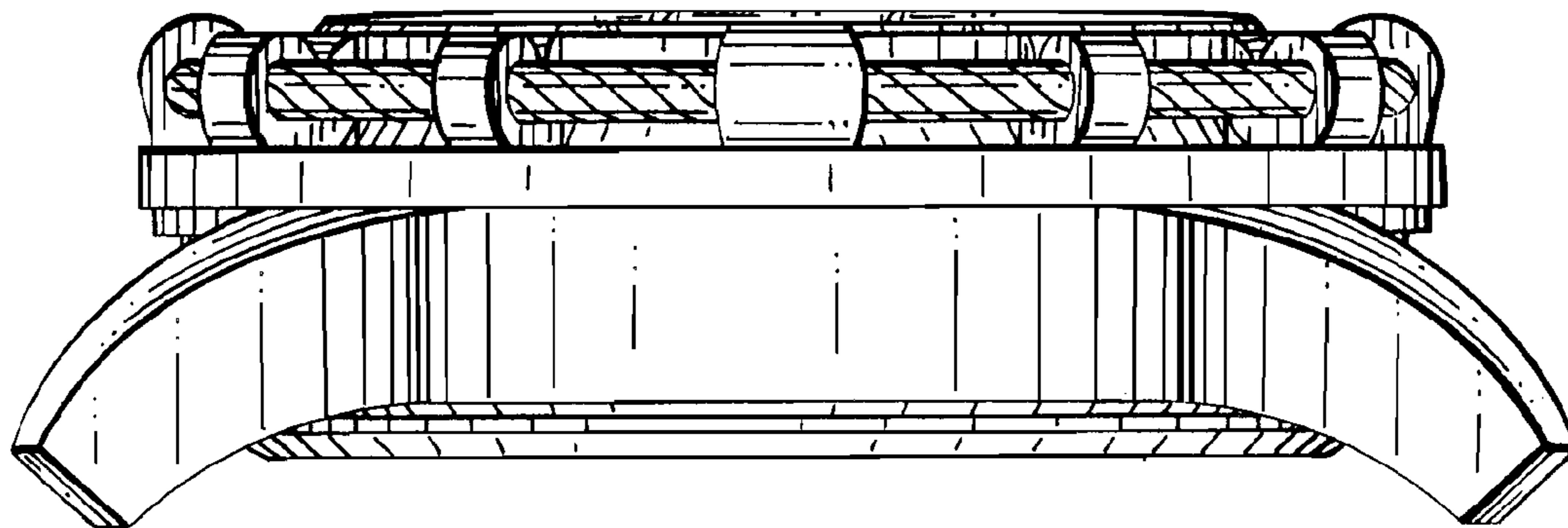


FIG. 5