



US00D609585S

(12) **United States Design Patent**  
**d'Origny**

(10) **Patent No.:** **US D609,585 S**

(45) **Date of Patent:** **\*\* Feb. 9, 2010**

(54) **WATCH CASE**

(75) Inventor: **Henri d'Origny**, Paris (FR)

(73) Assignee: **La Montre Hermes S.A.**, Brugg (CH)

(\*\*) Term: **14 Years**

(21) Appl. No.: **29/333,225**

(22) Filed: **Mar. 4, 2009**

(30) **Foreign Application Priority Data**

Sep. 5, 2008 (WO) ..... DM/071 063

(51) **LOC (9) Cl.** ..... **10-02**

(52) **U.S. Cl.** ..... **D10/38**

(58) **Field of Classification Search** ..... D10/30-39;  
368/276, 281, 282, 285

See application file for complete search history.

(56) **References Cited**

**U.S. PATENT DOCUMENTS**

1,905,682	A *	4/1933	Carlson	.....	368/281
D111,817	S *	10/1938	Schwankhaus	.....	D10/38
D151,301	S *	10/1948	Tuffo	.....	D10/31
2,518,163	A *	8/1950	Megar	.....	63/4
D268,737	S *	4/1983	Perrin	.....	D10/39
D348,847	S *	7/1994	Dumas	.....	D10/39
D381,588	S *	7/1997	Weston	.....	D10/32
D382,211	S *	8/1997	Bodino	.....	D10/30
D420,293	S *	2/2000	Parmigiani	.....	D10/30
D453,690	S *	2/2002	D'Origny	.....	D10/39
D473,803	S *	4/2003	d'Origny	.....	D10/39
D490,000	S *	5/2004	Lassigne	.....	D10/32

D491,820	S *	6/2004	Bitetto	.....	D10/39
D493,111	S *	7/2004	Afshar	.....	D10/32
D506,684	S *	6/2005	Junod	.....	D10/30
D540,699	S *	4/2007	Niculescu	.....	D10/39
D558,615	S *	1/2008	Sirmakes	.....	D10/39
D560,124	S *	1/2008	Sirmakes	.....	D10/32
D564,906	S *	3/2008	Modolo	.....	D10/32

\* cited by examiner

*Primary Examiner*—Lucy Lieberman

(74) *Attorney, Agent, or Firm*—Foley & Lardner LLP

(57) **CLAIM**

The ornamental design for a watch case, as shown and described.

**DESCRIPTION**

FIG. 1 is a front view of a watch case according to my new design;

FIG. 2 is a back view of the watch case shown in FIG. 1;

FIG. 3 is a left side view of the watch case shown in FIG. 1;

FIG. 4 is a right side view of the watch case shown in FIG. 1;

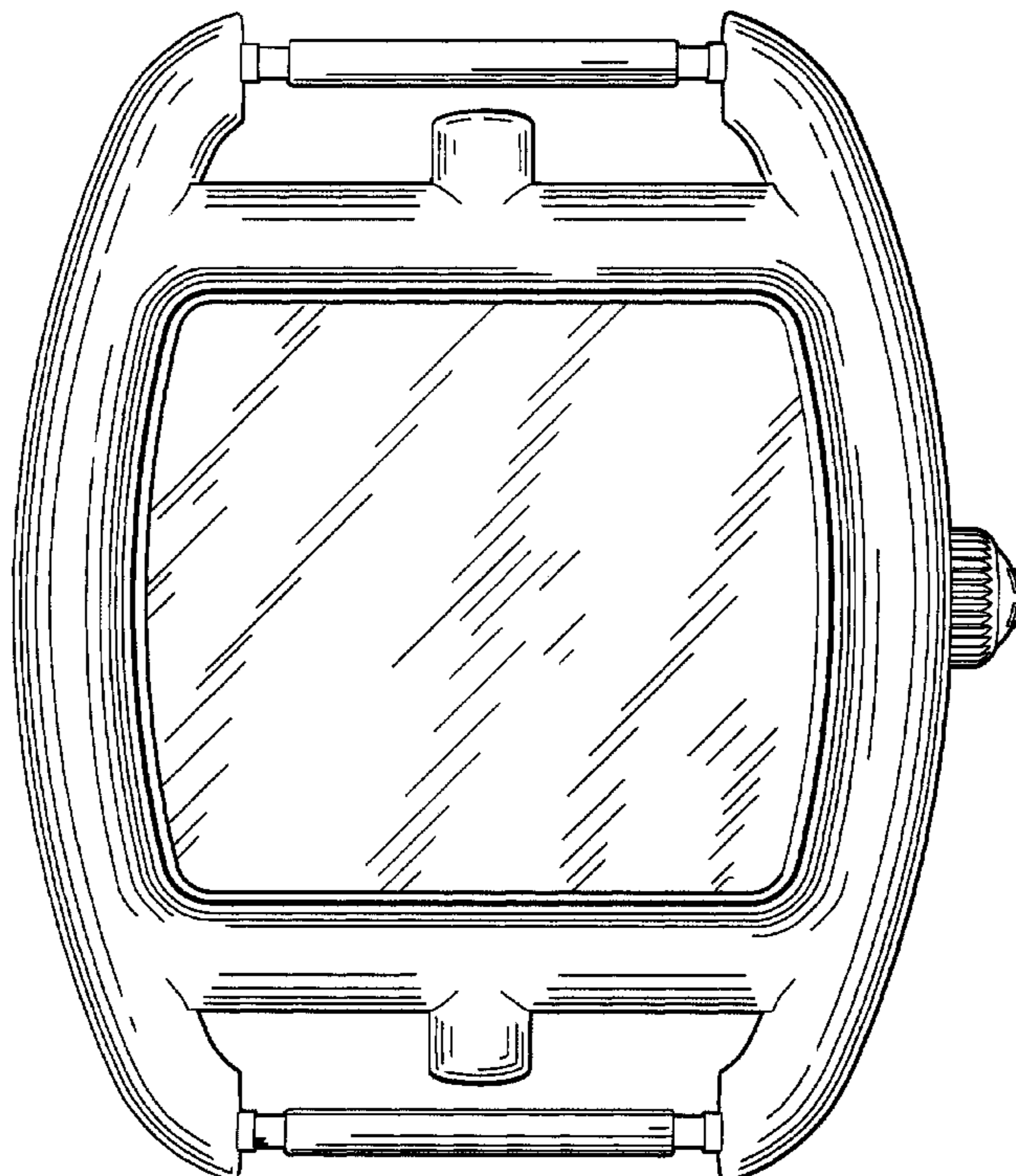
FIG. 5 is a bottom plan view of the watch case shown in FIG. 1;

FIG. 6 is a top plan view of the watch case shown in FIG. 1; and,

FIG. 7 is a frontal perspective view of the watch case shown in FIG. 1.

The broken lines in FIG. 2 are used to show portions of the watch case that do not form part of the claimed design.

**1 Claim, 7 Drawing Sheets**



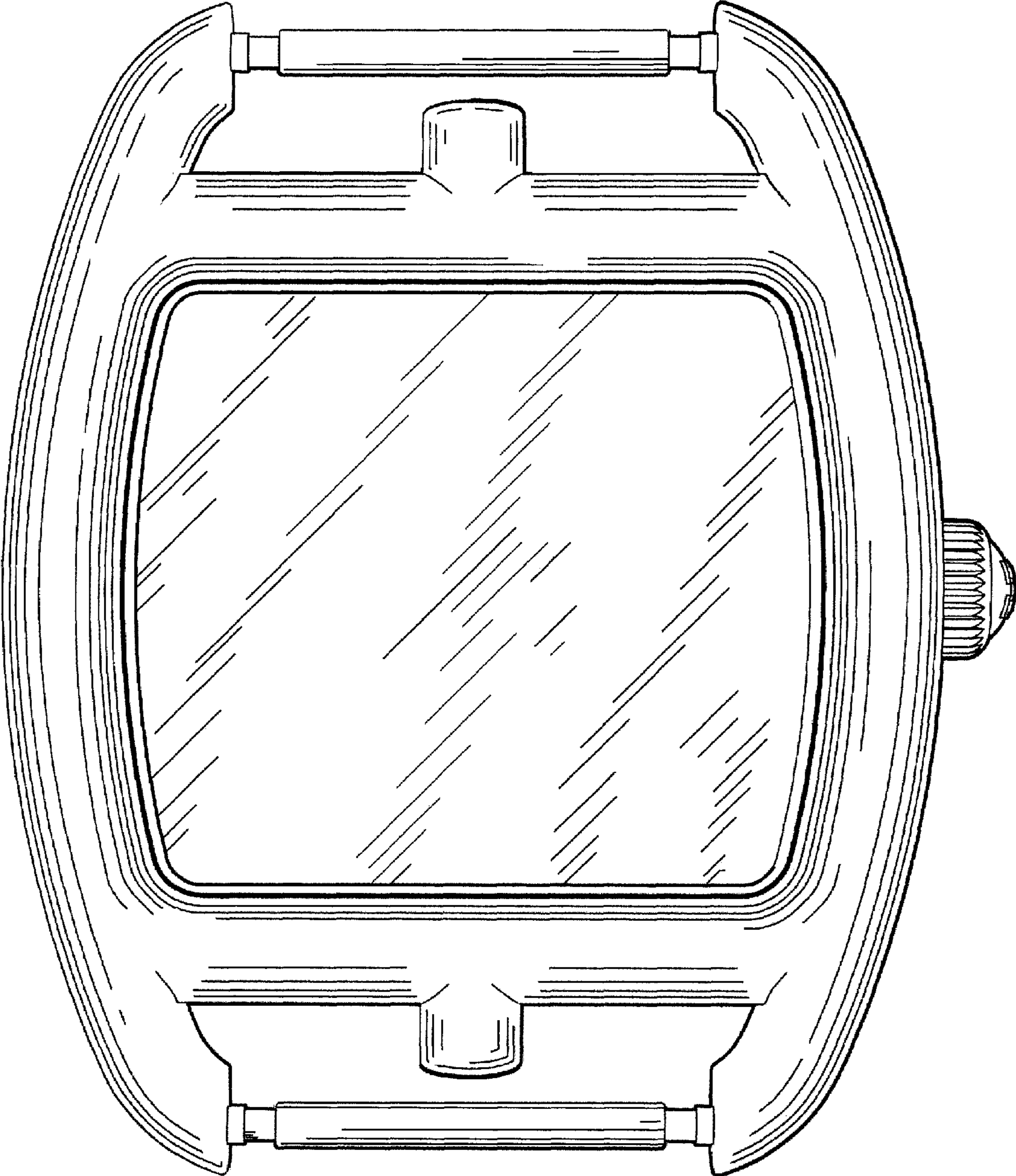


Fig. 1

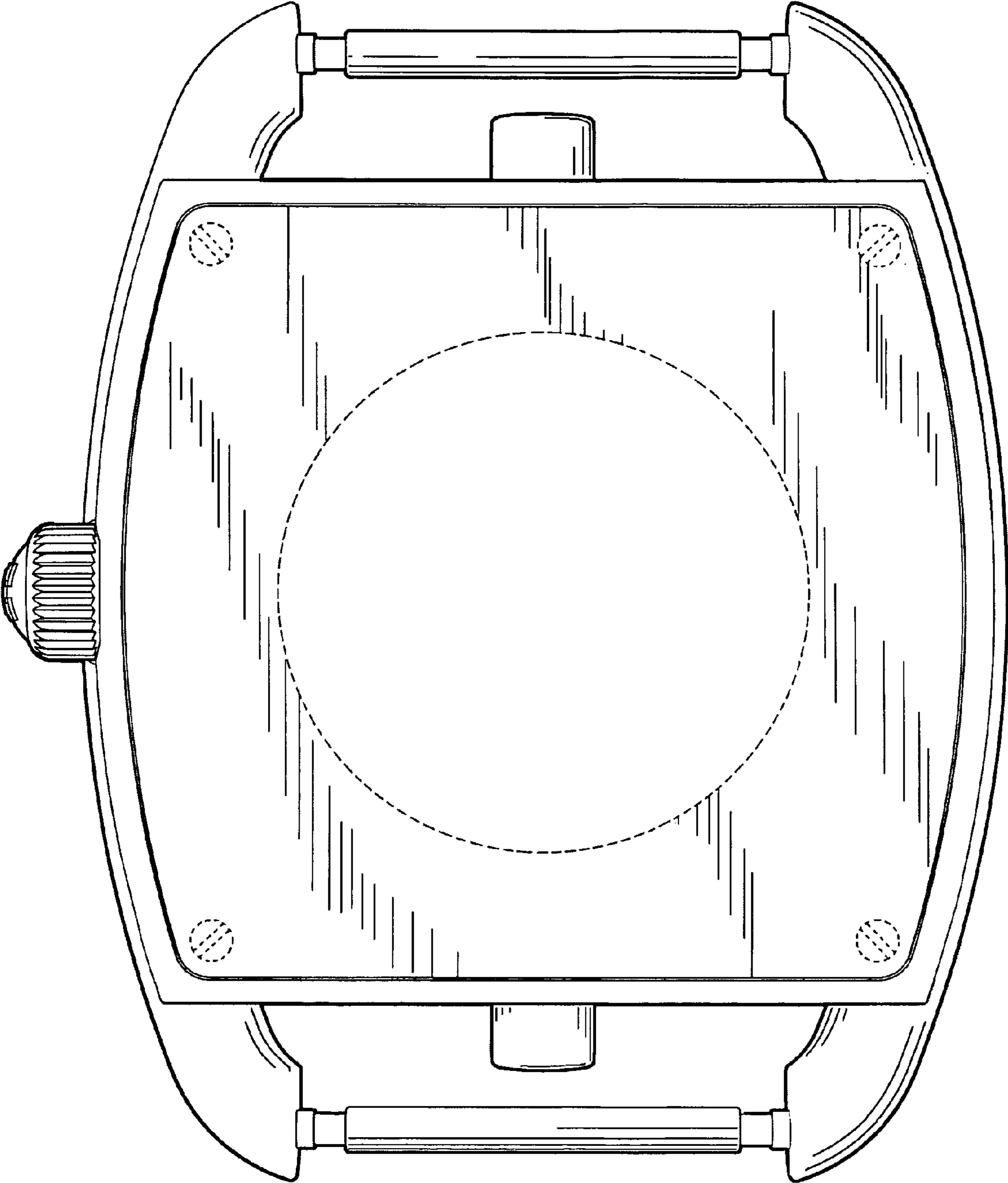


Fig.2

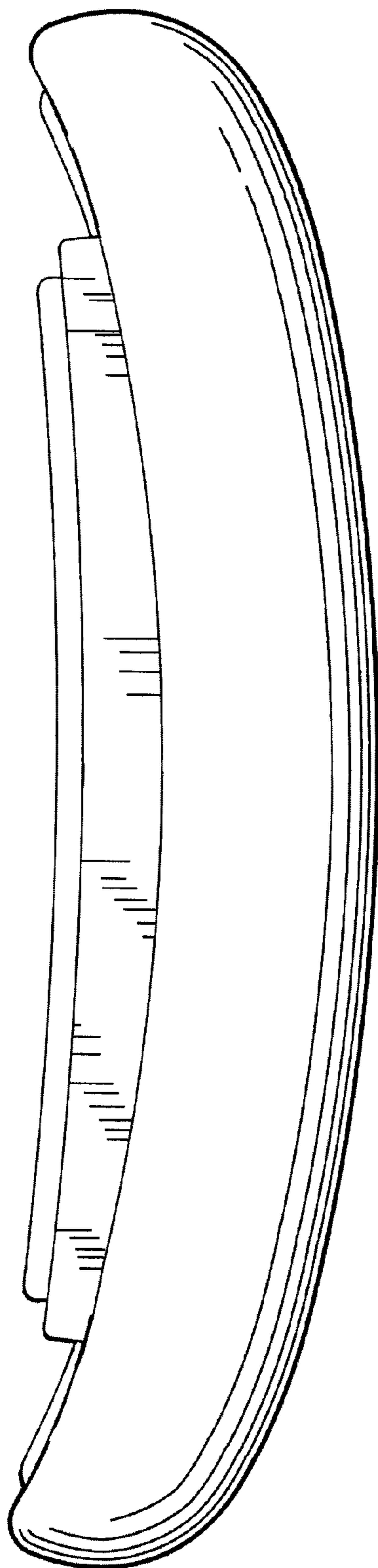


Fig.3




Fig.4

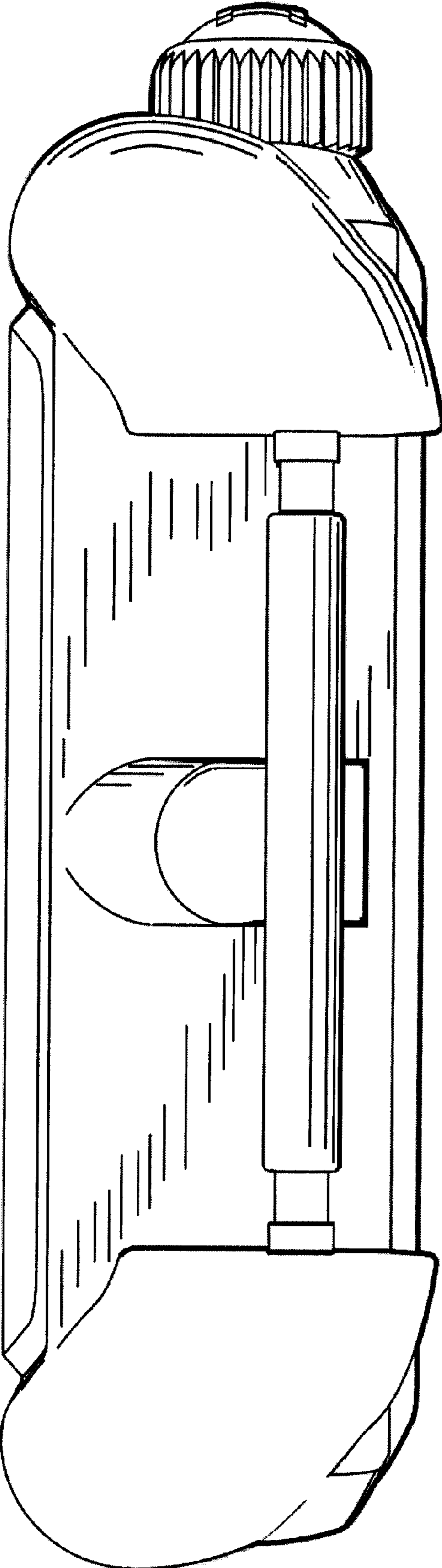


Fig. 5

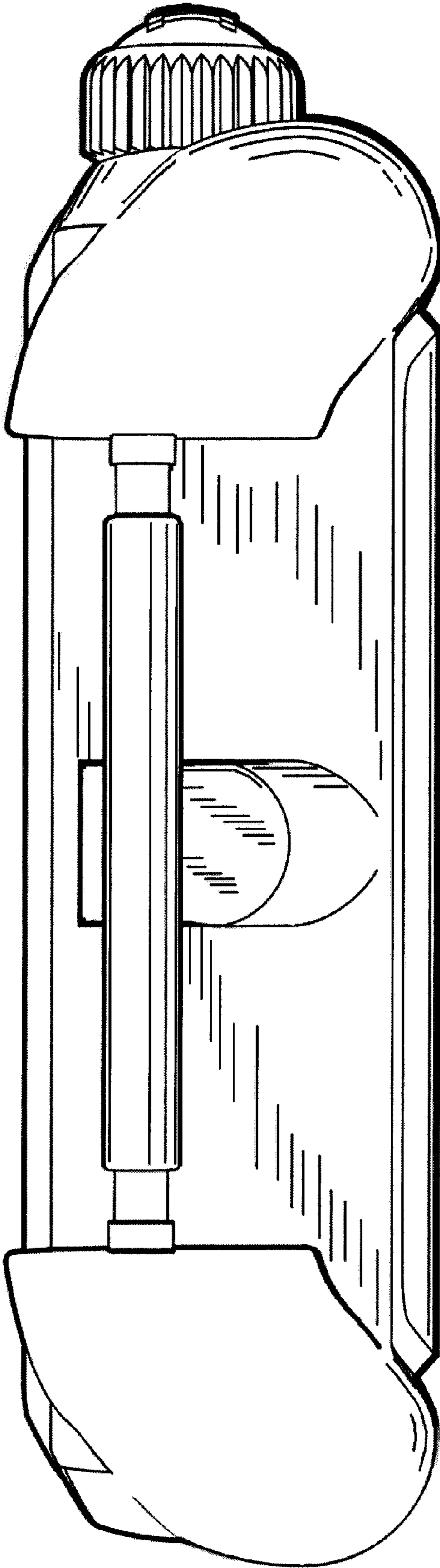


Fig. 6

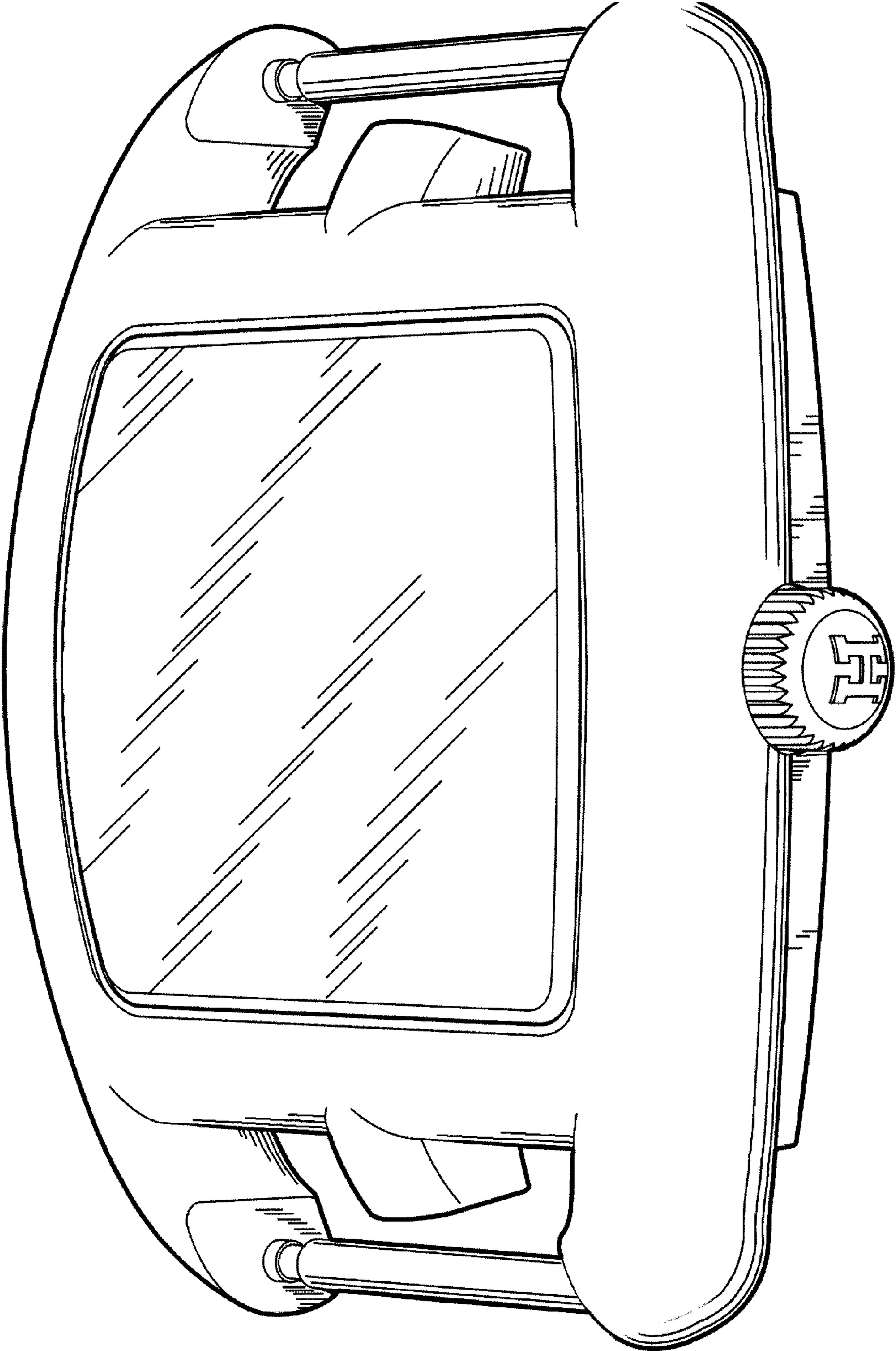


Fig.7