



US00D609581S

(12) **United States Design Patent**
Doyal

(10) **Patent No.:** **US D609,581 S**

(45) **Date of Patent:** **** Feb. 9, 2010**

(54) **FLEXIBLE BAG**

(75) Inventor: **Dub Doyal**, San Antonio, TX (US)

(73) Assignee: **ADS Direct Media, The Operating Company**, San Antonio, TX (US)

(**) Term: **14 Years**

(21) Appl. No.: **29/339,619**

(22) Filed: **Jul. 2, 2009**

(51) **LOC (9) Cl.** **09-05**

(52) **U.S. Cl.** **D9/703**

(58) **Field of Classification Search** D9/702-703,
D9/707, 709, 720-722, 424, 430-434, 414,
D9/418, 444; 383/26, 119, 127, 116; 229/87.06,
229/87.08, 87.01; 222/92, 107, 215; 220/495.03;
D3/303, 201; 426/106

See application file for complete search history.

(56) **References Cited**

U.S. PATENT DOCUMENTS

- 4,186,786 A * 2/1980 Kirkpatrick 383/63
- 4,842,421 A * 6/1989 Bullard et al. 383/61.4
- D385,487 S * 10/1997 Gonthier D9/704
- D420,899 S * 2/2000 Jubar D9/705

- D434,977 S * 12/2000 Young, III D9/706
- D497,543 S * 10/2004 Buckley D9/703
- D513,192 S * 12/2005 Lin D9/702
- D584,144 S * 1/2009 Mallory D9/434
- D596,494 S * 7/2009 Hendershot et al. D9/705
- 2005/0063622 A1 * 3/2005 Kannabiran 383/75

* cited by examiner

Primary Examiner—Caron Veynar

Assistant Examiner—Abraham Bahta

(57) **CLAIM**

I claim the ornamental design for a flexible bag, as shown and described.

DESCRIPTION

FIG. 1 is a perspective view of the flexible bag showing my new design;

FIG. 2 is a top plan view thereof;

FIG. 3 is a right side elevational view thereof;


FIG. 4 is a front elevational view thereof;

FIG. 5 is a left side elevational view thereof;

FIG. 6 is a rear elevational view thereof; and,

FIG. 7 is a bottom plan view thereof.

1 Claim, 2 Drawing Sheets






Fig. 1



Fig. 2



Fig. 3

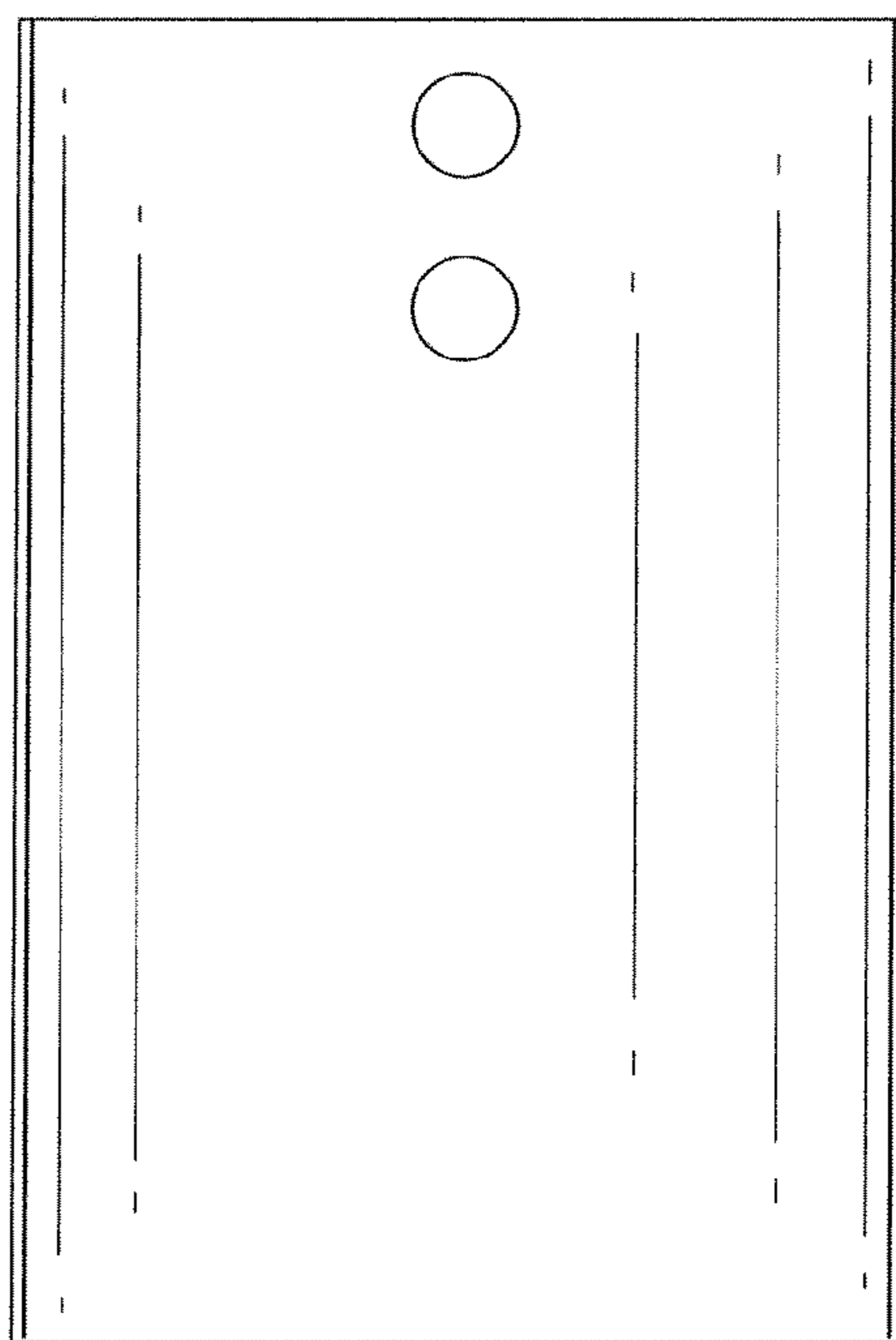


Fig. 4



Fig. 5

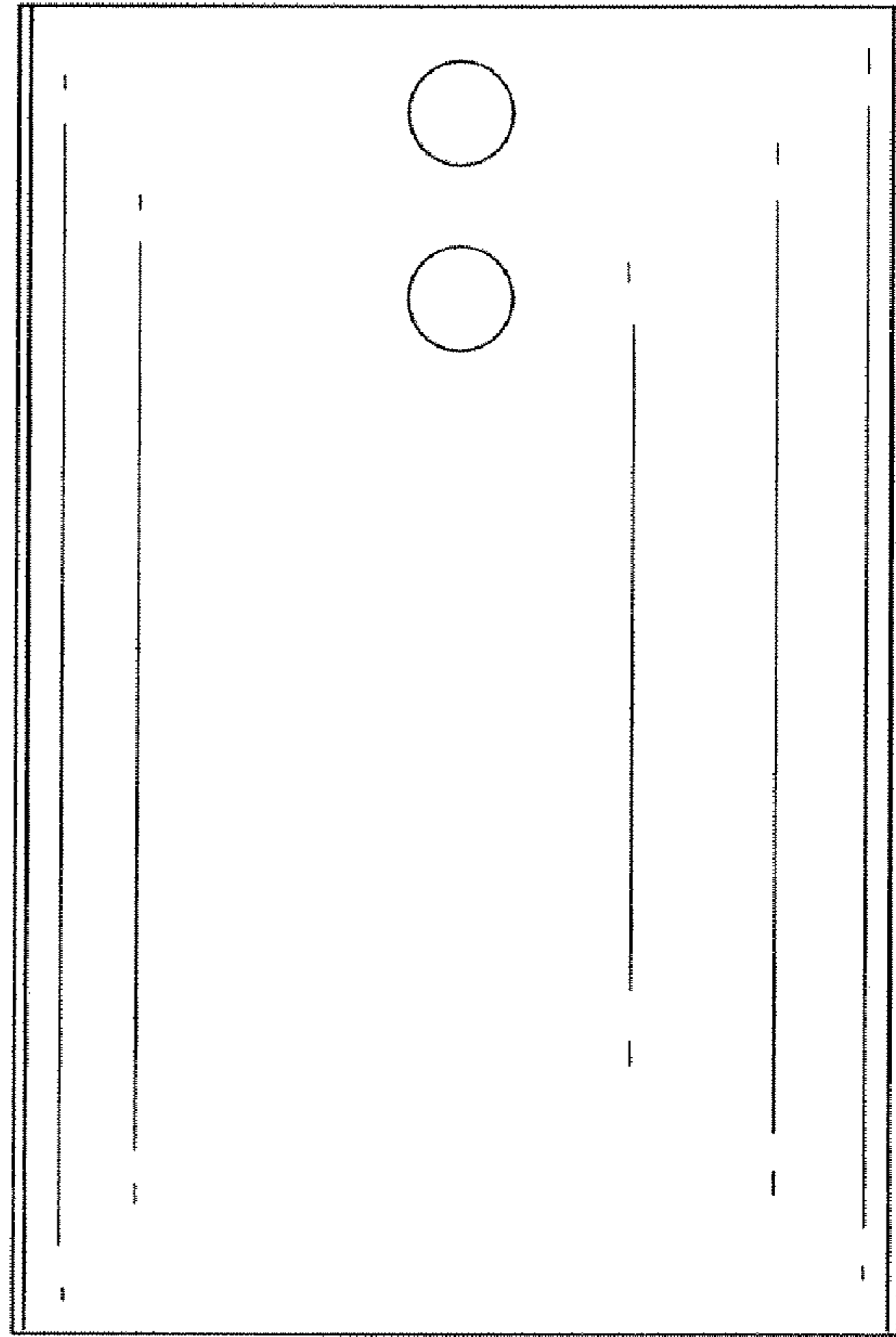


Fig. 6



Fig. 7