



US00D609552S

(12) **United States Design Patent**  
**Anderson et al.**

(10) **Patent No.:** **US D609,552 S**  
(45) **Date of Patent:** **\*\* Feb. 9, 2010**

(54) **MOUNT PORTION**

5,362,025 A 11/1994 Trom et al.

(75) Inventors: **Donald Anderson**, Oak Park, IL (US);  
**Derrick Lam**, Cicero, IL (US); **Ralph Kuprewicz**, Arlington Heights, IL (US);  
**Andy Whitley**, Lake in the Hills, IL (US)

(Continued)

FOREIGN PATENT DOCUMENTS

DE 20017972 U1 2/2001

(Continued)

OTHER PUBLICATIONS

U.S. Appl. No. 29/329,127, filed Dec. 9, 2008, Anderson et al.

(Continued)

*Primary Examiner*—Holly H Baynham  
*Assistant Examiner*—Cynthia M Chin  
(74) *Attorney, Agent, or Firm*—Foley & Lardner LLP

(73) Assignee: **Peerless Industries, Inc.**, Melrose Park, IL (US)

(\*\*) Term: **14 Years**

(21) Appl. No.: **29/329,120**

(22) Filed: **Dec. 9, 2008**

(51) **LOC (9) Cl.** ..... **08-05**

(52) **U.S. Cl.** ..... **D8/349**

(58) **Field of Classification Search** ..... D8/349,  
D8/354, 355, 363, 399, 499; D14/209, 217,  
D14/238, 451, 452; D16/235; 248/200,  
248/200.1, 221.11, 274.1, 276.1, 284.1, 285.1,  
248/292.14, 299.1, 320, 323, 324, 329, 342,  
248/343, 519

See application file for complete search history.

(57) **CLAIM**

We claim the ornamental design for a mount portion, as shown and described.

**DESCRIPTION**

FIG. 1 is a perspective view of a mount portion showing our new design;

FIG. 2 is a top view thereof;

FIG. 3 is a side view thereof;

FIG. 4 is a bottom view thereof;

FIG. 5 is a perspective view of another embodiment of the mount portion showing our new design;

FIG. 6 is a top view of the mount portion in FIG. 5;

FIG. 7 is a side view of the mount portion in FIG. 5; and,

FIG. 8 is a bottom view of the mount portion in FIG. 5.


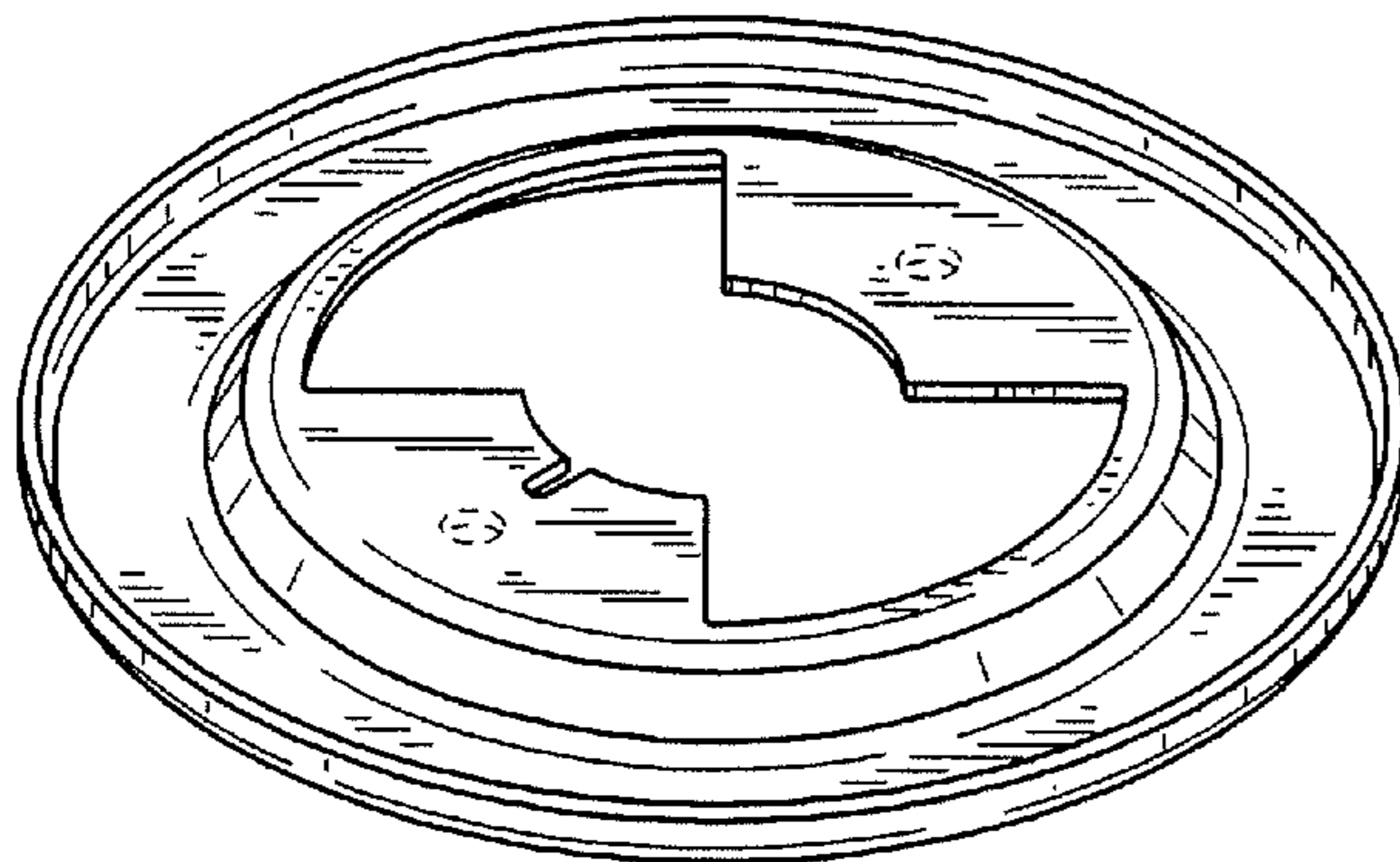
The broken lines shown are for illustrative purposes only and form no part of the claimed design.

**1 Claim, 4 Drawing Sheets**

(56) **References Cited**

U.S. PATENT DOCUMENTS

1,538,758 A	5/1925	Taylor	
1,703,649 A	8/1927	Weinstein	
2,186,607 A *	1/1940	Judge et al.	248/343
2,870,985 A	1/1959	Martin et al.	
3,440,331 A	4/1969	Cohen	
3,574,340 A	4/1971	Busche	
D221,634 S	8/1971	Bradspies et al.	
4,239,196 A	12/1980	Hanger	
D263,927 S *	4/1982	Dewey	D8/399
4,533,127 A	8/1985	Hawkins	
4,566,663 A	1/1986	Barchus	
D286,147 S *	10/1986	Carlson	D12/317
4,673,154 A	6/1987	Karapita	
4,764,008 A	8/1988	Wren	
5,037,267 A	8/1991	Warner et al.	
5,139,223 A	8/1992	Sedighzadeh	



# US D609,552 S

Page 2

## U.S. PATENT DOCUMENTS

5,490,655 A \* 2/1996 Bates ..... 248/329  
5,690,459 A 11/1997 Donovan et al.  
6,042,068 A 3/2000 Tcherny  
6,131,863 A 10/2000 Fiacco  
6,227,513 B1 5/2001 Richard  
6,237,884 B1 5/2001 Howe  
6,464,196 B1 10/2002 Crookham et al.  
6,491,293 B1 12/2002 Brewer  
D480,100 S \* 9/2003 Lam ..... D16/235  
6,708,940 B2 3/2004 Ligertwood  
D493,800 S 8/2004 Pfister et al.  
D494,596 S 8/2004 Pfister  
D494,978 S 8/2004 Pfister  
D495,713 S 9/2004 Pfister et al.  
D504,305 S 4/2005 Gillespie et al.  
D513,470 S 1/2006 Gillespie et al.  
6,988,698 B2 1/2006 O'Neill  
D514,612 S \* 2/2006 Boele ..... D16/235  
7,029,133 B2 4/2006 Challis  
7,152,836 B2 12/2006 Pfister et al.  
D537,706 S 3/2007 Ly Hau et al.  
D540,367 S 4/2007 Dittmer  
7,261,265 B2 8/2007 Burns  
D551,943 S \* 10/2007 Hodjat et al. .... D8/349  
D554,476 S \* 11/2007 Peterson ..... D8/354  
D554,491 S \* 11/2007 Stenberg ..... D8/499  
D554,984 S \* 11/2007 Stenberg ..... D8/499  
D558,562 S 1/2008 Ciungan et al.  
D558,563 S 1/2008 Ciungan  
D559,657 S \* 1/2008 Wohlford et al. .... D8/354  
D560,669 S \* 1/2008 Muday et al. .... D14/451  
D568,325 S 5/2008 Muday et al.  
D568,326 S 5/2008 Muday et al.  
D575,321 S \* 8/2008 van Kuijk ..... D16/235  
D580,741 S \* 11/2008 Short ..... D8/354  
D597,582 S \* 8/2009 Anderson et al. .... D16/235

2002/0014573 A1 2/2002 Anderson  
2003/0151701 A1 8/2003 Sedighzadeh  
2003/0160142 A1 8/2003 Brahler et al.  
2004/0211872 A1 10/2004 Dittmer et al.  
2004/0232298 A1 11/2004 Bremmon et al.  
2004/0232301 A1 11/2004 Bremmon et al.  
2005/0035253 A1 2/2005 Rixom  
2005/0161575 A1 7/2005 Friederich et al.  
2006/0065800 A1 3/2006 Bremmon  
2006/0186301 A1 8/2006 Dozier et al.

## FOREIGN PATENT DOCUMENTS

DE 10044213 A1 4/2002  
DE 20217304 U1 4/2003  
DE 20306682 U1 8/2003  
DE 20315817 U1 12/2003  
DE 202004010224 U1 11/2004  
DE 102005002838 A1 8/2006  
EP 0332762 A1 9/1989  
EP 1431652 A2 6/2004  
EP 1443260 A2 8/2004  
FR 7147757 8/1973  
FR 2319838 2/1977  
FR 2374868 7/1978  
JP 63-5321 2/1988  
JP 08-275093 10/1996  
JP 09-185125 7/1997  
NL 1022621 C1 8/2004  
WO WO03/067142 A1 8/2003  
WO WO2004/085909 A1 10/2004

## OTHER PUBLICATIONS

2005 Euromet Product Catalog, pages showing dia/Video Universal Mounting Brackets.  
2008 Peerless Mounts Product Catalog (pp. 92-99).

\* cited by examiner

FIG. 1

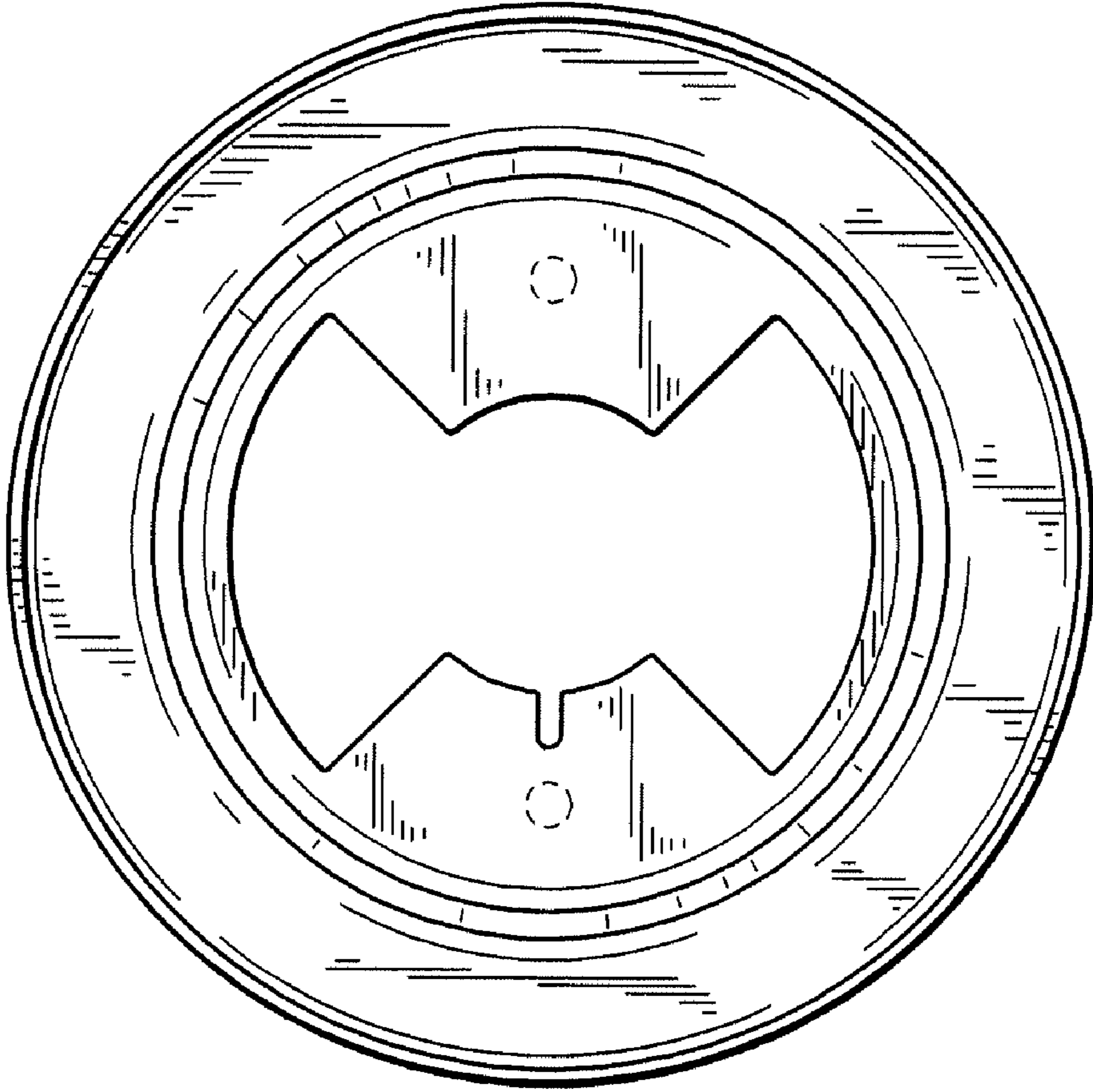
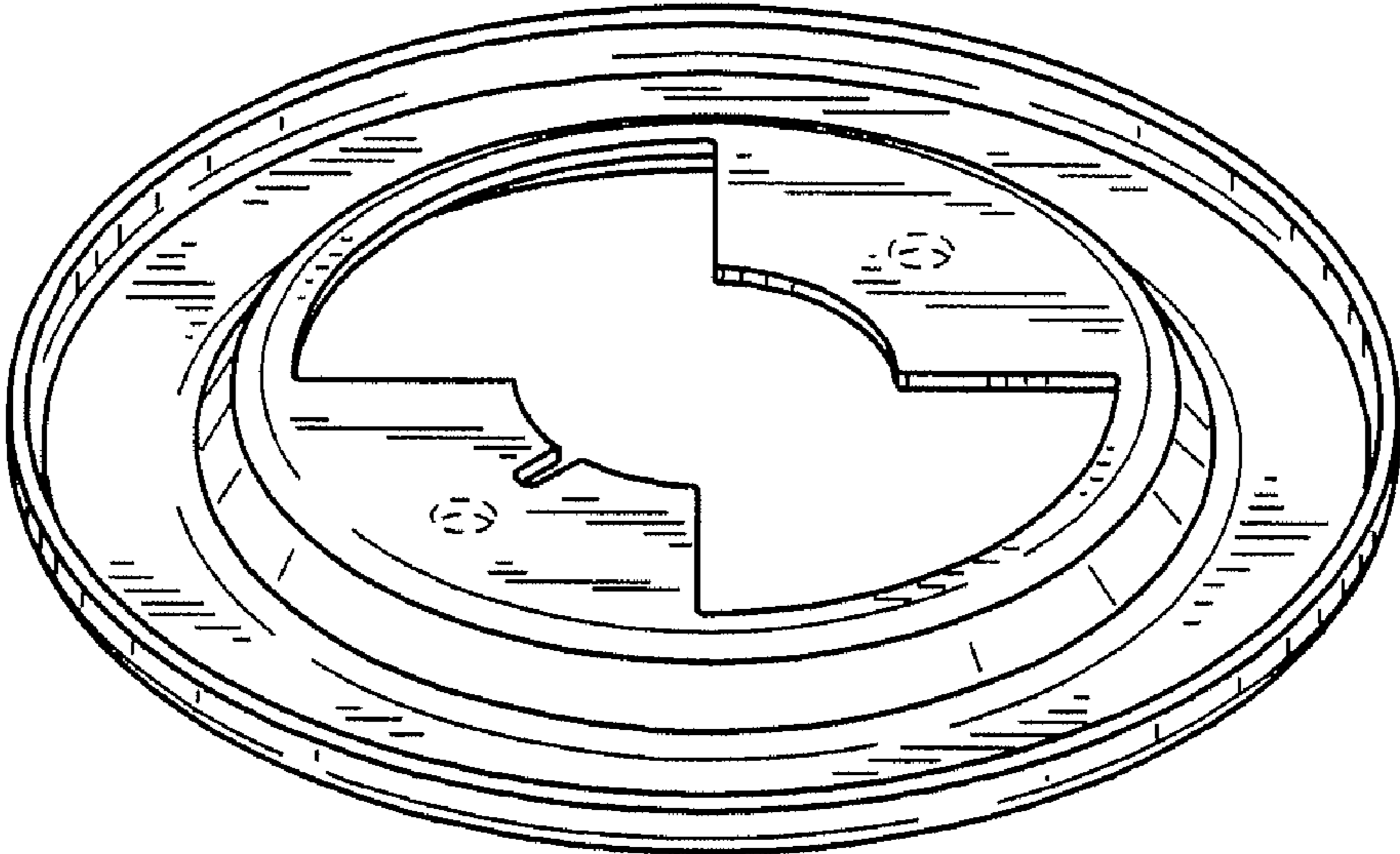


FIG. 2




FIG. 3

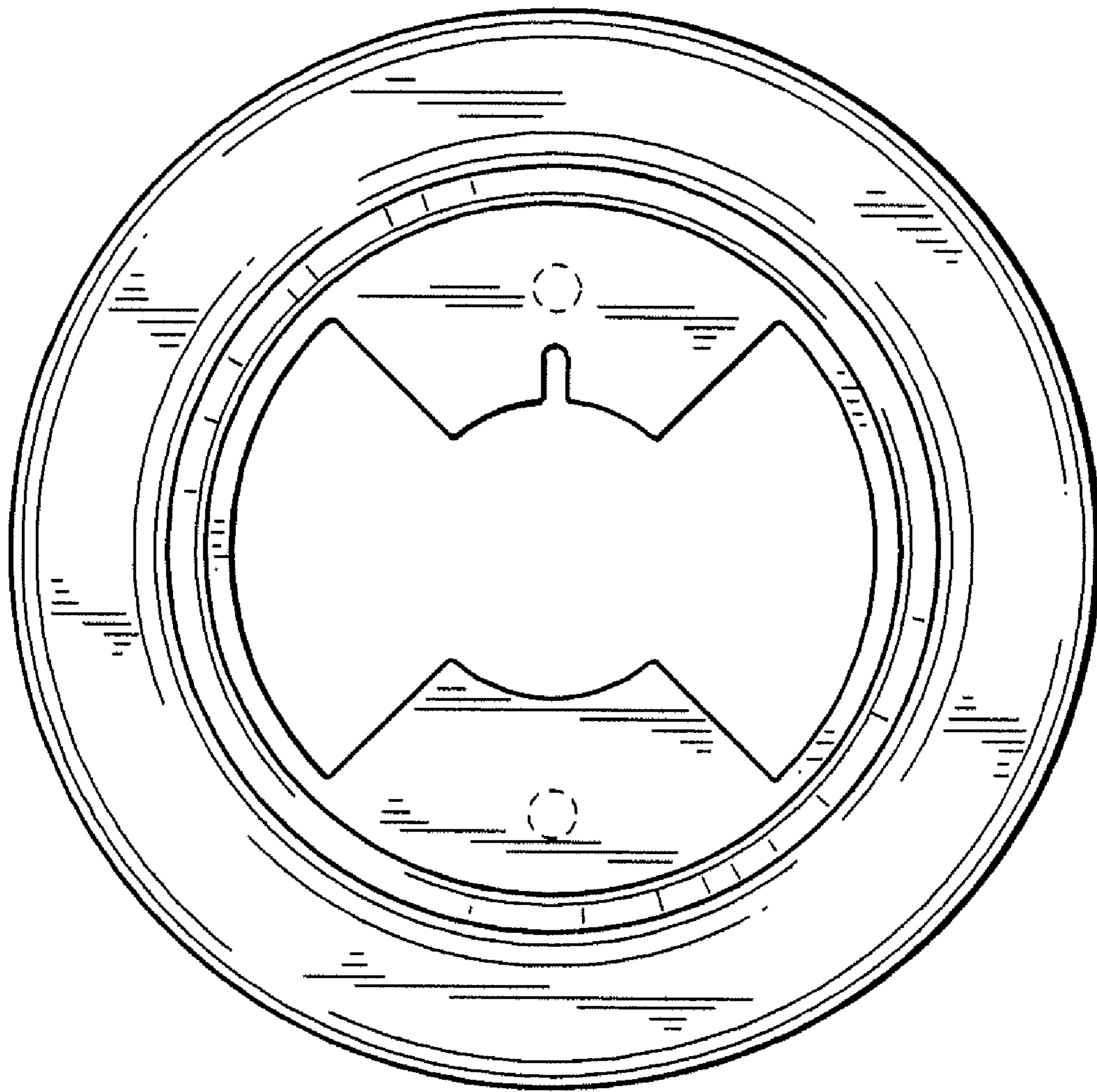


FIG. 4

FIG. 5

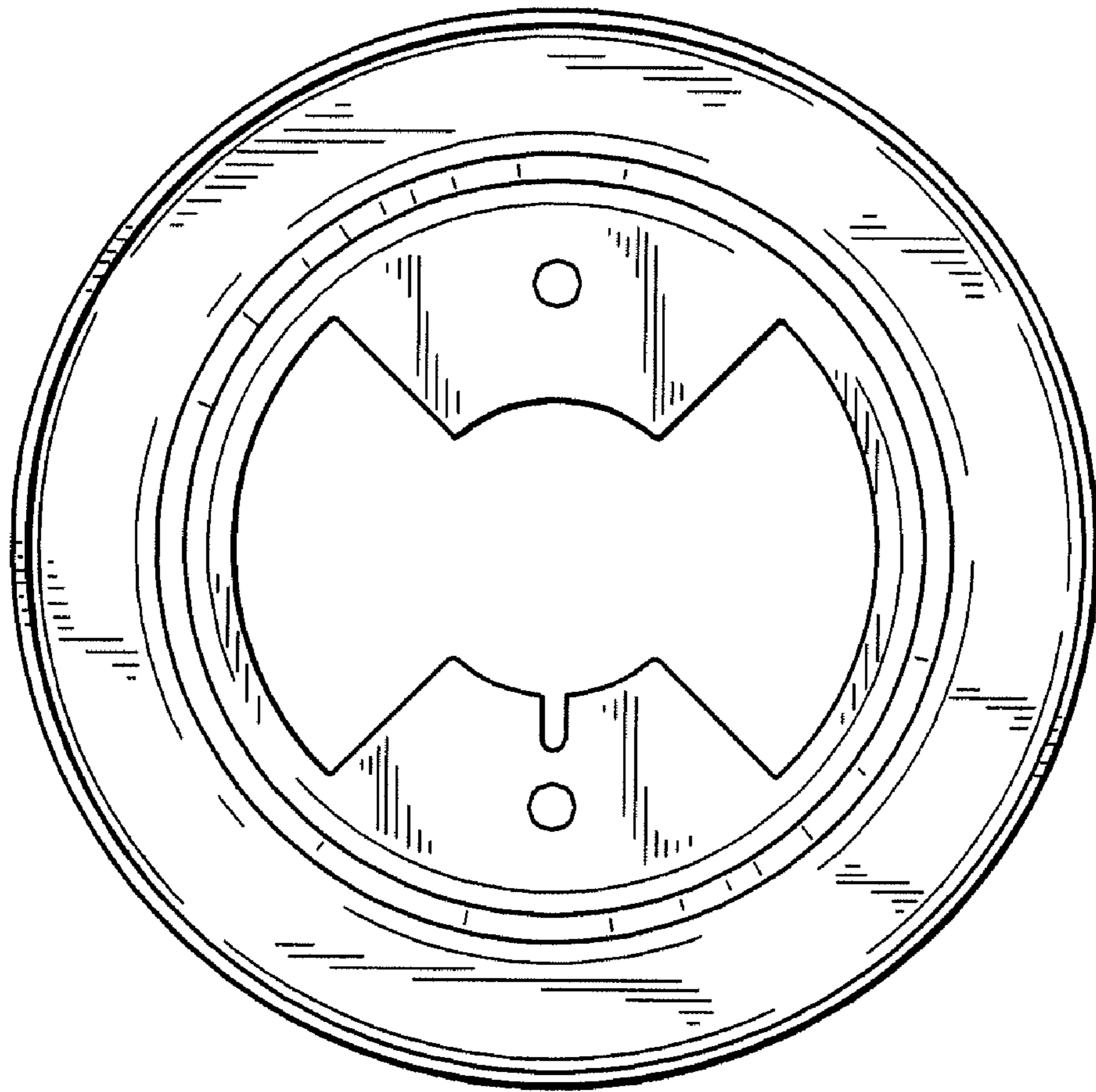
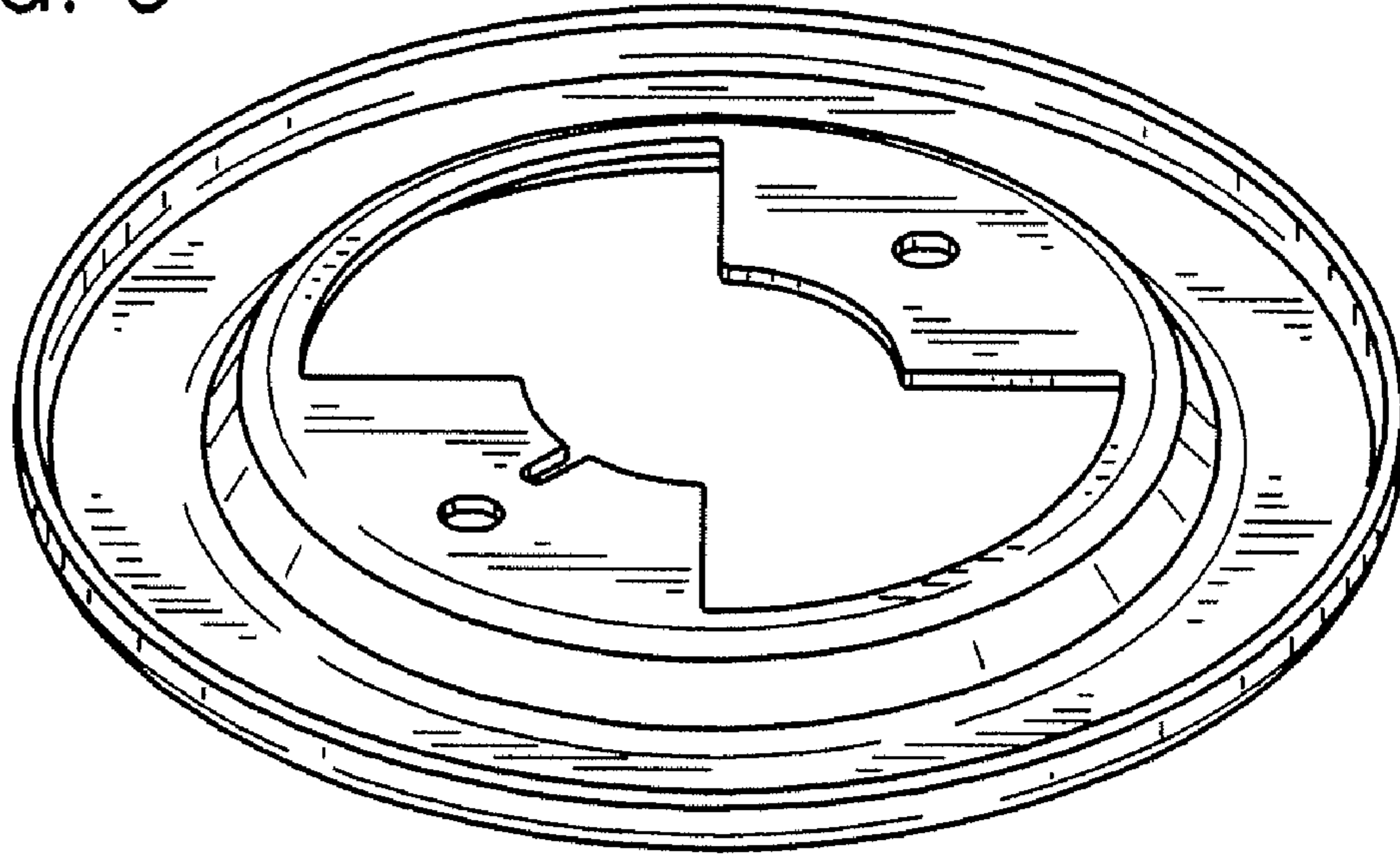


FIG. 6




FIG. 7

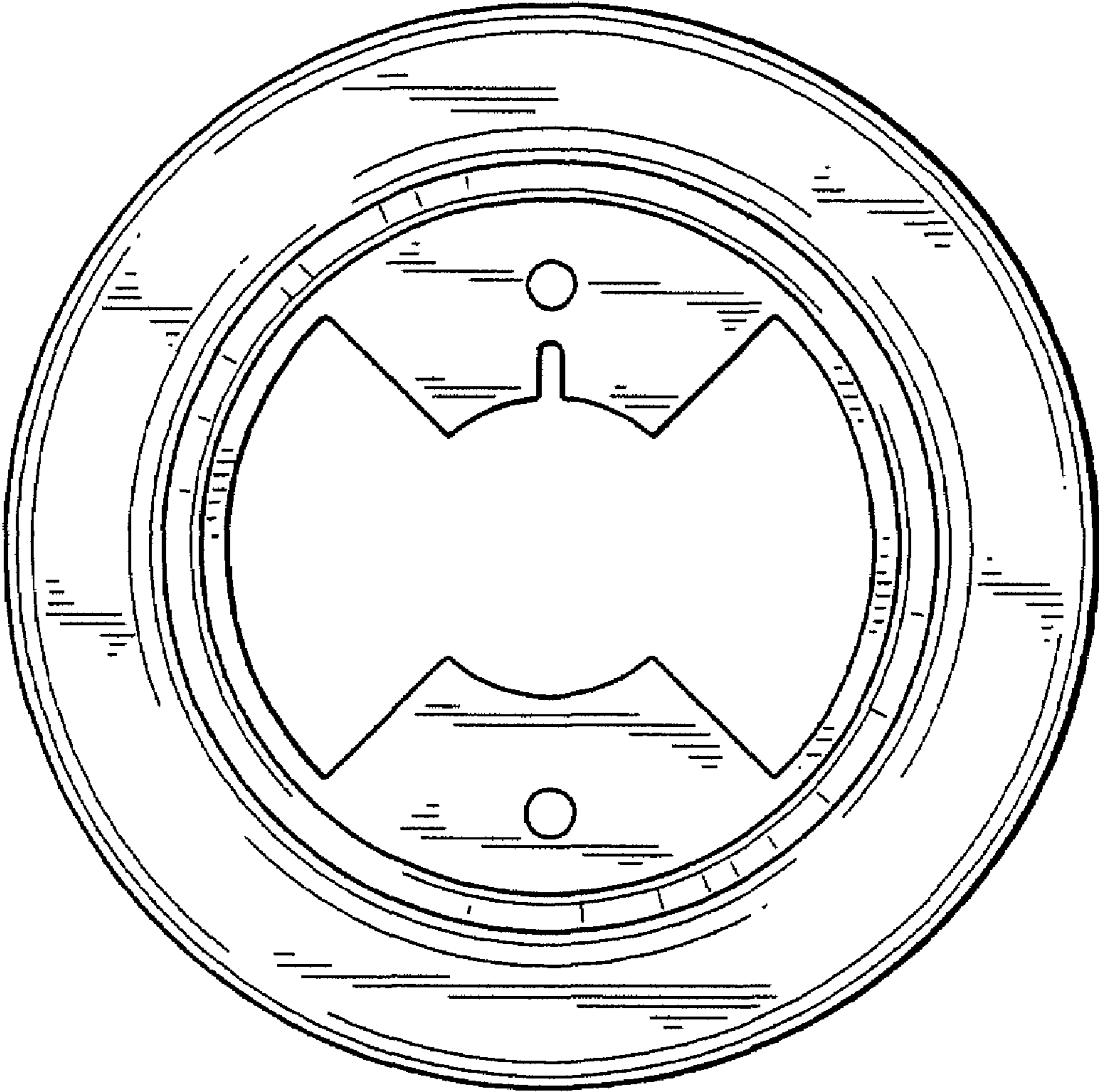


FIG. 8