



US00D609539S

(12) **United States Design Patent**
Vagnby

(10) **Patent No.:** **US D609,539 S**

(45) **Date of Patent:** **** Feb. 9, 2010**

(54) **CAN OPENER**

(75) Inventor: **Marcus Vagnby**, Stege (DK)

(73) Assignee: **Brix Design A/S**, Stege (DK)

(**) Term: **14 Years**

(21) Appl. No.: **29/312,831**

(22) Filed: **Nov. 14, 2008**

(51) **LOC (9) Cl.** **07-99**

(52) **U.S. Cl.** **D8/40**

(58) **Field of Classification Search** D8/14,
D8/18, 33-43; 7/151-156; 30/400-410,
30/416-430, 433, 434, 443, 450; 81/3.07,
81/3.09, 3.2, 3.27, 3.29, 3.35, 3.37, 3.4, 3.45,
81/3.48, 3.49, 3.55

See application file for complete search history.

(56) **References Cited**

U.S. PATENT DOCUMENTS

1,520,670	A *	12/1924	Appel	7/156
D177,710	S *	5/1956	Bird	D8/34
2,770,877	A *	11/1956	Bird	30/450
D222,659	S *	11/1971	Billis	D8/40
D348,594	S *	7/1994	Clark et al.	D8/40
D384,252	S *	9/1997	Aydelott	D8/14

D459,964	S *	7/2002	Ellis, Jr.	D8/44
D476,540	S *	7/2003	Kelleghan	D8/38
D557,576	S *	12/2007	Crombie	D8/38
D568,700	S *	5/2008	Neiser	D8/40

* cited by examiner

Primary Examiner—Caron Veynar

Assistant Examiner—Garth Rademaker

(74) *Attorney, Agent, or Firm*—John C. McMahon

(57) **CLAIM**

The ornamental design for a can opener, as shown and described.

DESCRIPTION

FIG. 1 is a perspective view of a can opener in accordance with the present invention;

FIG. 2 is a first side elevational view of the can opener with a second side elevational view being a mirror image of the first side elevational view;

FIG. 3 is a rear elevational view of the can opener;

FIG. 4 is a front elevational view of the can opener;

FIG. 5 is a bottom plan view of the can opener; and,

FIG. 6 is a top plan view of the can opener.

1 Claim, 3 Drawing Sheets

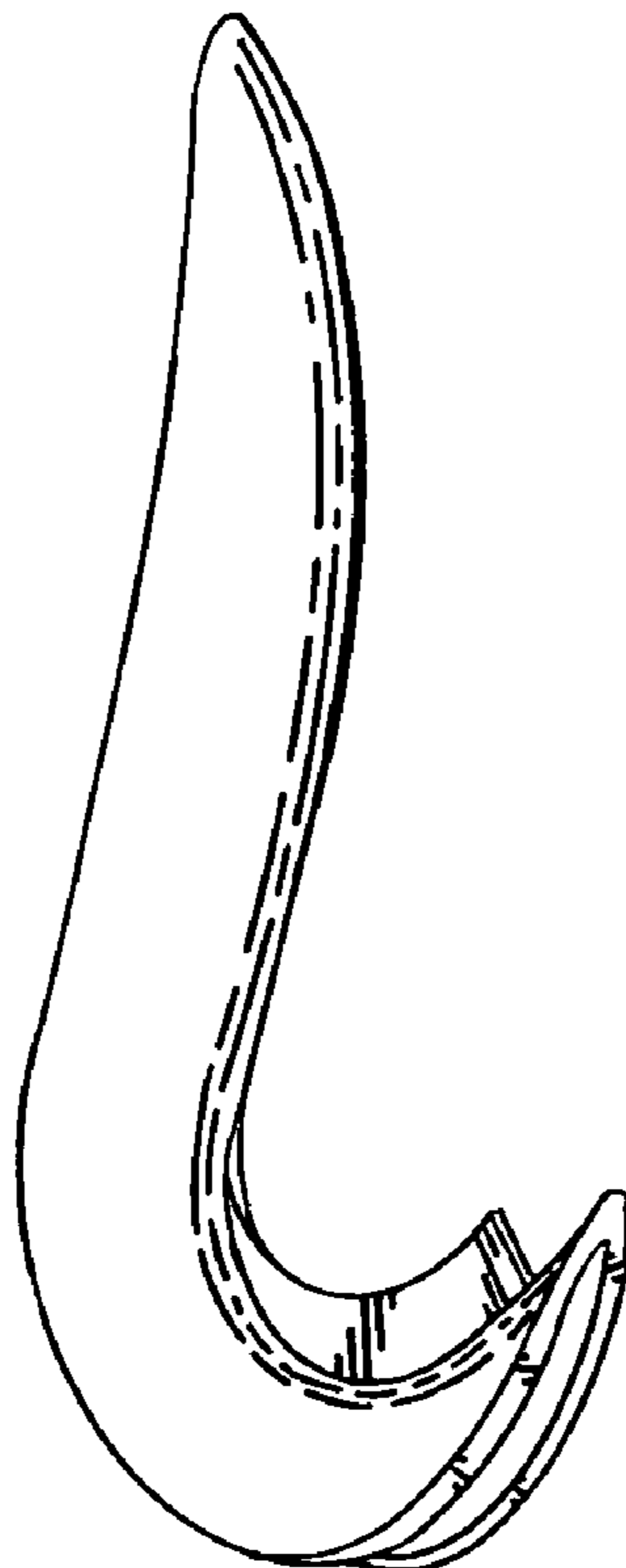


Fig. 1.

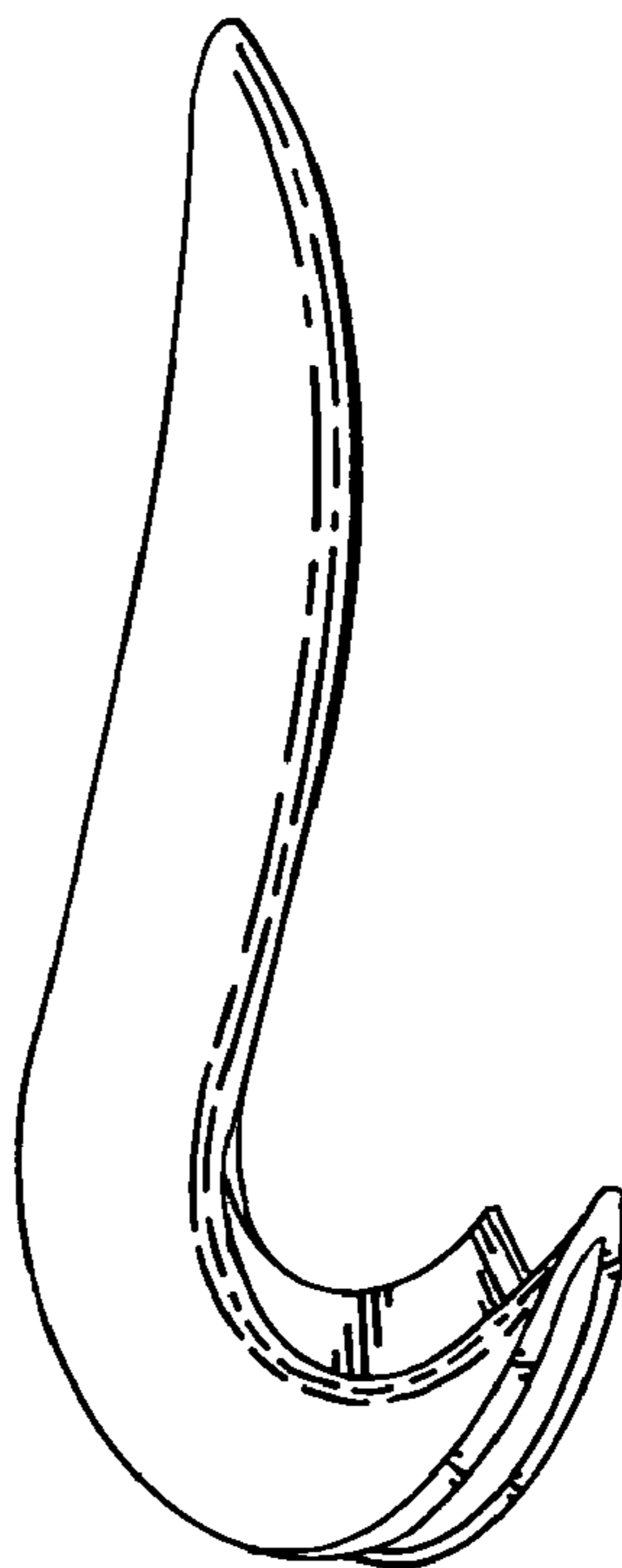


Fig. 2.

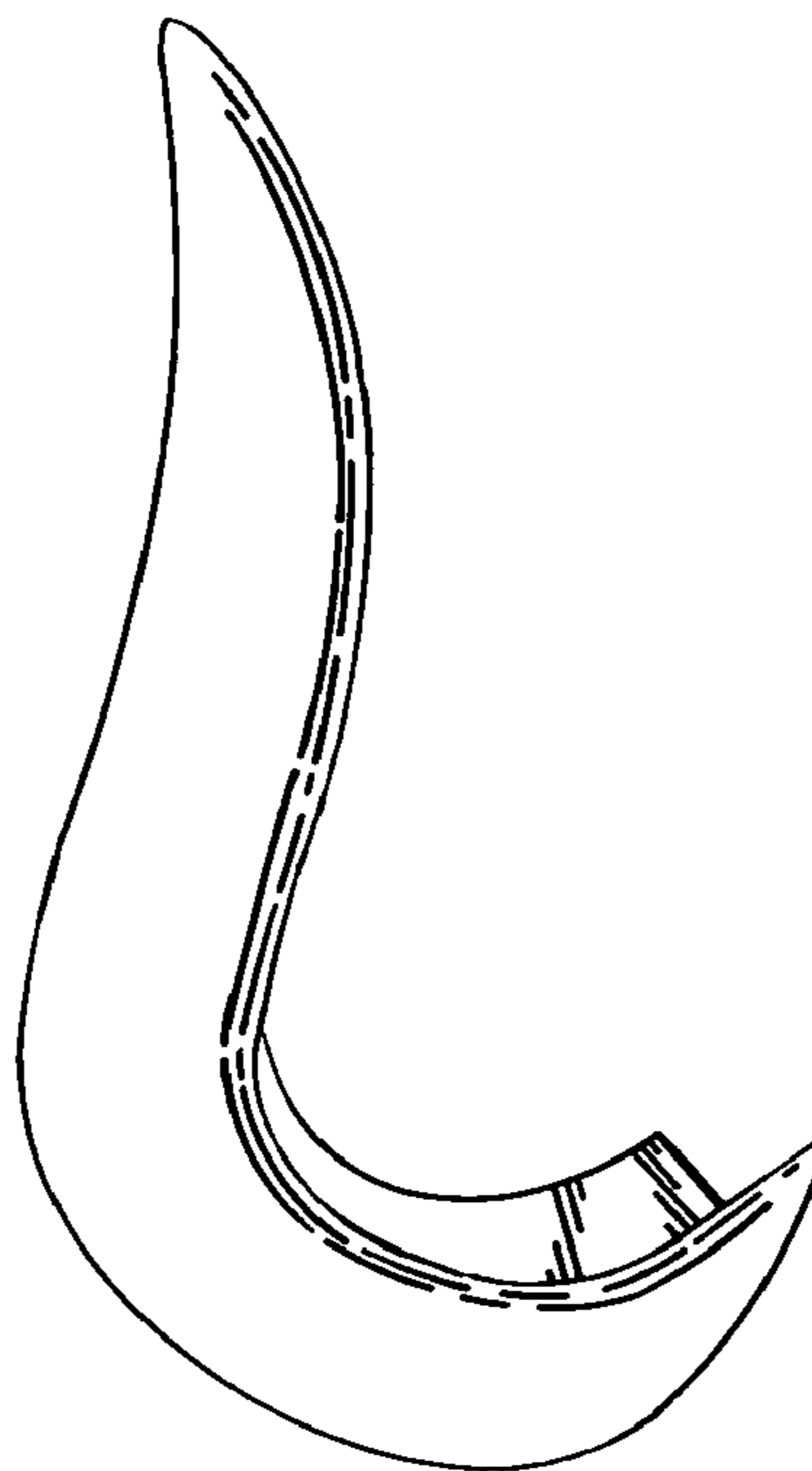


Fig. 3.




Fig. 4.



Fig. 5.




Fig. 6.

