



US00D609536S

(12) **United States Design Patent**  
**Tang**

(10) **Patent No.:** **US D609,536 S**

(45) **Date of Patent:** **\*\* Feb. 9, 2010**

(54) **PEPPER MILL**

D484,371 S \* 12/2003 Tang et al. .... D7/679  
7,207,511 B2 \* 4/2007 Ng ..... 241/169.1

(75) Inventor: **Lee Shek Tang**, New Territories (HK)

(73) Assignee: **Best Luck Technology Development Limited**, New Territories (HK)

(\*\*) Term: **14 Years**

(21) Appl. No.: **29/333,377**

(22) Filed: **Mar. 8, 2009**

(30) **Foreign Application Priority Data**

Sep. 10, 2008 (HK) ..... 0802208

(51) **LOC (9) Cl.** ..... **07-06**

(52) **U.S. Cl.** ..... **D7/679**

(58) **Field of Classification Search** ..... D7/590-597,  
D7/679, 372, 373; D9/549, 559; 222/142.1-142.9,  
222/480; 241/168, 169.1, 169, 273.1-273.4  
See application file for complete search history.

(56) **References Cited**

**U.S. PATENT DOCUMENTS**

4,026,490 A \* 5/1977 Johansson ..... 241/169.1  
D473,432 S \* 4/2003 Tang et al. .... D7/679

\* cited by examiner

*Primary Examiner*—Terry A Wallace

(74) *Attorney, Agent, or Firm*—Joseph G. Swan, P.C.

(57) **CLAIM**

The ornamental design for a pepper mill, as shown and described.

**DESCRIPTION**

FIG. 1 is a front perspective view of a pepper mill according to the present invention.

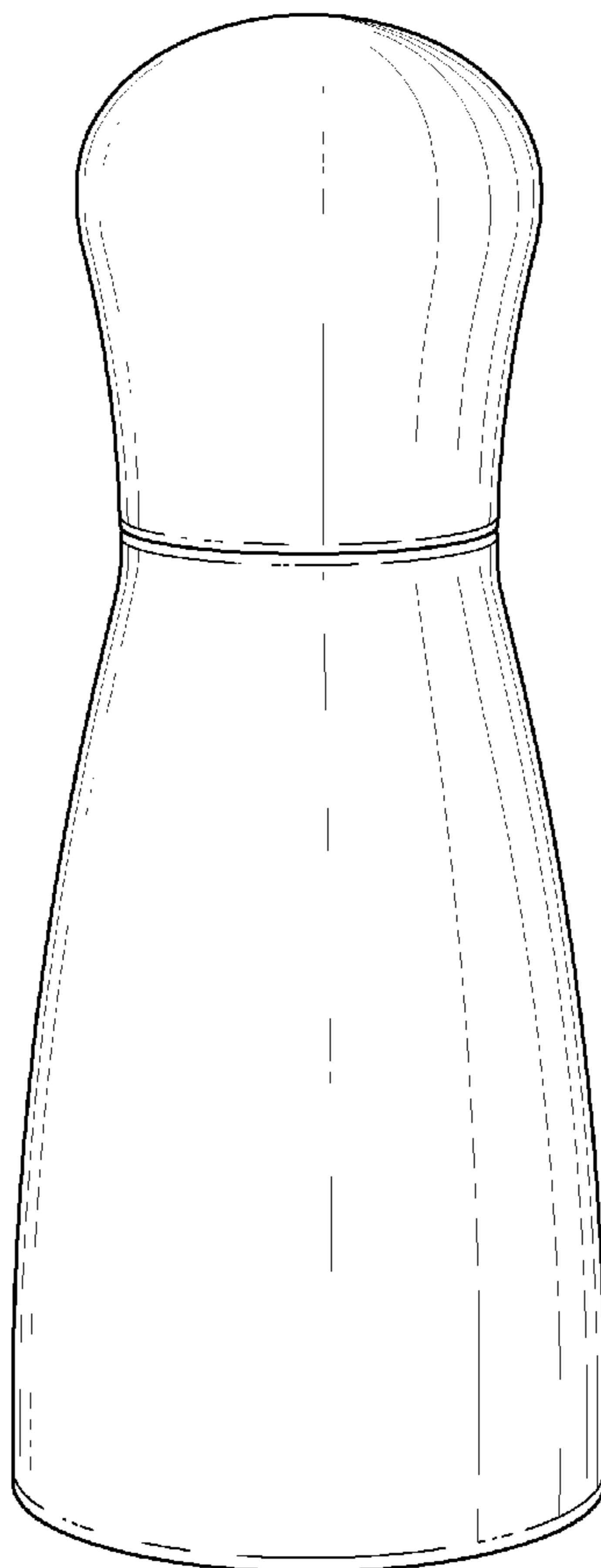
FIG. 2 is a front elevational view of the pepper mill, with the left side, right side and rear elevational views being identical to the front elevational view.

FIG. 3 is a top plan view of the pepper mill; and,

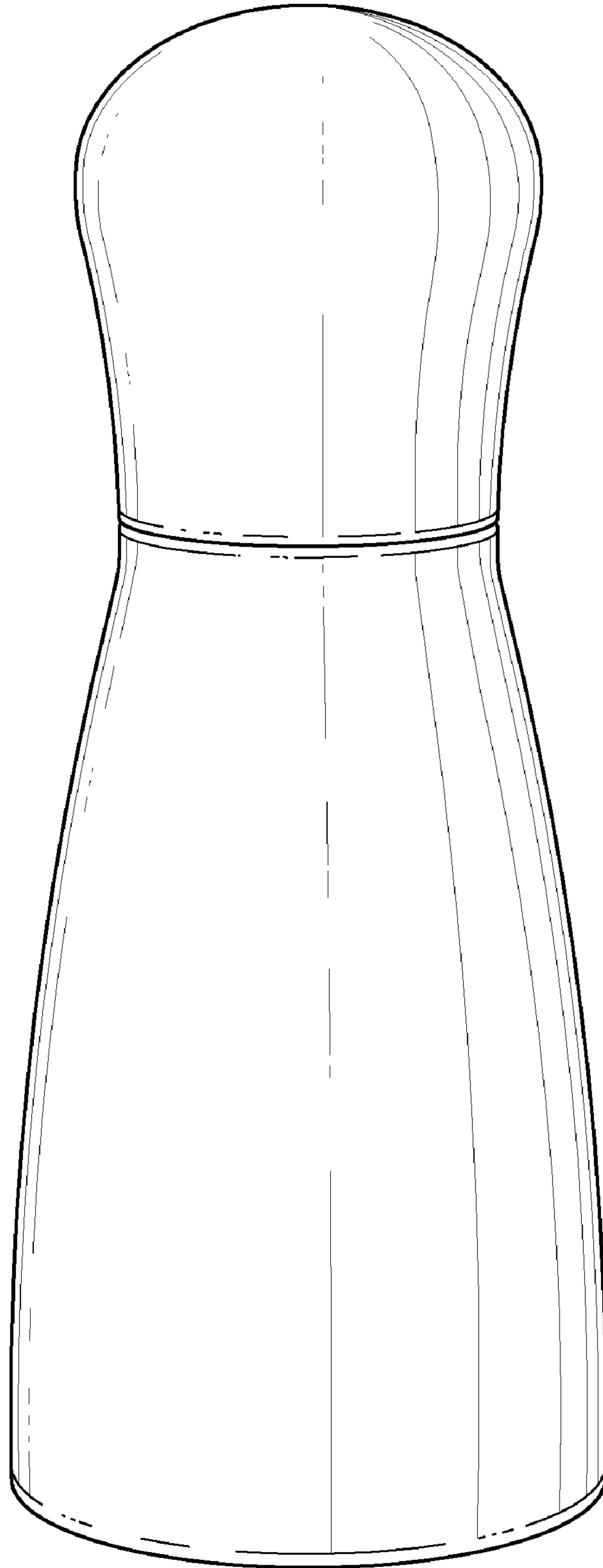
FIG. 4 is a bottom plan view of the pepper mill.

The portions shown in broken lines are solely for the purpose of illustrating context and form no part of the claimed design.

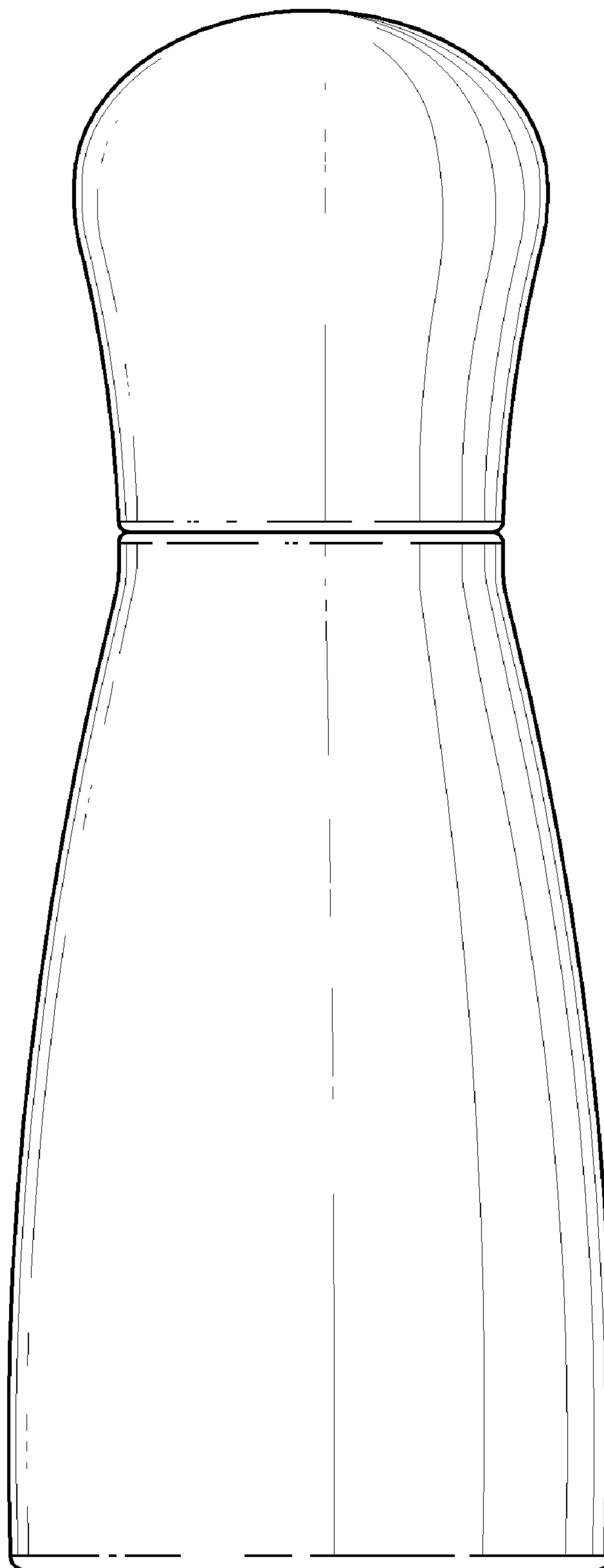
**1 Claim, 3 Drawing Sheets**



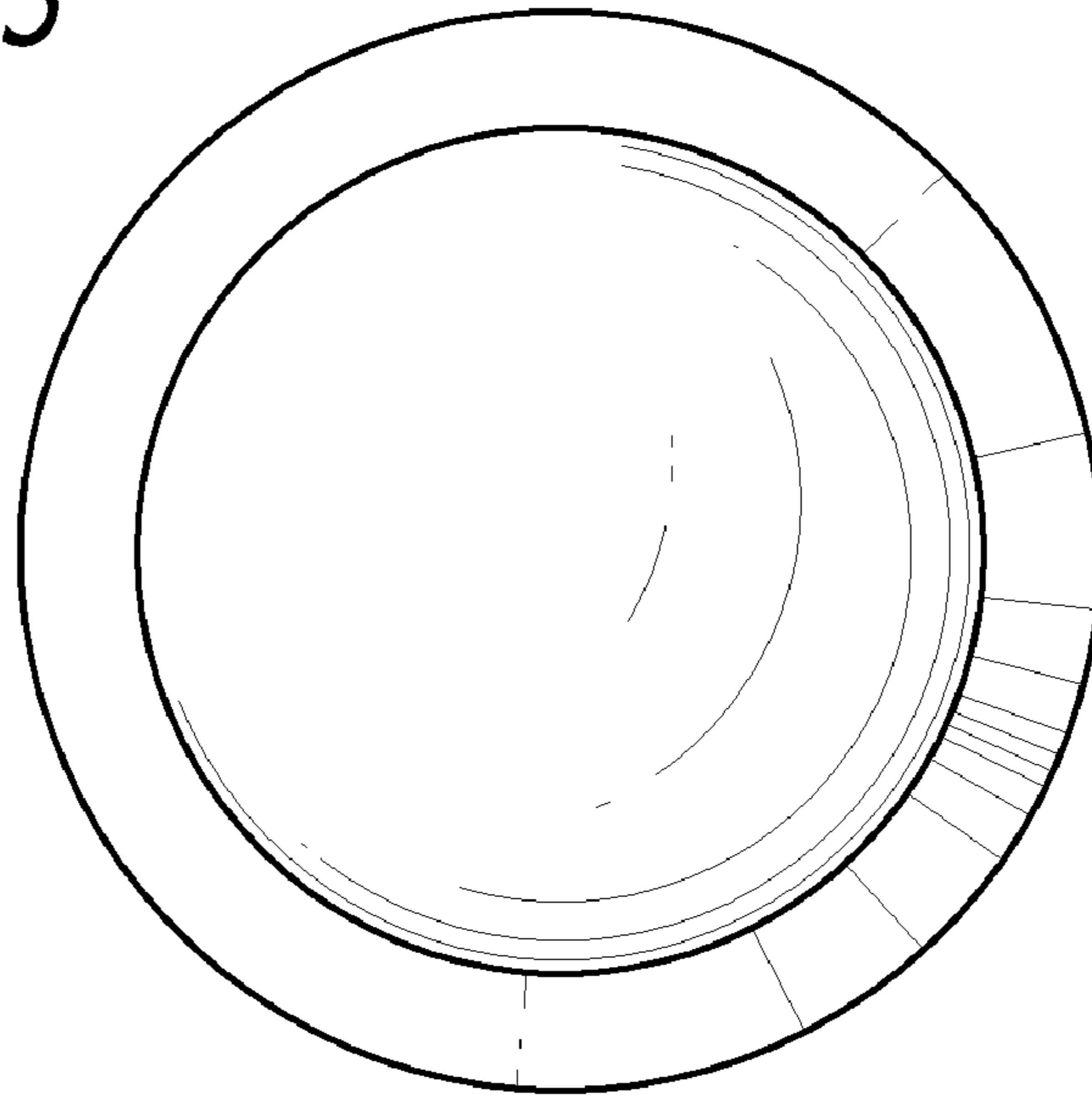
*FIG. 1*



*FIG. 2*



*FIG. 3*



*FIG. 4*

