



US00D609532S

(12) **United States Design Patent**
Koennecke

(10) **Patent No.:** **US D609,532 S**

(45) **Date of Patent:** **** *Feb. 9, 2010**

(54) **DISPOSABLE BOWL**

(75) Inventor: **Weston Koennecke**, Oak Park, IL (US)

(73) Assignee: **Solo Cup Operating Corporation**, Lake Forest, IL (US)

(**) Term: **14 Years**

(21) Appl. No.: **29/334,395**

(22) Filed: **Mar. 25, 2009**

(51) **LOC (9) Cl.** **07-02**

(52) **U.S. Cl.** **D7/584**

(58) **Field of Classification Search** D7/543,
D7/545, 546, 549, 550.1, 553.6, 554.1, 584,
D7/586, 587, 566; 206/507, 557, 561-564,
206/565; 229/407; 220/574, 659, 23.83;
D9/457, 759, 713, 716, 501, 517; 294/172
See application file for complete search history.

- D495,928 S 9/2004 Laib
- D499,305 S 12/2004 Laib
- D501,403 S 2/2005 Wilcock et al.
- D502,060 S 2/2005 Dais et al.
- D503,336 S 3/2005 Tucker et al.
- D508,822 S 8/2005 Smith et al.
- D527,956 S 9/2006 Doliwa
- D529,798 S 10/2006 Snedden
- D530,198 S 10/2006 Snedden et al.
- D554,531 S 11/2007 Lovett
- D554,988 S 11/2007 Sim
- 7,347,327 B2 3/2008 Lobman et al.

(Continued)

Primary Examiner—Charles A Rademaker
(74) *Attorney, Agent, or Firm*—Banner & Witcoff, Ltd.

(56) **References Cited**

U.S. PATENT DOCUMENTS

- D35,475 S * 12/1901 Springer D7/550.1
- 2,050,206 A * 8/1936 Chaplin 220/574
- D219,935 S * 2/1971 Kurer et al. D7/587
- D232,684 S * 9/1974 Eicholtz D7/585
- D289,246 S * 4/1987 Ritman D7/584
- 4,966,297 A * 10/1990 Doty 220/23.83
- 4,967,908 A 11/1990 Kessler
- D375,652 S 11/1996 Hayes
- D378,180 S * 2/1997 Hayes et al. D7/554.1
- D392,884 S 3/1998 Hayes
- 5,934,472 A 8/1999 Ramirez et al.
- D434,947 S * 12/2000 Wellner D7/586
- 6,415,945 B1 7/2002 Zank et al.
- D469,313 S 1/2003 Thonis et al.
- D478,477 S * 8/2003 Tisdale et al. D7/586
- D481,262 S * 10/2003 Tisdale et al. D7/586
- 6,651,874 B1 11/2003 Pedersen
- D484,002 S * 12/2003 Carlson D7/584
- D485,755 S 1/2004 Isler et al.
- D489,575 S 5/2004 De Neubourg
- D490,278 S 5/2004 Welsh

(57) **CLAIM**

I claim the ornamental design for a disposable bowl, as shown and described.

DESCRIPTION

FIG. 1 is a perspective view of a disposable bowl of the present claimed design;

FIG. 2 is a top plan view of the disposable bowl of FIG. 1;

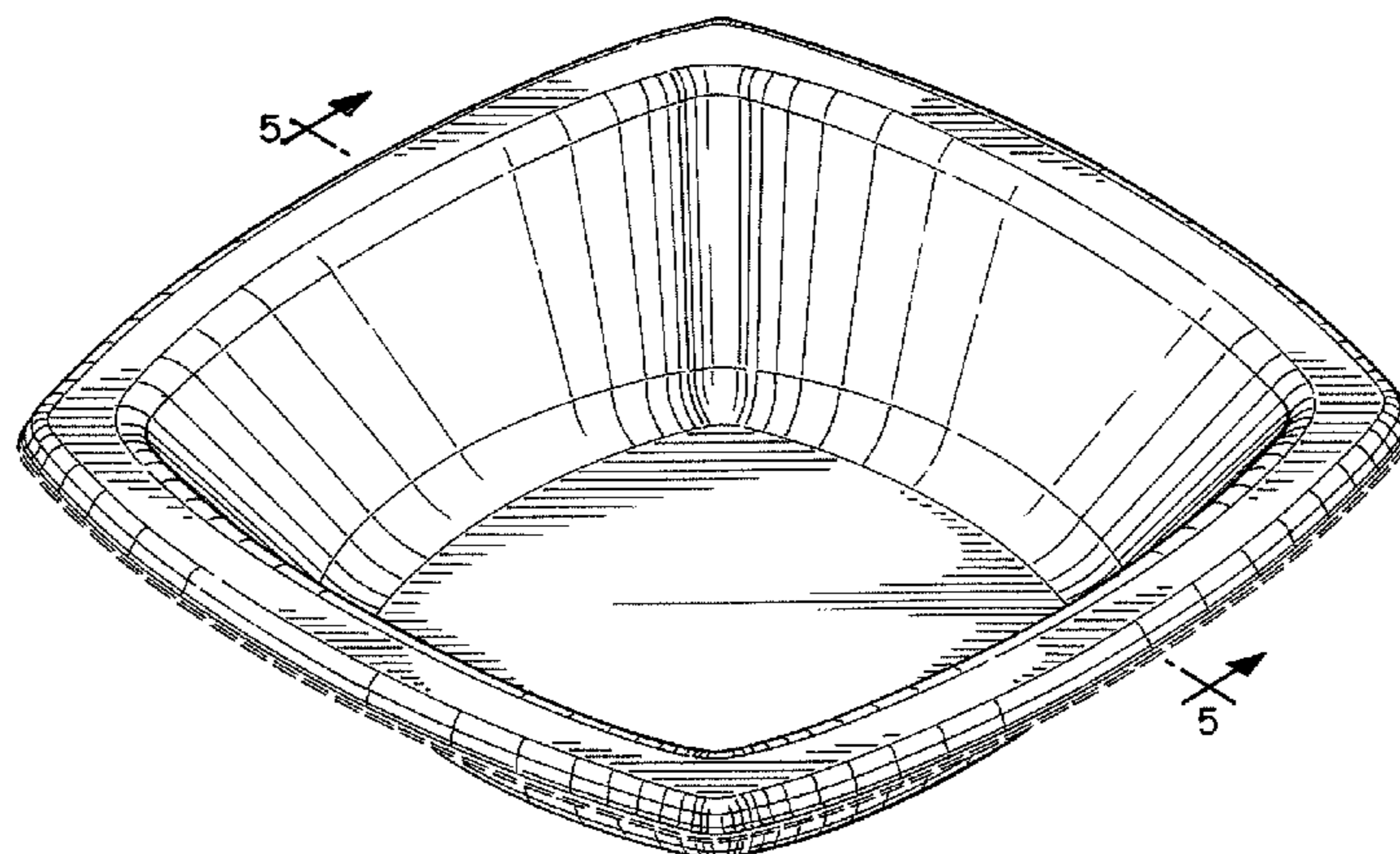
FIG. 3 is a side view of the disposable bowl of FIG. 1, all other side views being identical thereto;

FIG. 4 is a bottom plan view of the disposable bowl of FIG. 1; and,

FIG. 5 is a cross-sectional view of the disposable bowl taken along lines 5—5 of FIG. 1.

Features shown in broken lines in the drawings form no part of the claimed design.

1 Claim, 2 Drawing Sheets



US D609,532 S

Page 2

U.S. PATENT DOCUMENTS

D568,687 S 5/2008 Lovett
D573,408 S 7/2008 Lovett
D573,409 S 7/2008 Lovett

2004/0013830 A1 1/2004 Nonomura et al.
2007/0119743 A1 5/2007 Tucker et al.
2007/0187277 A1 8/2007 Furlong

* cited by examiner

FIG. 1

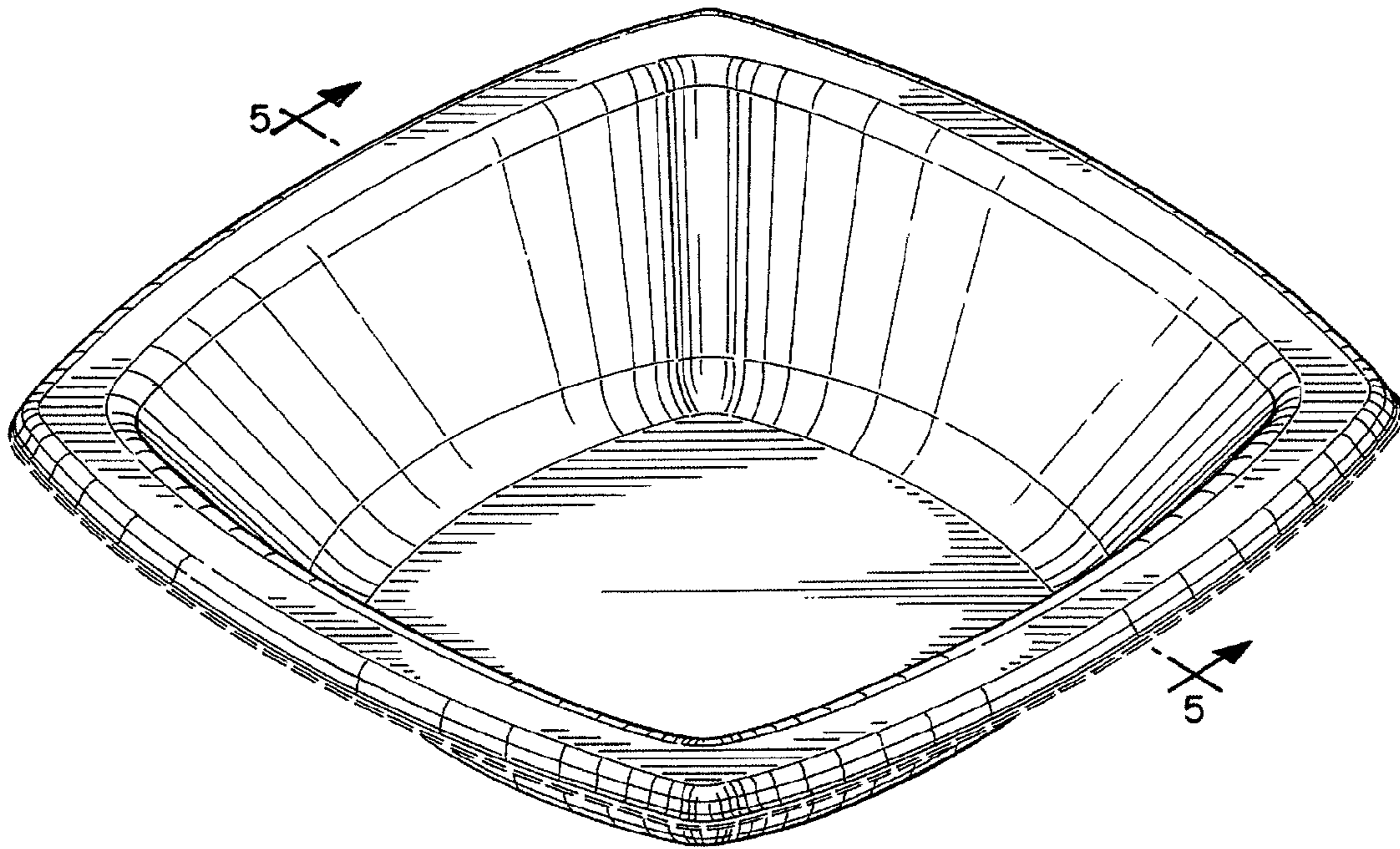


FIG. 2

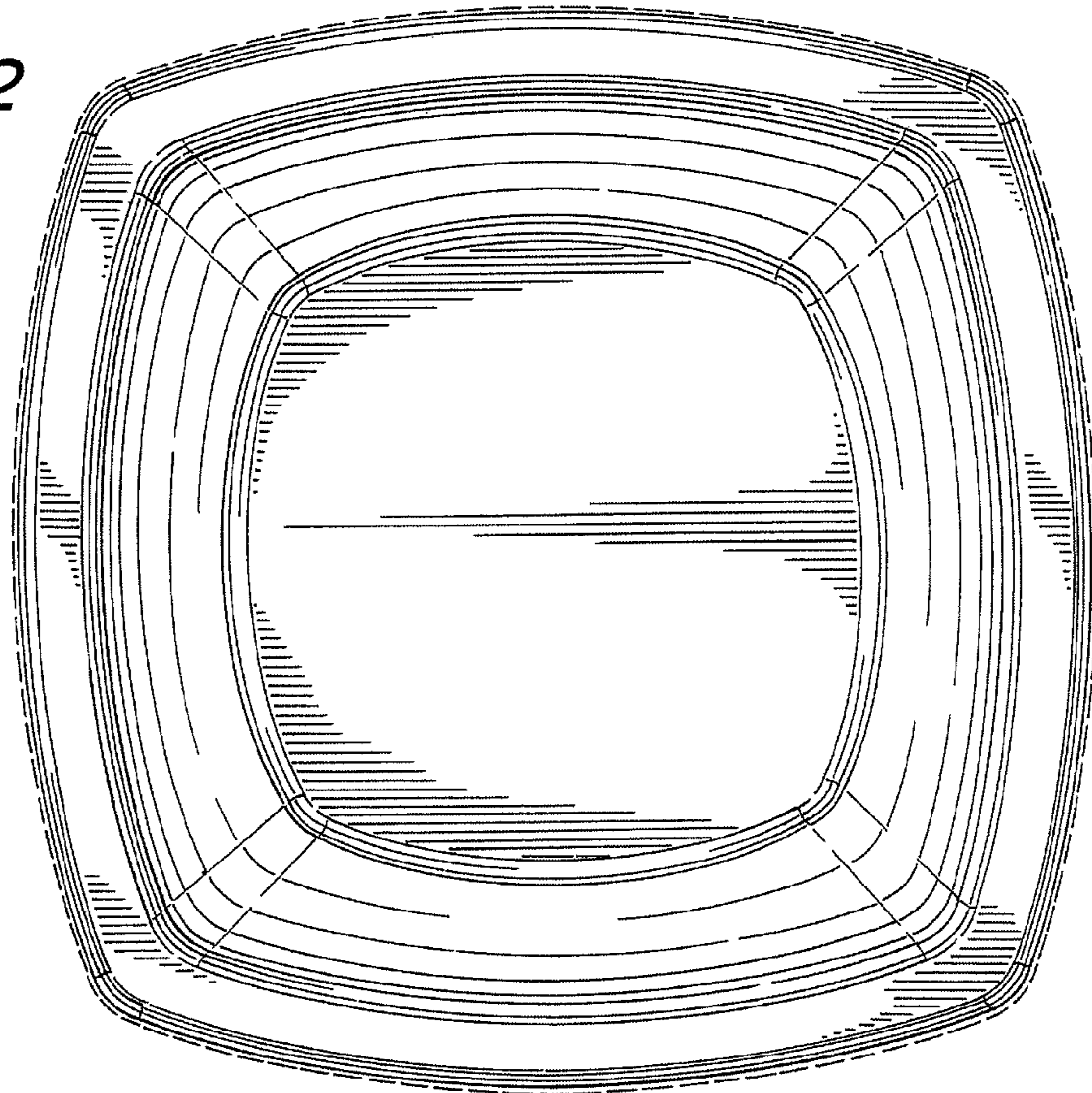


FIG. 3

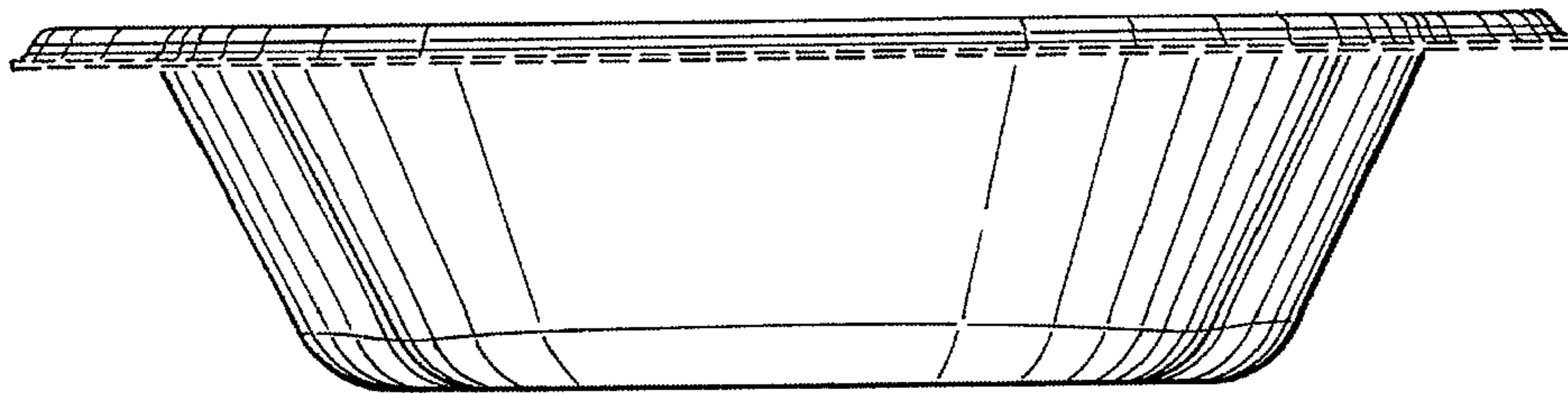


FIG. 4

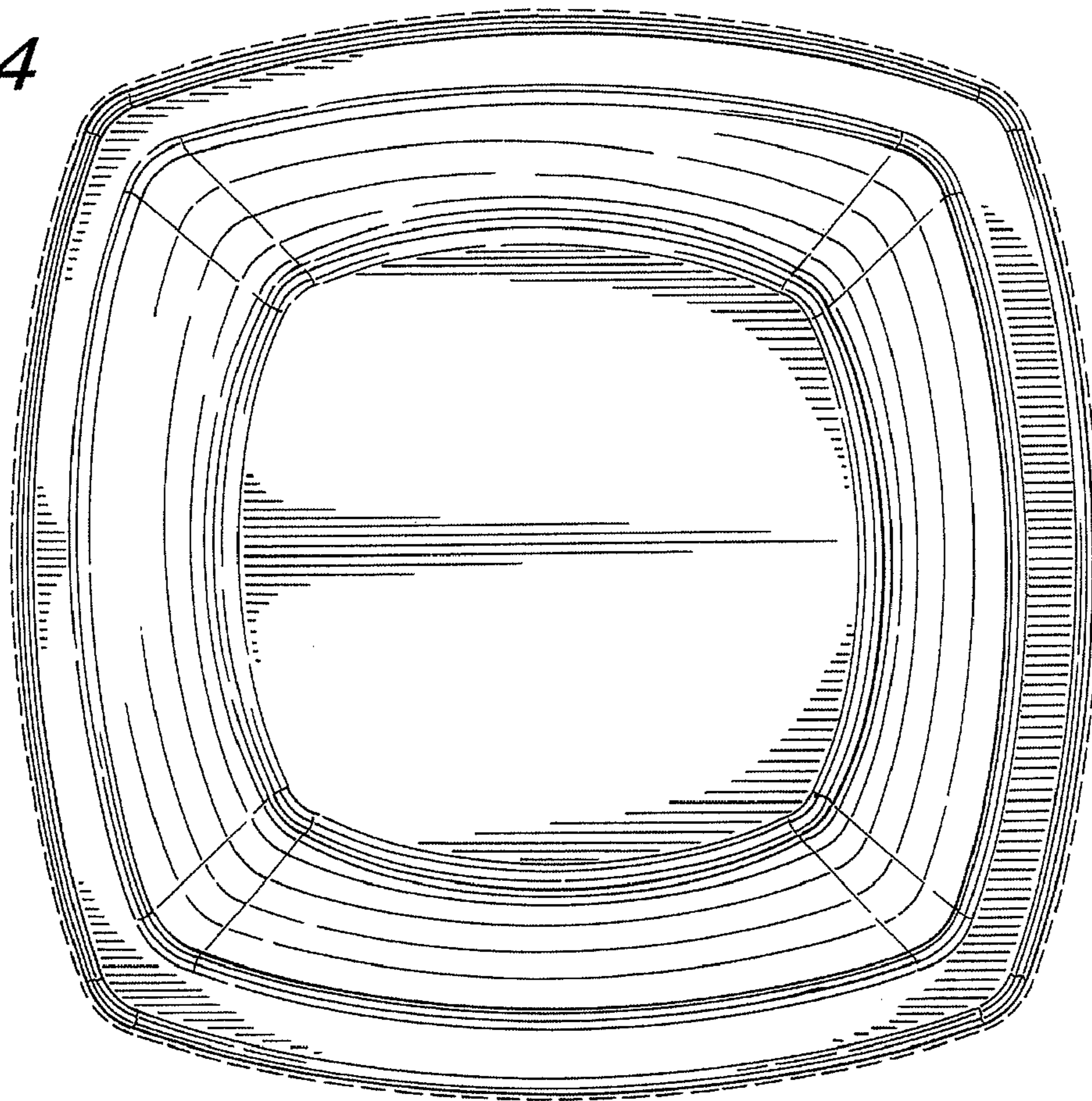


FIG. 5

