

US00D609530S

(12) **United States Design Patent**  
**Hart et al.**

(10) **Patent No.:** **US D609,530 S**  
(45) **Date of Patent:** **\*\* Feb. 9, 2010**

(54) **GLASS CASSEROLE**

(75) Inventors: **Neil Hart**, Elmira, NY (US); **Richard Pudliner, Jr.**, Charleroi, PA (US); **Clint Cooper**, Charleroi, PA (US); **Mark P. Cooley**, Bentleyville, PA (US); **Erica Eden**, New York, NY (US); **Davin Stowell**, New York, NY (US)

(73) Assignee: **WKI Holding Company, Ltd.**, Rosemont, IL (US)

(\*\*) Term: **14 Years**

(21) Appl. No.: **29/334,168**

(22) Filed: **Mar. 21, 2009**

(51) **LOC (9) Cl.** ..... **07-01**

(52) **U.S. Cl.** ..... **D7/545; D7/360**

(58) **Field of Classification Search** ..... D7/300, D7/300.1, 312, 316, 318, 354, 356, 360, 376, D7/380, 392.1, 394, 396.2, 396.6, 397, 500, D7/501, 503, 505, 507, 523, 532, 535, 538, D7/540-555, 557, 558, 560-562, 565, 566, D7/570-571, 584-588, 601-602, 611, 624.1, D7/629-630, 642, 669, 682-383, 686, 688, D7/701; D6/339, 406.1-406.6, 419, 429, D6/430; D9/340, 414-418, 420, 422-426, D9/428-433, 456-457, 499, 500, 502, 655-657, D9/702-703, 737, 749, 755, 761, 769, 772, D9/901, 902; D11/152, 154, 155, 156; D12/133, D12/416, 419, 426.1; D14/157, 447, 457; D19/35; D24/132, 216, 220, 221, 224, 227; D26/121; D30/123, 129-130; 220/23.83, 220/212, 506, 555, 560, 561, 574-575, 577, 220/657; 206/561, 565; 425/459, 623; 426/106, 426/119, 120, 127

See application file for complete search history.

(56) **References Cited**

**U.S. PATENT DOCUMENTS**

3,185,371 A \* 5/1965 Reifers ..... 229/406  
D287,559 S \* 1/1987 Daenen et al. .... D7/586

5,704,485 A \* 1/1998 Cautereels et al. .... 206/546  
D417,367 S \* 12/1999 Laib ..... D7/602  
D441,598 S \* 5/2001 Wyche ..... D7/360  
D442,425 S \* 5/2001 Wyche ..... D7/360  
6,261,616 B1 \* 7/2001 Simpson et al. .... 426/119  
D470,005 S \* 2/2003 Cooper et al. .... D7/360  
D475,246 S \* 6/2003 Jørgensen ..... D7/545  
D514,373 S \* 2/2006 Vendl et al. .... D7/360

(Continued)

*Primary Examiner*—Jeffrey D Asch  
*Assistant Examiner*—Bridget L Eland  
(74) *Attorney, Agent, or Firm*—McDermott Will & Emery LLP

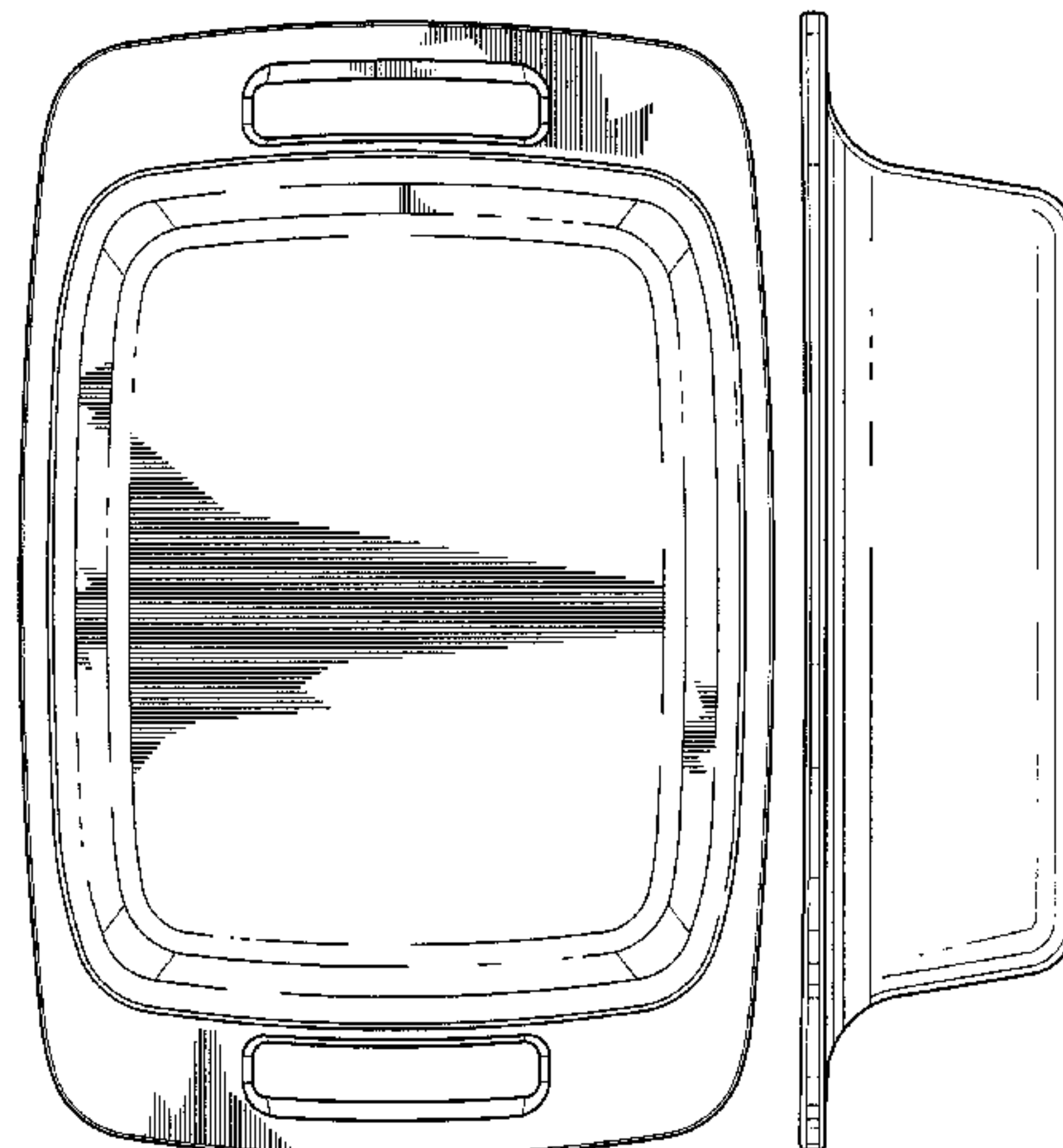
(57) **CLAIM**

We claim the ornamental design for a glass casserole, as shown and described.

**DESCRIPTION**

FIG. 1 is a perspective view of a glass casserole according to the new design;  
FIG. 2 is a top view of a glass casserole according to the new design shown in FIG. 1;  
FIG. 3 is a bottom view of a glass casserole according to the new design shown in FIG. 1;  
FIG. 4 is a left side elevation view of the glass casserole shown in FIG. 1;  
FIG. 5 is a right side elevation view of the glass casserole shown in FIG. 1;  
FIG. 6 is a front elevation view of the glass casserole shown in FIG. 1; and,  
FIG. 7 is a rear elevation view of the glass casserole shown in FIG. 1.

**1 Claim, 5 Drawing Sheets**



# US D609,530 S

Page 2

---

U.S. PATENT DOCUMENTS		2005/0205572 A1*	9/2005	Leibowitz .....	220/212
D522,804 S *	6/2006	Vendl et al. ....	D7/360		
D559,042 S *	1/2008	de Groot et al. ....	D7/602	* cited by examiner	

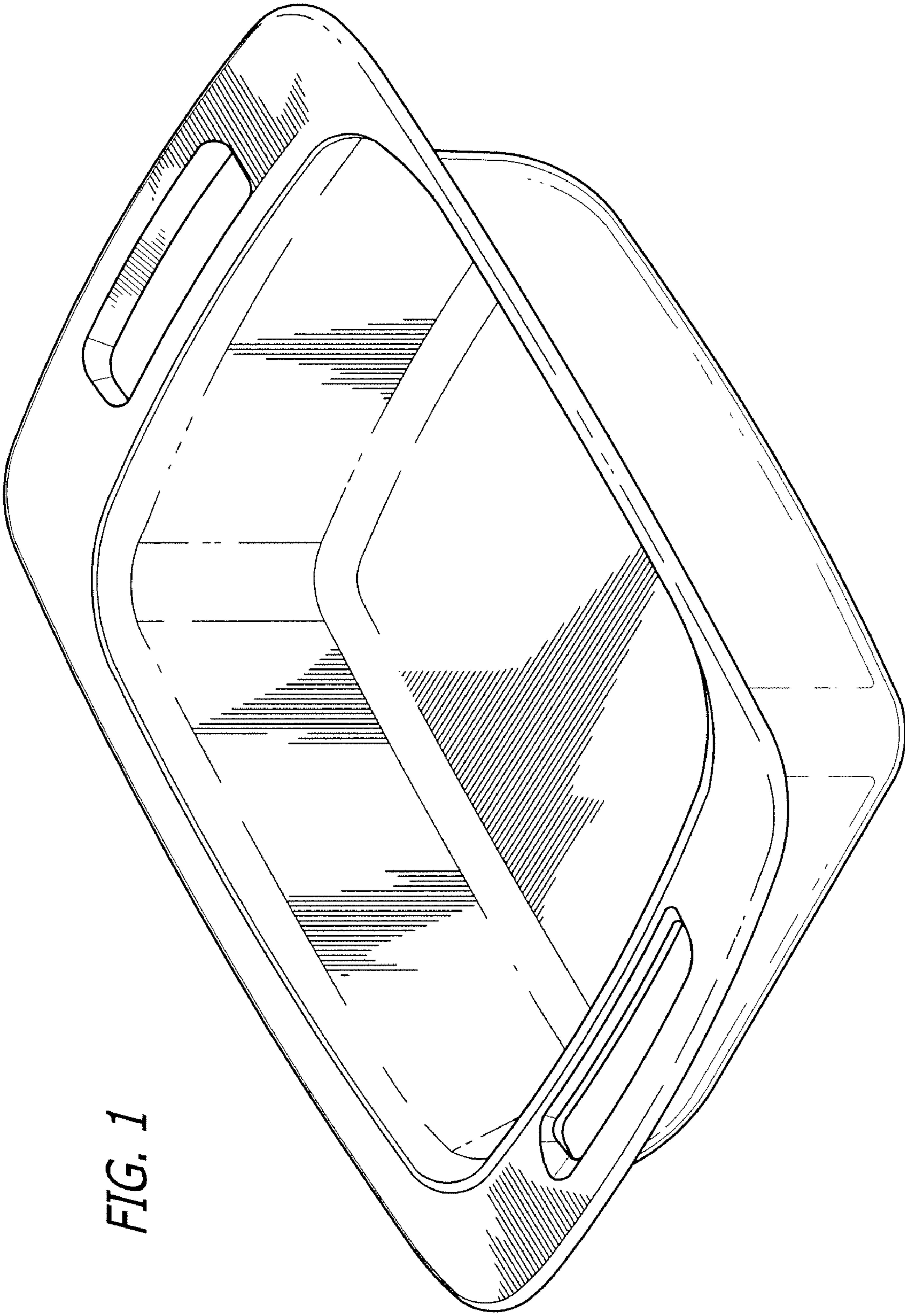
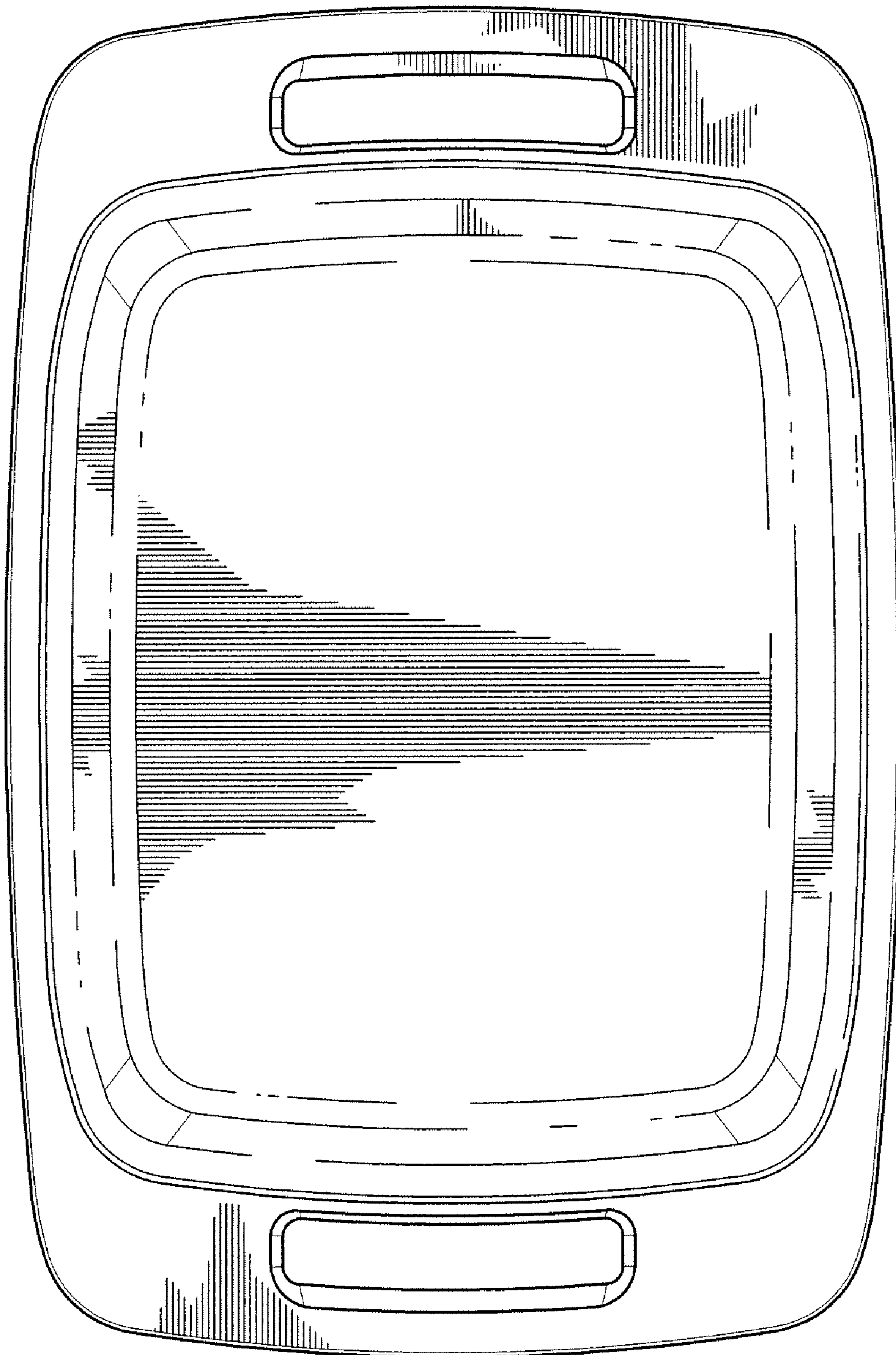


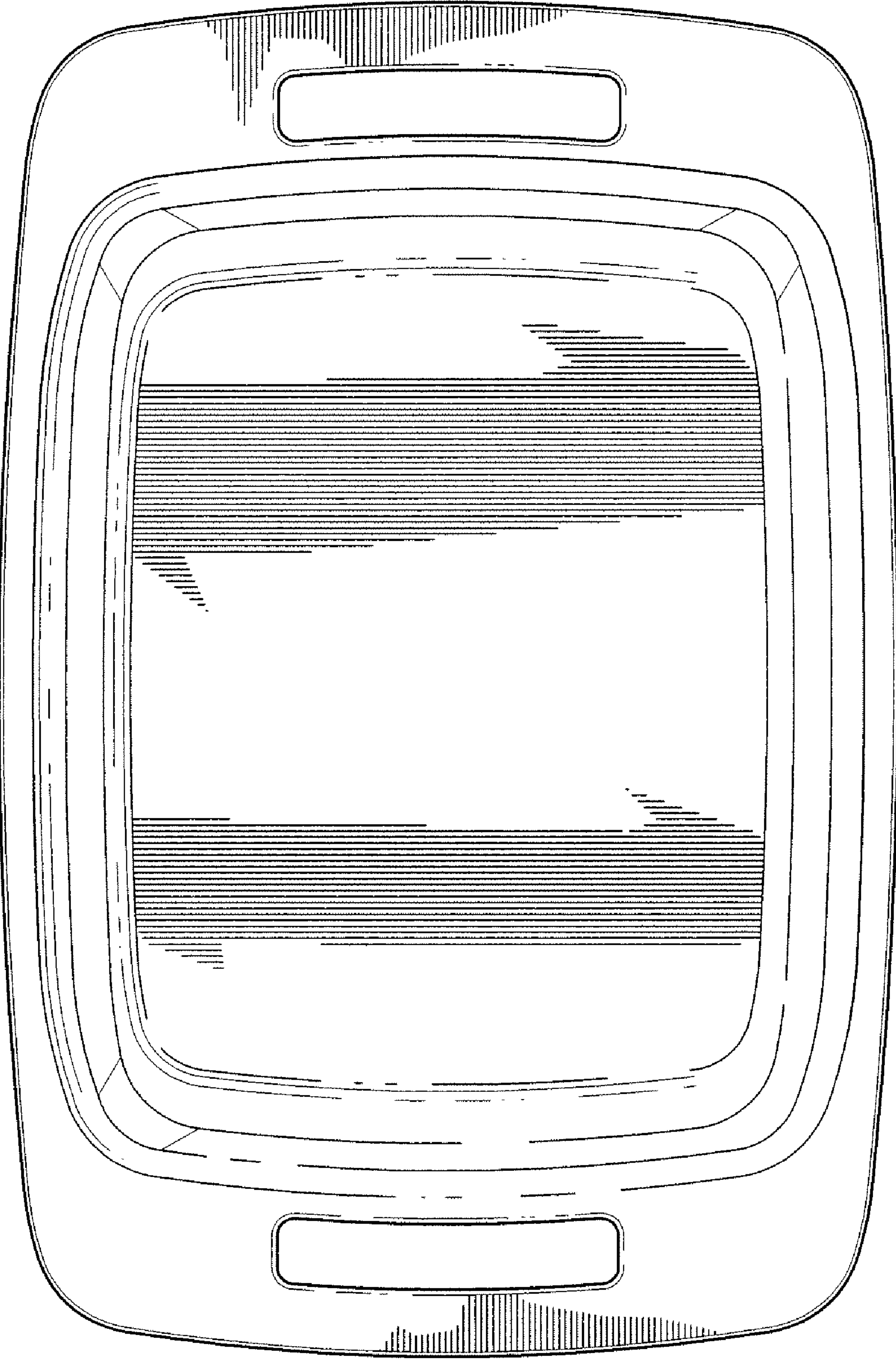
FIG. 1

*FIG. 2*







*FIG. 3*




*FIG. 4*



*FIG. 5*



*FIG. 6*



*FIG. 7*

