



US00D609525S

(12) **United States Design Patent**  
**Rabanal**

(10) **Patent No.:** **US D609,525 S**

(45) **Date of Patent:** **\*\* Feb. 9, 2010**

(54) **HAMBURGER GRILL BASKET**

D532,654 S \* 11/2006 Raichlen et al. .... D7/409

(75) Inventor: **Jane Rabanal**, Oakland, CA (US)

(73) Assignee: **Charcoal Companion Incorporated**,  
Emeryville, CA (US)

(\*\*) Term: **14 Years**

(21) Appl. No.: **29/339,334**

(22) Filed: **Jun. 29, 2009**

(51) **LOC (9) Cl.** ..... **07-02**

(52) **U.S. Cl.** ..... **D7/409**

(58) **Field of Classification Search** ..... D7/323,  
D7/354-363, 388, 390, 402, 404, 407, 409,  
D7/554.3, 674, 698; 16/429; 99/324, 394,  
99/497, 402, 410, 421 A, 421 H, 421 HH,  
99/421 R, 422-427, 449-450; 211/85.4;  
220/485, 491-494, 500, 507, 573.1, 752,  
220/759, 769, 912; 294/33

See application file for complete search history.

(56) **References Cited**

**U.S. PATENT DOCUMENTS**

110,589	A *	12/1870	Read et al.	99/402
431,550	A *	7/1890	Brooks	99/402
498,984	A *	6/1893	Monachesi	99/394
547,593	A *	10/1895	Wagoner	99/394
1,377,043	A *	5/1921	Wilson	99/421 A
2,148,879	A *	2/1939	Rossini et al.	99/402
2,297,825	A *	10/1942	Bobo	99/397
5,048,882	A *	9/1991	Fielding et al.	294/33
D444,340	S *	7/2001	Wang	D7/323
6,386,094	B1 *	5/2002	Stevenson et al.	99/410
6,526,876	B2 *	3/2003	Kahler et al.	99/394

**OTHER PUBLICATIONS**

Photograph of Charcoal Companion CC3086 Nonstick Hamburger Grilling Basket (1 page)—on sale at least as early as Apr. 2007. Kdsgrp.ulmb.com web page showing Cuisinart Simply Grilling Nonstick Hamburger Basket (2 pages)—on sale since at least as early as May 1, 2009.

\* cited by examiner

*Primary Examiner*—Caron Veynar

*Assistant Examiner*—Ricky Pham

(74) *Attorney, Agent, or Firm*—Donald L. Beeson; Beeson Skinner Beverly LLP

(57) **CLAIM**

The ornamental design for a hamburger grill basket, as shown and described.

**DESCRIPTION**

FIG. 1 is a top perspective view of a hamburger grill basket showing my new design;

FIG. 2 is a left side elevation view thereof, the right side being a mirror image;

FIG. 3 is a front end elevation view thereof;

FIG. 4 is a rear end elevation view thereof;

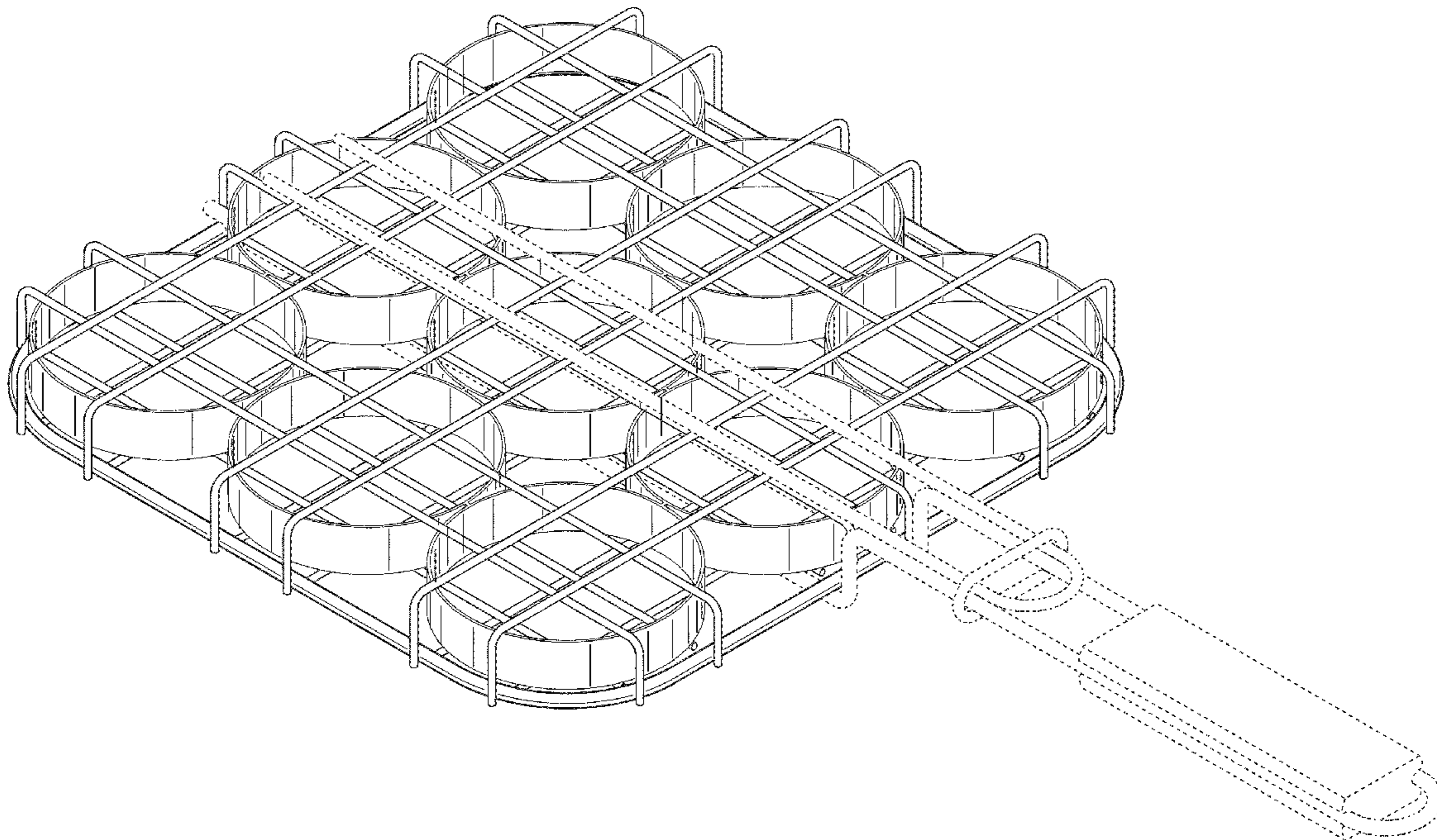
FIG. 5 is a top plan view thereof;

FIG. 6 is a bottom plan view thereof; and,

FIG. 7 is an exploded perspective view thereof.

The broken line representation of a handle, handle rods and clasp shown in FIGS. 1-7 are for illustrative purposes only and form no part of my claimed design.

**1 Claim, 5 Drawing Sheets**



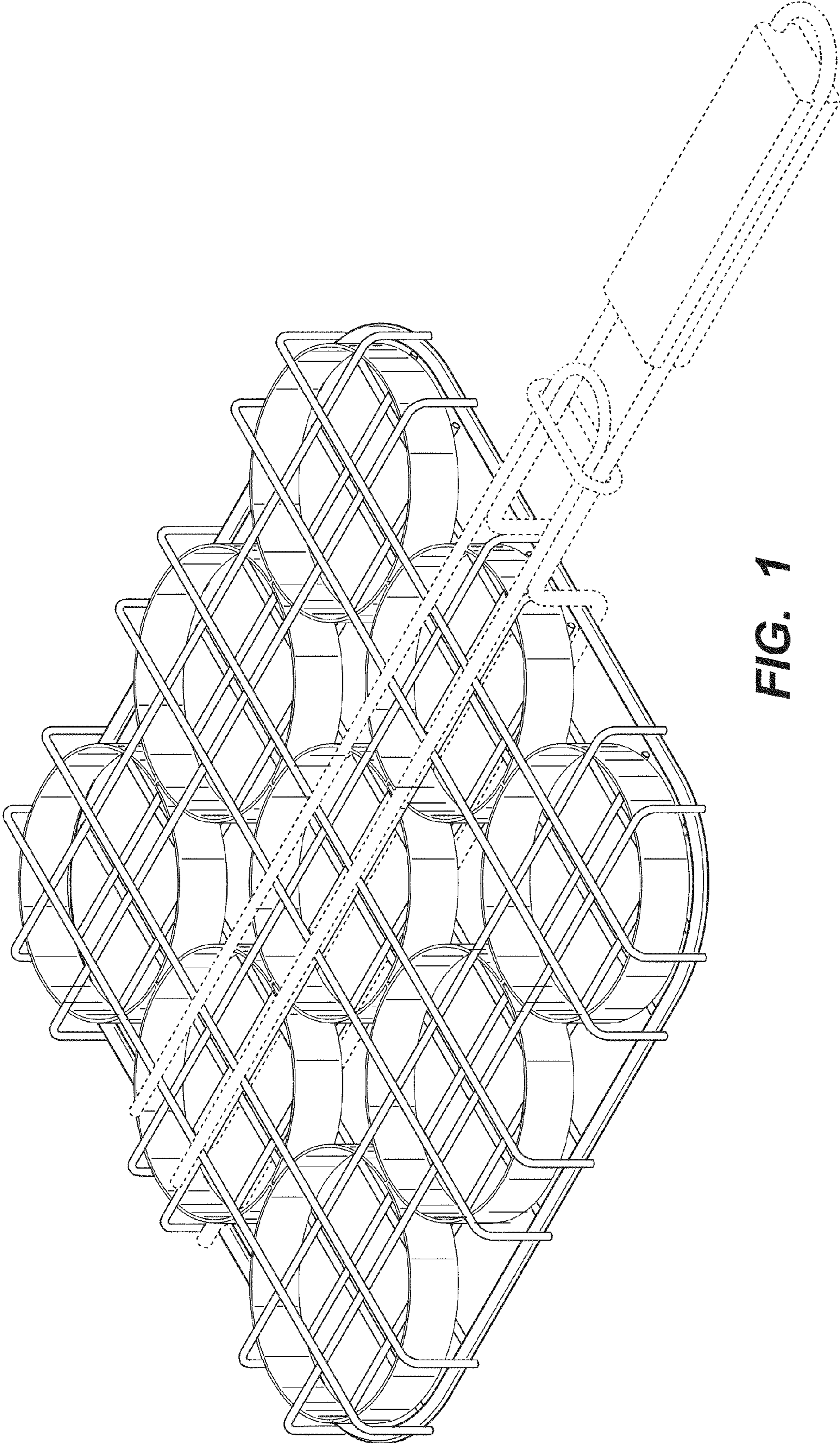
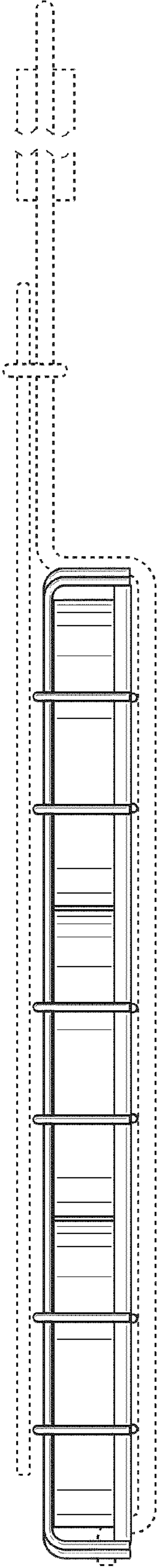
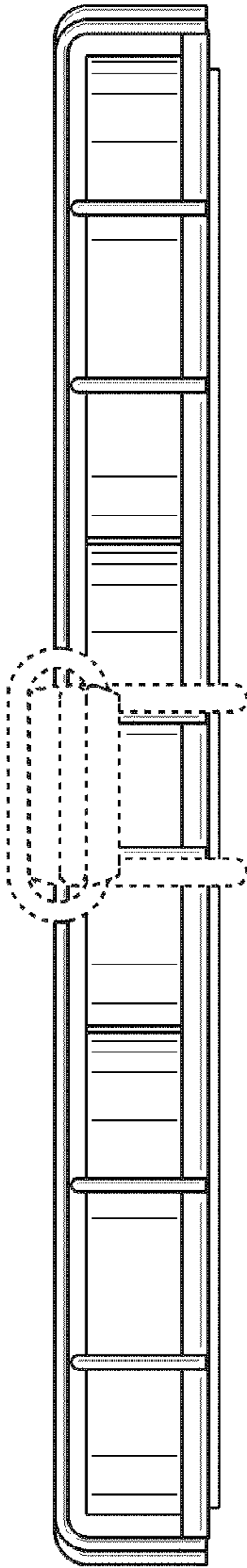


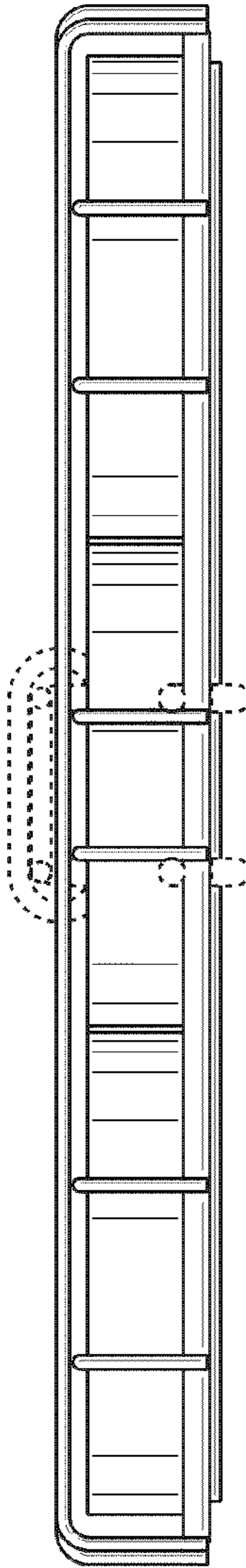
FIG. 1



**FIG. 2**



**FIG. 3**



**FIG. 4**

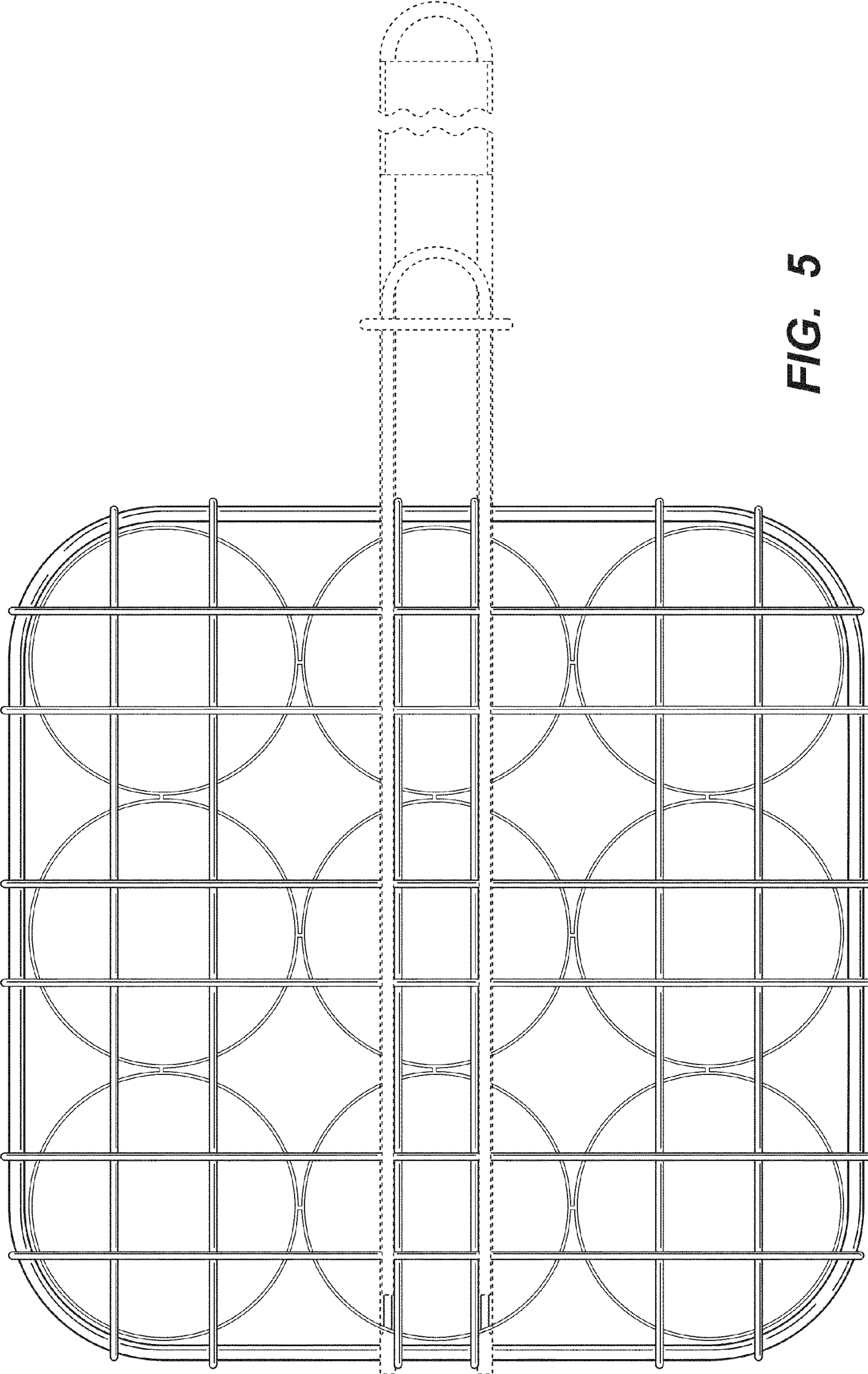


FIG. 5

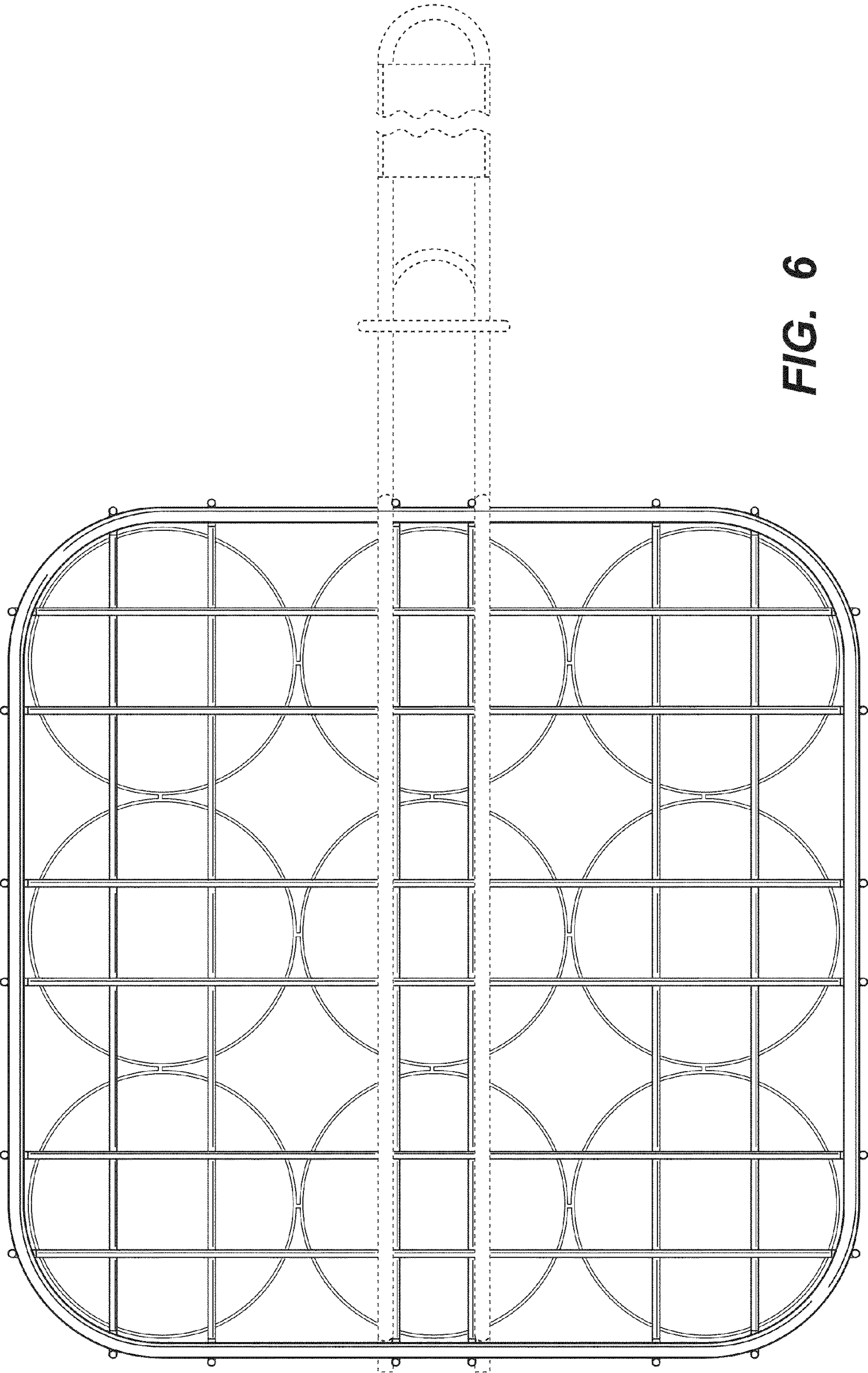
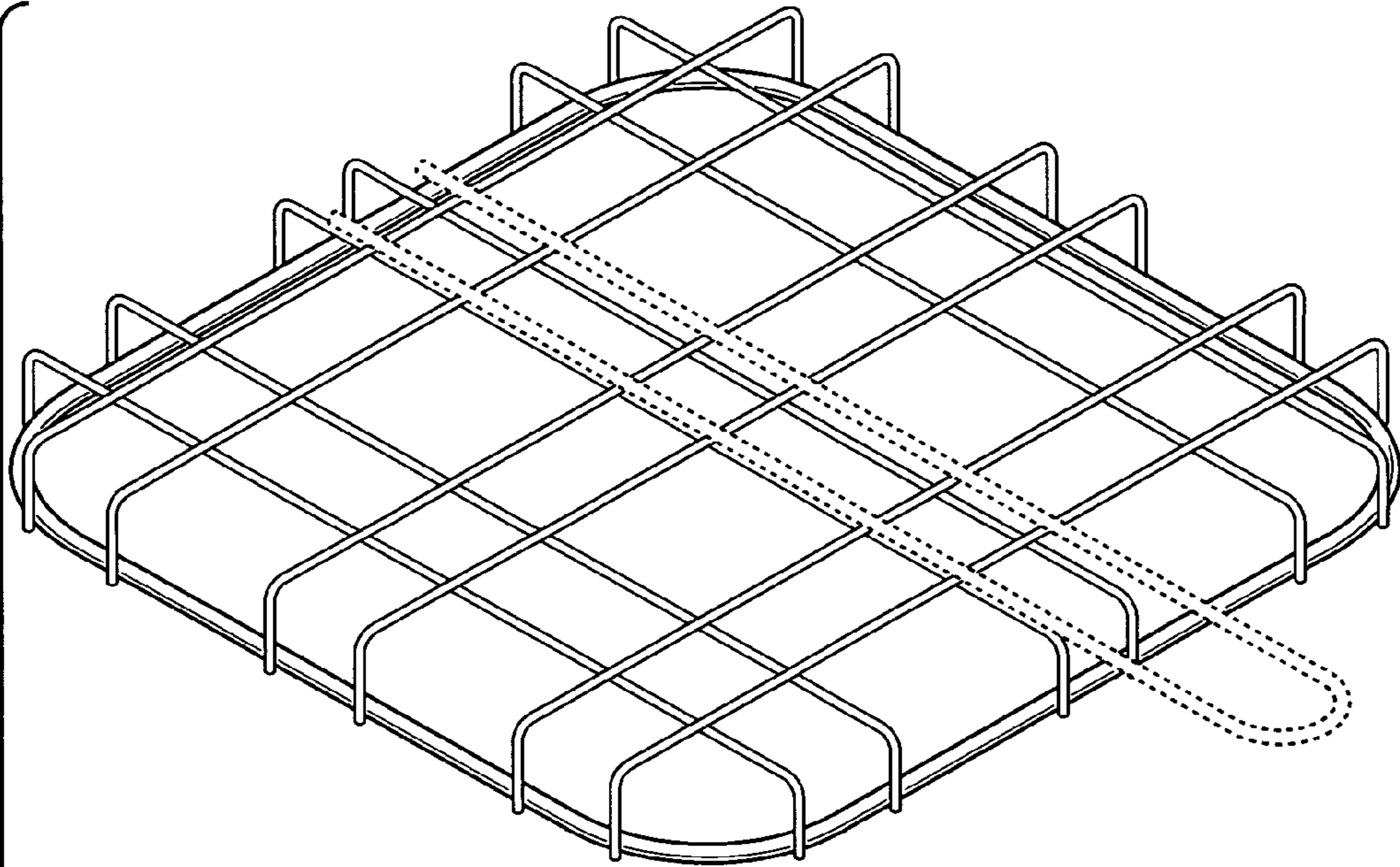


FIG. 6



**FIG. 7**

