



US00D609519S

(12) **United States Design Patent**  
**Ortega**

(10) **Patent No.:** **US D609,519 S**

(45) **Date of Patent:** **\*\* Feb. 9, 2010**

(54) **RUG**

(76) Inventor: **Juan J. Ortega**, 9442 Barretts Glen Ct.,  
Houston, TX (US) 77065

(\*\*) Term: **14 Years**

(21) Appl. No.: **29/300,072**

(22) Filed: **Feb. 19, 2008**

(51) **LOC (9) Cl.** ..... **06-11**

(52) **U.S. Cl.** ..... **D6/582**

(58) **Field of Classification Search** ..... D6/582,  
D6/583, 584, 585, 586, 587, 588, 589, 590,  
D6/591, 592, 593, 594; 248/27.1, 346.01;  
4/251.1, 251.2, 254; 15/215, 216, 217; 428/78,  
428/88, 198; D19/41; 338/180; 379/438;  
429/100; 439/108, 739, 408; 285/154.2;  
5/497; 360/133

See application file for complete search history.

(56) **References Cited**

**U.S. PATENT DOCUMENTS**

D25,247 S *	3/1896	Dublin	.....	D6/588
2,187,676 A *	1/1940	Biewen	.....	4/251.1
3,538,492 A *	11/1970	Genovese	.....	439/739
4,285,075 A *	8/1981	Nelson	.....	4/251.1
4,845,774 A *	7/1989	Arzounian	.....	379/438
5,736,273 A *	4/1998	Lee	.....	429/100
D402,841 S	12/1998	Dobbs		
D414,252 S *	9/1999	Orr	.....	D6/583
5,970,543 A *	10/1999	Barreca et al.	.....	5/497
D493,999 S *	8/2004	Ruhl et al.	.....	D6/583
D506,342 S *	6/2005	Amorin	.....	D6/583
D533,901 S *	12/2006	Savage et al.	.....	D19/41
D552,910 S *	10/2007	Connor	.....	D6/583
7,391,593 B2 *	6/2008	Hertrich	.....	360/133

**OTHER PUBLICATIONS**

file://\Uspto-a-pattr-  
2\html\HTMLDigests\SimpleShapes\6195015.gif,U-Shapes,

P:\of1\4156553.gif, P:\of1\1516721.gif,P:\of1\6381148.gif,p.  
1of1.\*

http://www.globalsources.com/gsol/I/Stainless-steel/p/sm/  
1010844.htm, Global Sources Home, Sep. 20, 2009, global sources,  
Xiamen Everbeen Magnet Electron Co.,Ltd.,p. 1-3.\*

http://www.globalsources.com/gsol/I/Industrial-stainless/p/sm/  
1015104172.htm, Global Sources Home, Sep. 20, 2009, global  
sources, Hushou Zinyahua Stainless Steel Pipes & Tubes, Co.,  
Ltd.,p. 1-4.\*

http://www.globalsources.com/gsol/I/Stainless-steel/p/sm/  
1010844780.htm, Global Sources Home, Sep. 20, 2009, global  
sources, Huzhou Huaxiang Stainless Steel Pipes Co., Ltd.,p. 1-4.\*

\* cited by examiner

*Primary Examiner*—Robert M Spear

*Assistant Examiner*—Barbara B Lohr

(74) *Attorney, Agent, or Firm*—Richard C. Litman

(57) **CLAIM**

The ornamental design for a rug, as shown and described.

**DESCRIPTION**

FIG. 1 is an environmental perspective view of a first embodi-  
ment of a rug showing my new design;

FIG. 2 is a top plan view thereof;

FIG. 3 is a bottom plan view thereof;

FIG. 4 is an environmental perspective view of a second  
embodiment of a rug showing my new design;

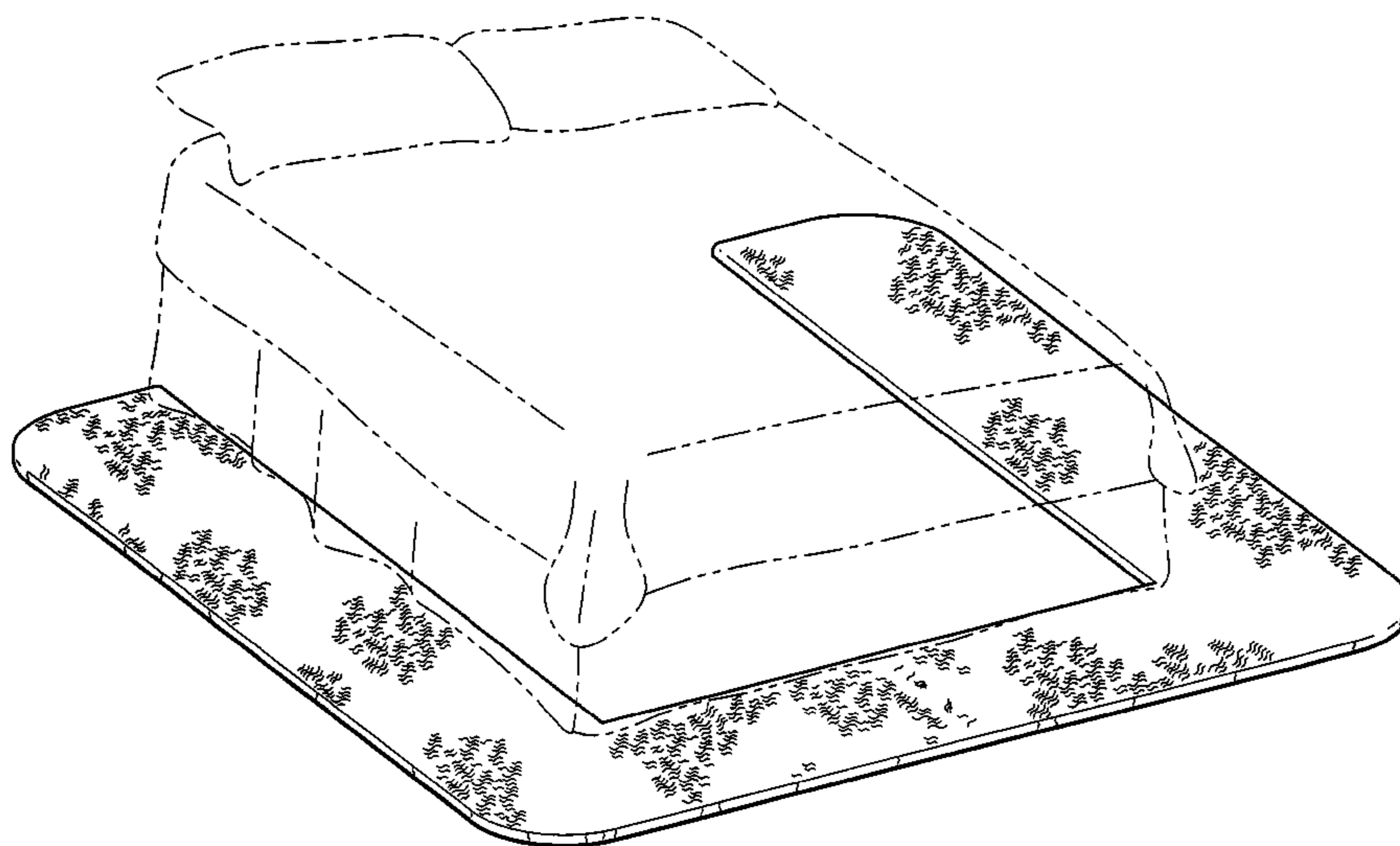
FIG. 5 is a top plan view thereof;

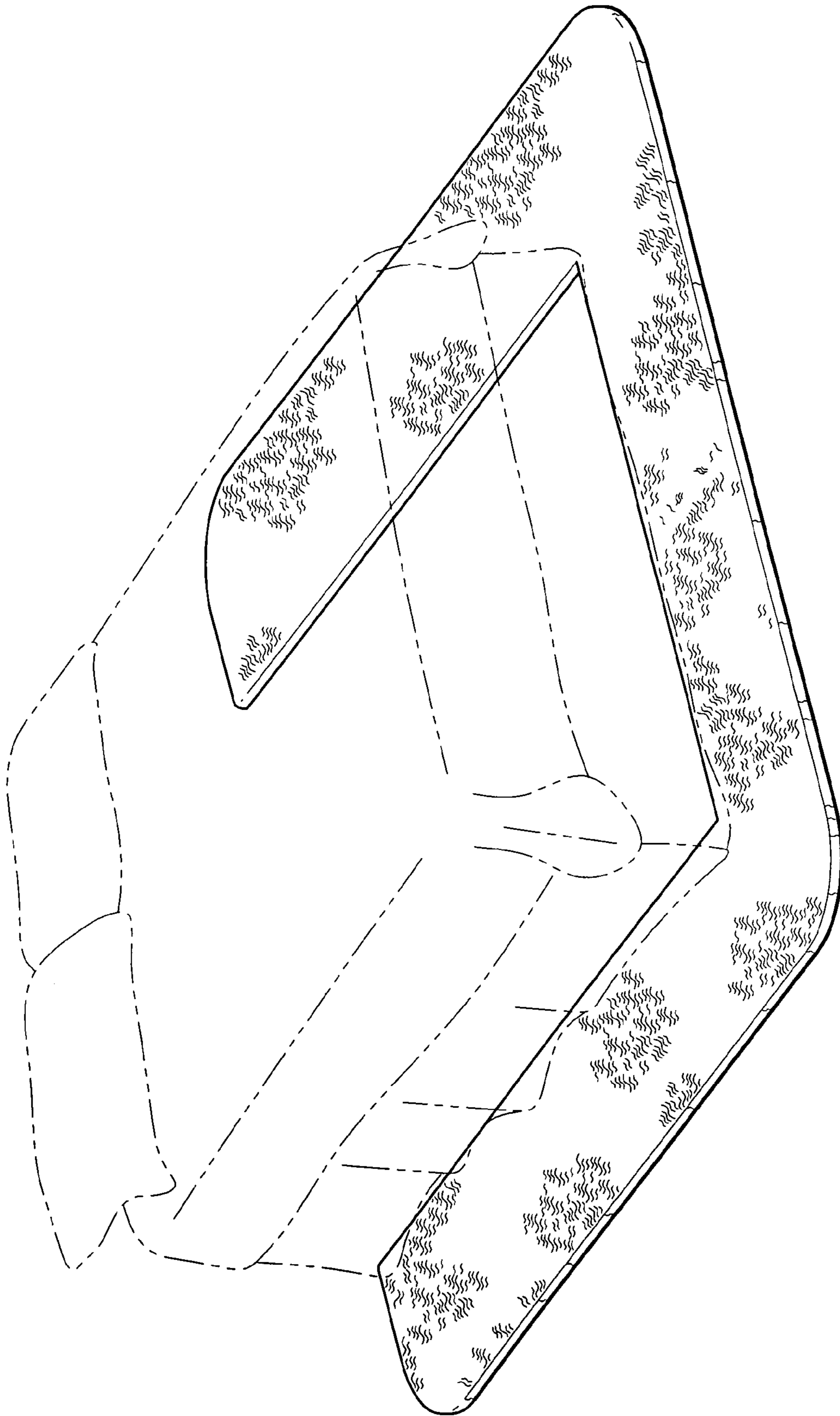
FIG. 6 is a bottom plan view thereof; and,

FIG. 7 is a bottom plan view showing the sections separated.


The broken line showing of the bed in FIGS. 1 and 4 is for  
illustrative purposes only and forms no part of the claimed  
design. The broken line showing of the extension portion in  
FIG. 7 is for illustrative purposes only, merely showing that  
extensions can be used, and forms no part of the claimed  
design.

**1 Claim, 7 Drawing Sheets**






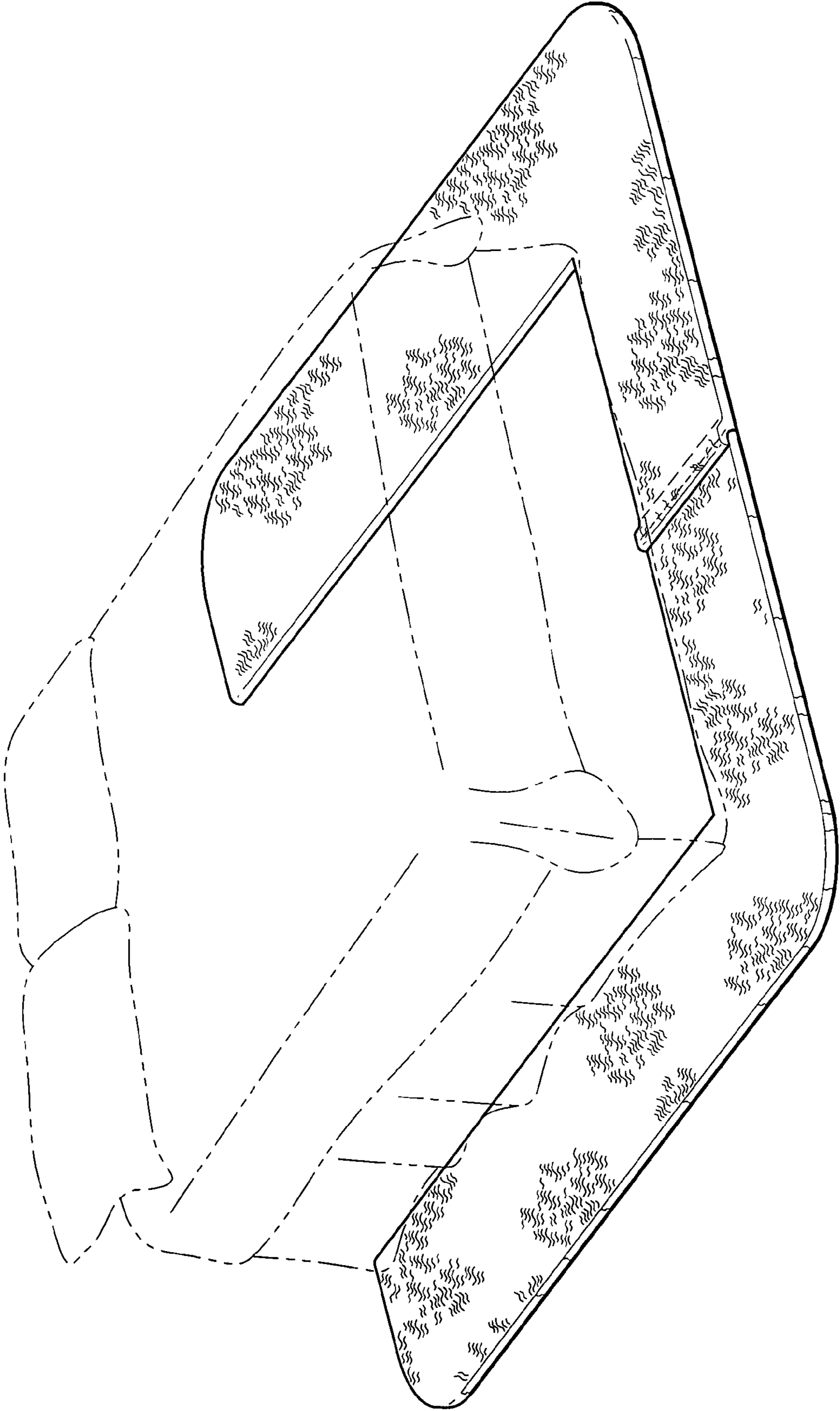
**Fig. 1**




**Fig. 2**




*Fig. 3*



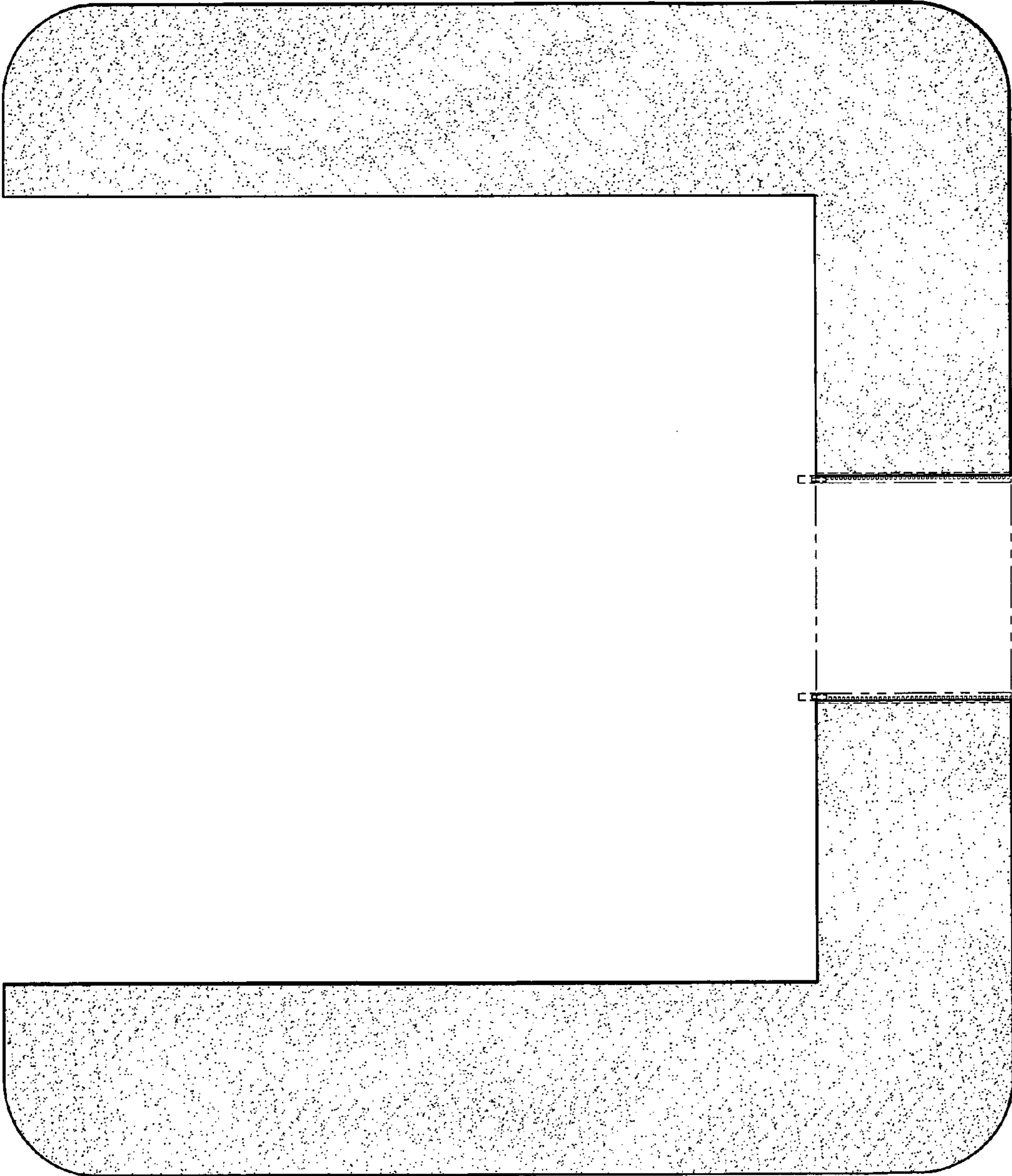
*Fig. 4*



**Fig. 5**



*Fig. 6*



*Fig. 7*