



US00D609514S

(12) **United States Design Patent**
Hayen

(10) **Patent No.:** **US D609,514 S**

(45) **Date of Patent:** **** Feb. 9, 2010**

(54) **PERSONAL SHOWER CADDY**

D485,104 S * 1/2004 Suero, Jr. D6/525

(75) Inventor: **David C. Hayen**, 3912 Heatherwood Dr.,
Swansea, IL (US) 62226

* cited by examiner

(73) Assignee: **David C. Hayen**, Swansea, IL (US)

Primary Examiner—Brian N Vinson

(74) *Attorney, Agent, or Firm*—Harness, Dickey & Pierce,
P.L.C.

(**) Term: **14 Years**

(57) **CLAIM**

(21) Appl. No.: **29/341,247**

The ornamental appearance of a personal shower caddy, as
shown and described.

(22) Filed: **Jul. 31, 2009**

(51) **LOC (9) Cl.** **23-02**

DESCRIPTION

(52) **U.S. Cl.** **D6/525; D6/545**

(58) **Field of Classification Search** D6/524,
D6/525, 566, 536, 540, 542, 545; 211/13.1,
211/74, 71.01, 86.01, 75, 88.01, 90.01, 90.03,
211/106, 118–119, 126.1, 133.5, 181.1, 134
See application file for complete search history.

FIG. 1 is a front perspective view of a personal shower caddy
incorporating the new design;

FIG. 2 is a rear perspective view thereof;

FIG. 3 is a front elevation view thereof;

FIG. 4 is a rear elevation view thereof;

FIG. 5 is a left side elevation view thereof;

FIG. 6 is a right side elevation view thereof;

FIG. 7 is a top plan view thereof; and,

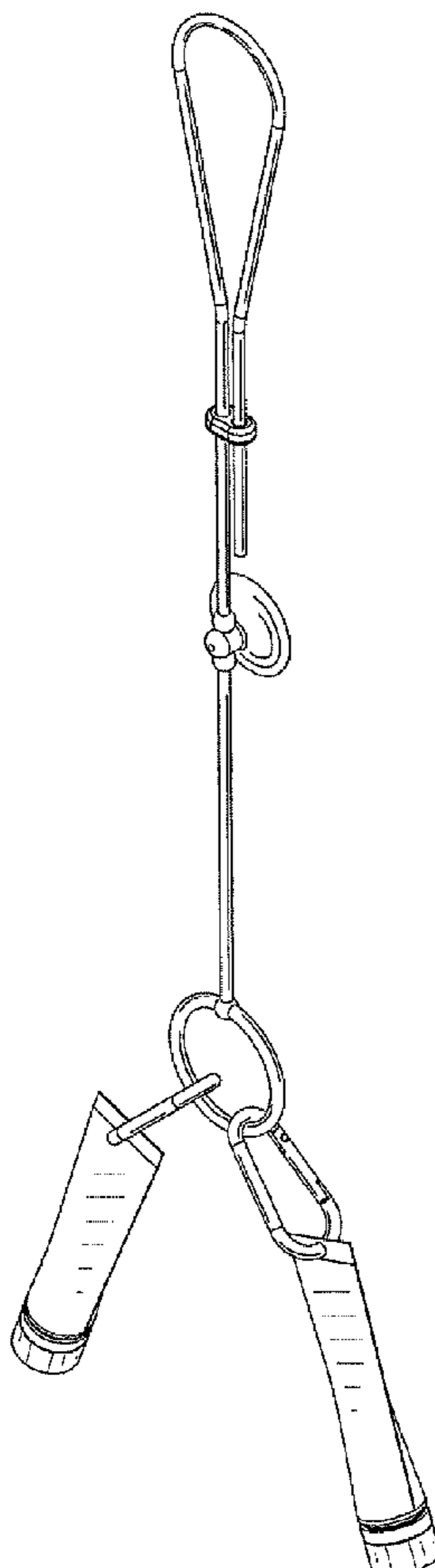
FIG. 8 is a bottom plan view thereof.

(56) **References Cited**

U.S. PATENT DOCUMENTS

D308,925	S	*	7/1990	Laseca et al.	D6/525
5,148,926	A	*	9/1992	Cocuzzo et al.	211/118
D389,353	S	*	1/1998	Patel	D6/525
D428,744	S	*	8/2000	Patel et al.	D6/525

1 Claim, 6 Drawing Sheets



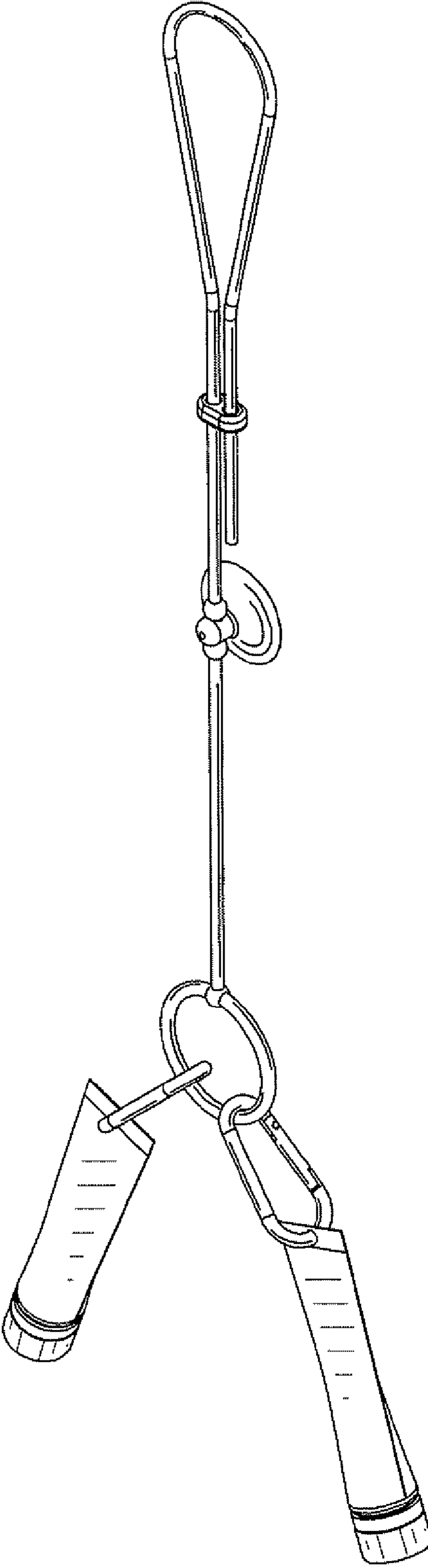


Fig. 1

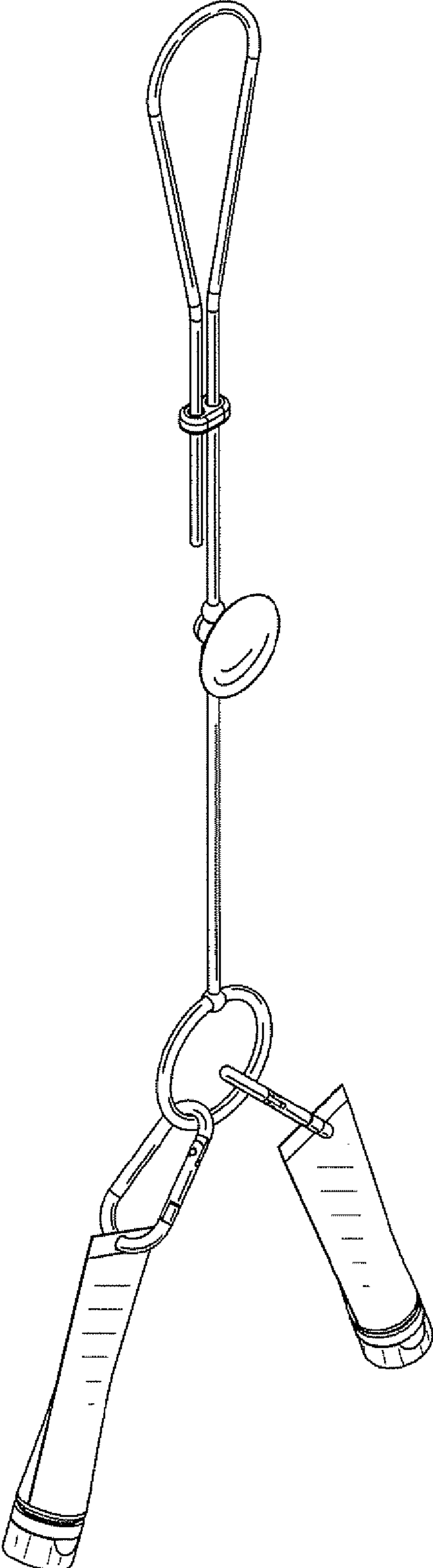


Fig. 2

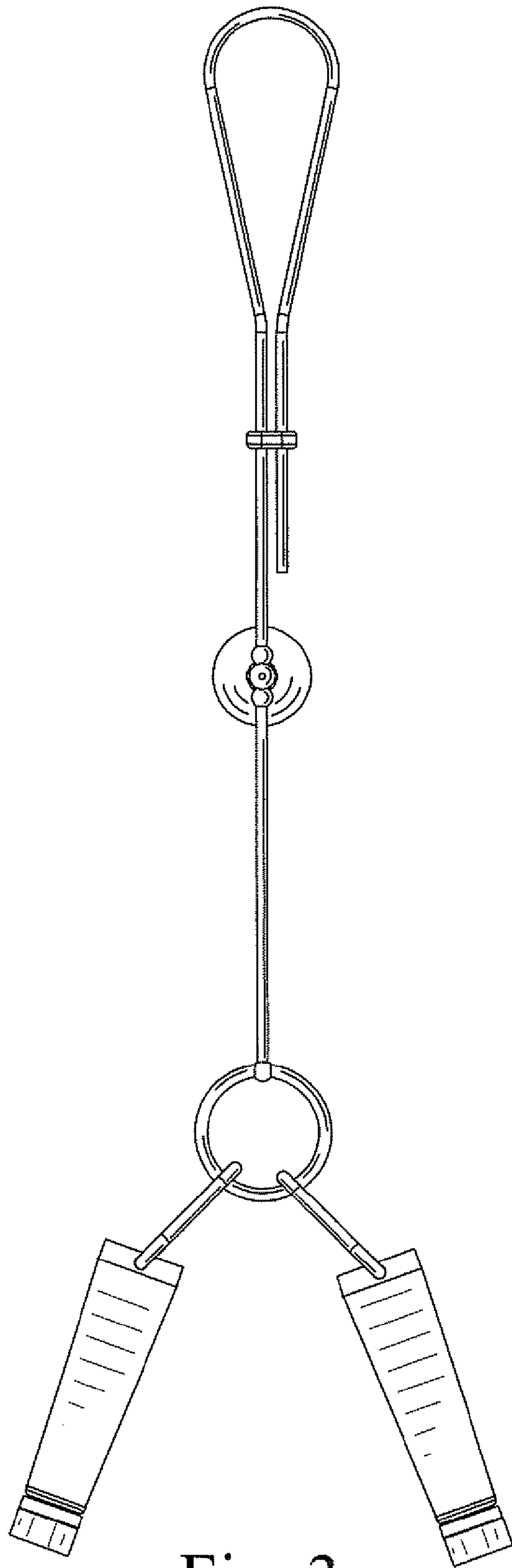


Fig. 3

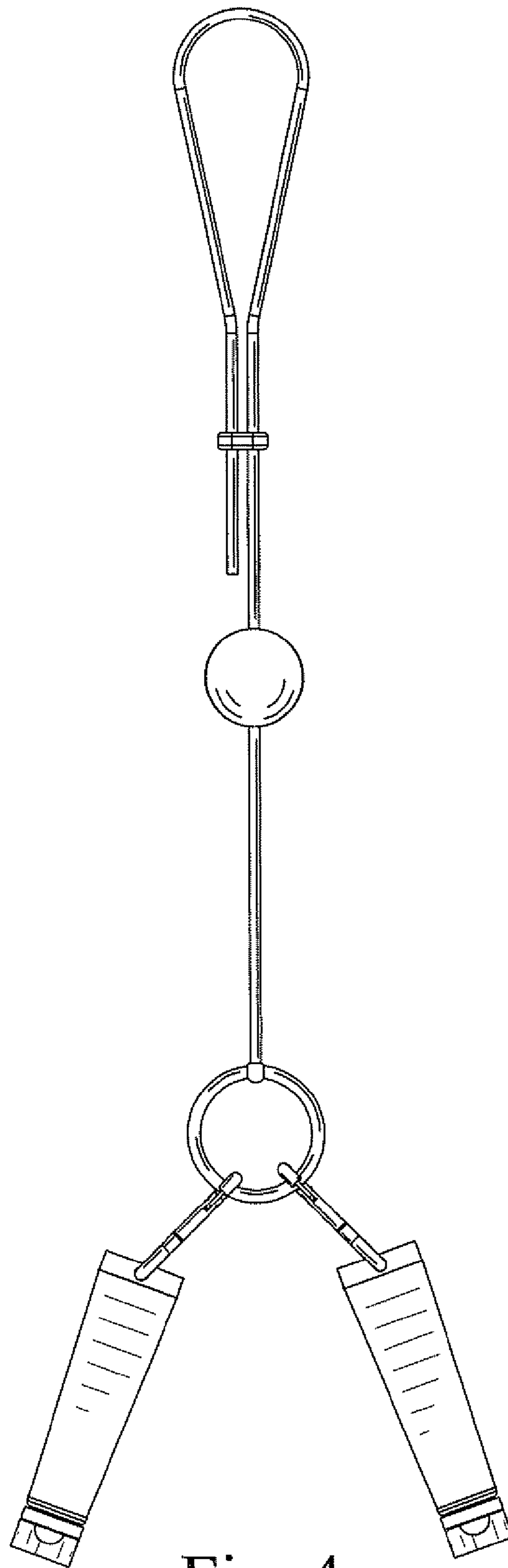


Fig. 4

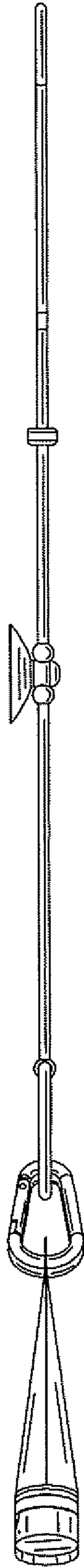


Fig. 5

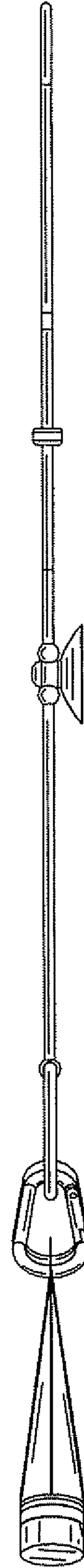


Fig. 6

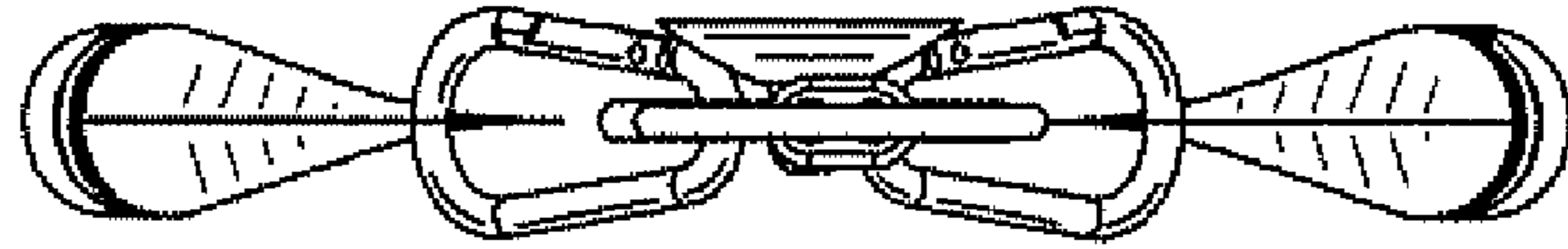


Fig. 7

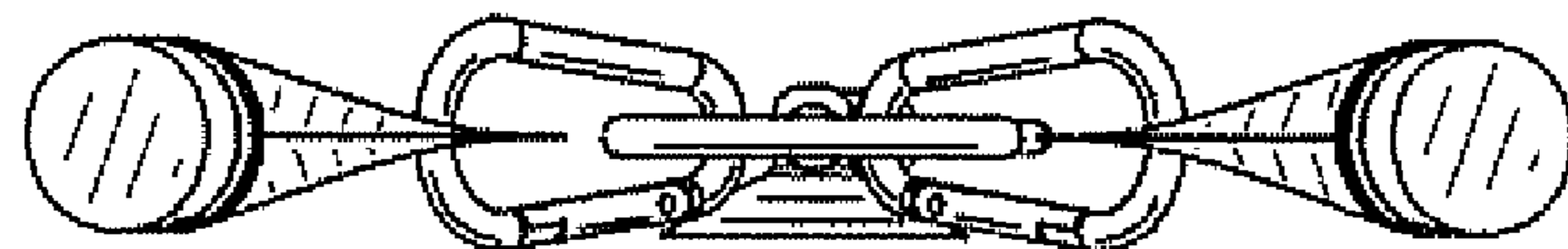


Fig. 8