



US00D609513S

(12) **United States Design Patent**
Koennecke et al.

(10) **Patent No.:** **US D609,513 S**

(45) **Date of Patent:** **** *Feb. 9, 2010**

(54) **CUP HOLDER**

(75) Inventors: **Weston Koennecke**, Oak Park, IL (US);
Stephen Smith, Naperville, IL (US);
Robert Schaefer, Baltimore, MD (US)

(73) Assignee: **Solo Cup Operating Corporation**,
Highland Park, IL (US)

(*) Notice: This patent is subject to a terminal disclaimer.

(**) Term: **14 Years**

(21) Appl. No.: **29/302,778**

(22) Filed: **Jan. 24, 2008**

(51) **LOC (9) Cl.** **07-99**

(52) **U.S. Cl.** **D6/516**

(58) **Field of Classification Search** D7/619.1-625;
D6/515-516; 211/13.1, 49.1, 71.01, 74;
221/282-284, 45; 206/499

See application file for complete search history.

(56) **References Cited**

U.S. PATENT DOCUMENTS

1,398,030 A	11/1921	Luellen
1,467,082 A	9/1923	Baldwin
D76,551 S	10/1928	Reardon
1,808,763 A	6/1931	Burdett
1,922,122 A	8/1933	Carew
2,487,712 A	11/1949	Johnson et al.
2,630,361 A	3/1953	Carew et al.
4,199,076 A	4/1980	Brown

4,482,079 A	11/1984	Kuchenbecker
4,520,946 A	6/1985	Gould et al.
D307,842 S	5/1990	Bieganski
5,203,531 A *	4/1993	Gracon 206/499
5,769,680 A	6/1998	Hoffman
D421,356 S *	3/2000	Wolff D6/516
D428,308 S	7/2000	Hartmann et al.
D431,423 S	10/2000	Ohm et al.
D436,476 S *	1/2001	Stoddard D6/516
6,755,310 B1	6/2004	Hilton et al.
7,014,044 B1	3/2006	Sadlier
7,216,769 B2	5/2007	Palder

* cited by examiner

Primary Examiner—Brian N Vinson

(74) *Attorney, Agent, or Firm*—Hanley, Flight & Zimmerman, LLC

(57) **CLAIM**

The ornamental design for a cup holder, as shown and described.

DESCRIPTION

FIG. 1 is a perspective view of a cup holder.

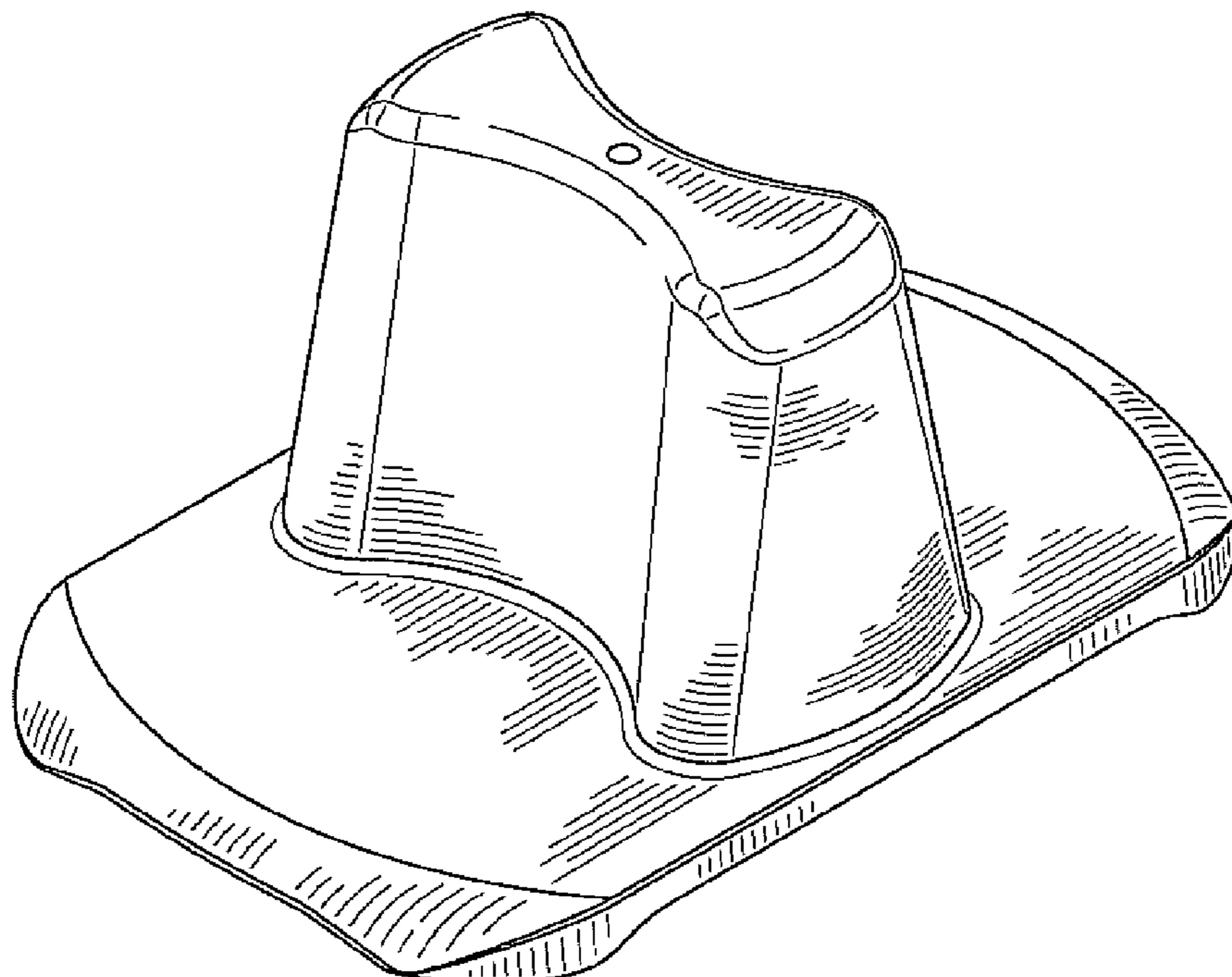
FIG. 2 is a front view the cup holder of FIG. 1, and the rear view is identical.

FIG. 3 is a side view of the cup holder of FIG. 1, and the other side view is identical; and,

FIG. 4 is a top view of the cup holder of FIG. 1.

The bottom of the cup holder of FIG. 1, which is not shown in the drawings forms no part of the claimed design.

1 Claim, 2 Drawing Sheets



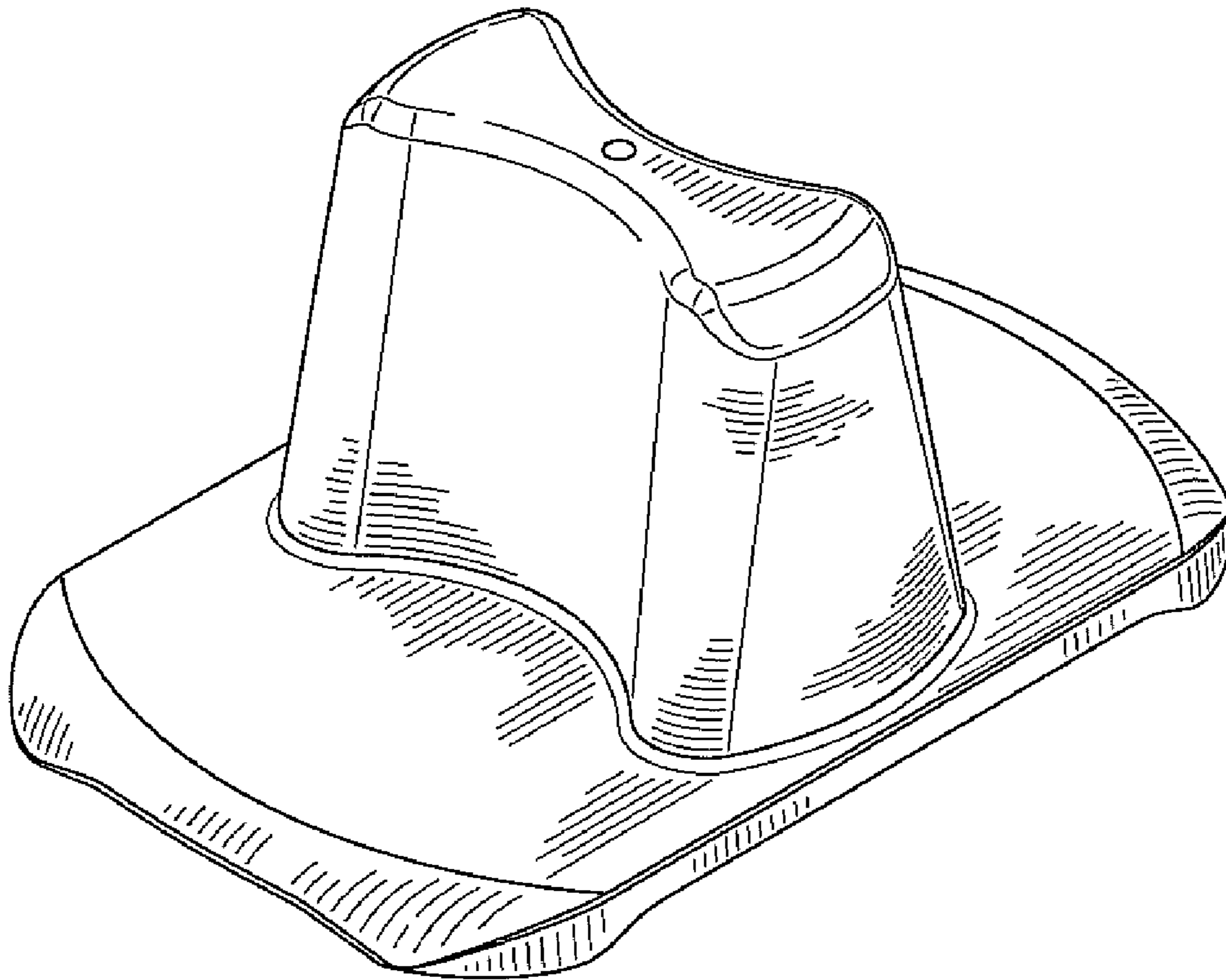


FIG. 1

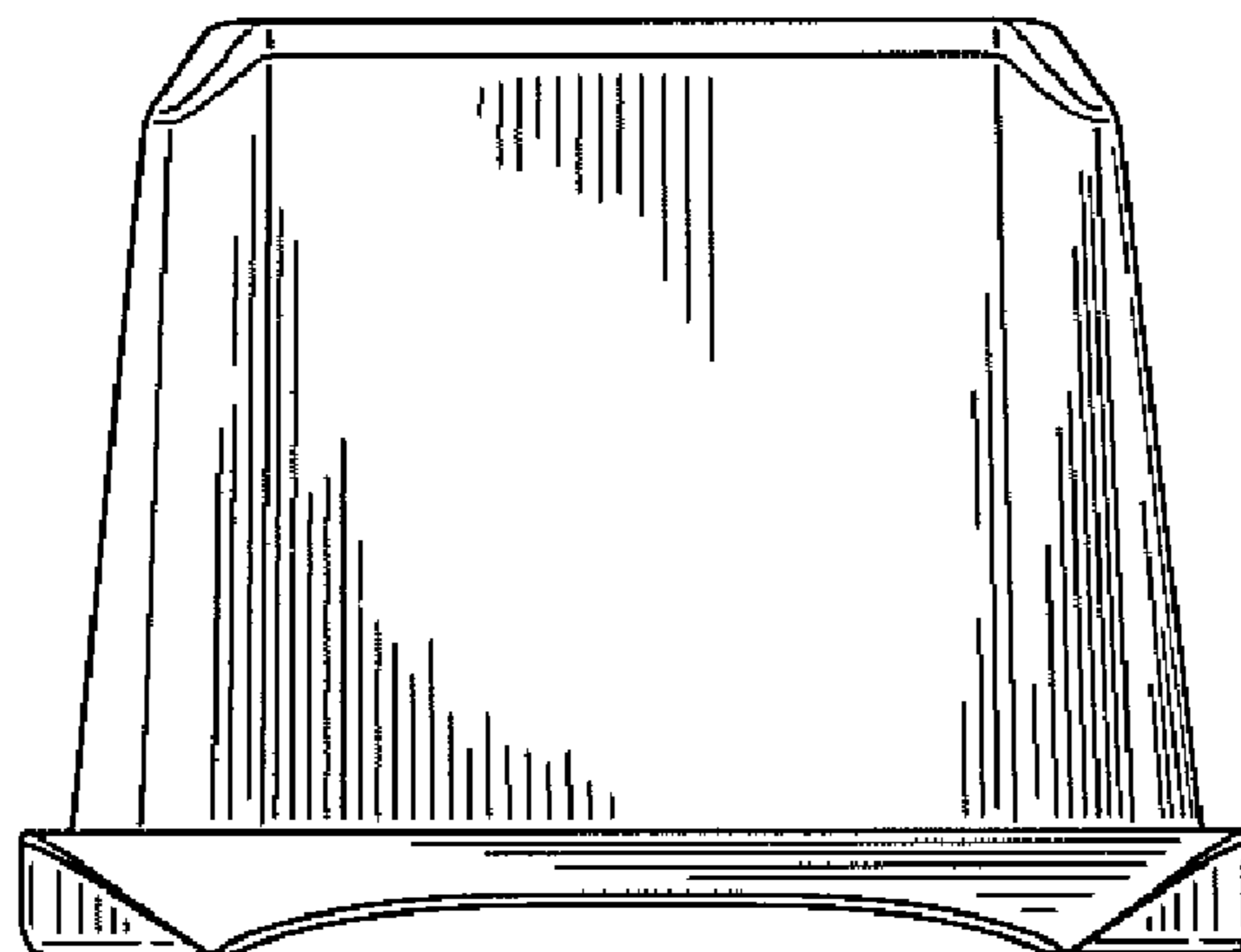


FIG. 2

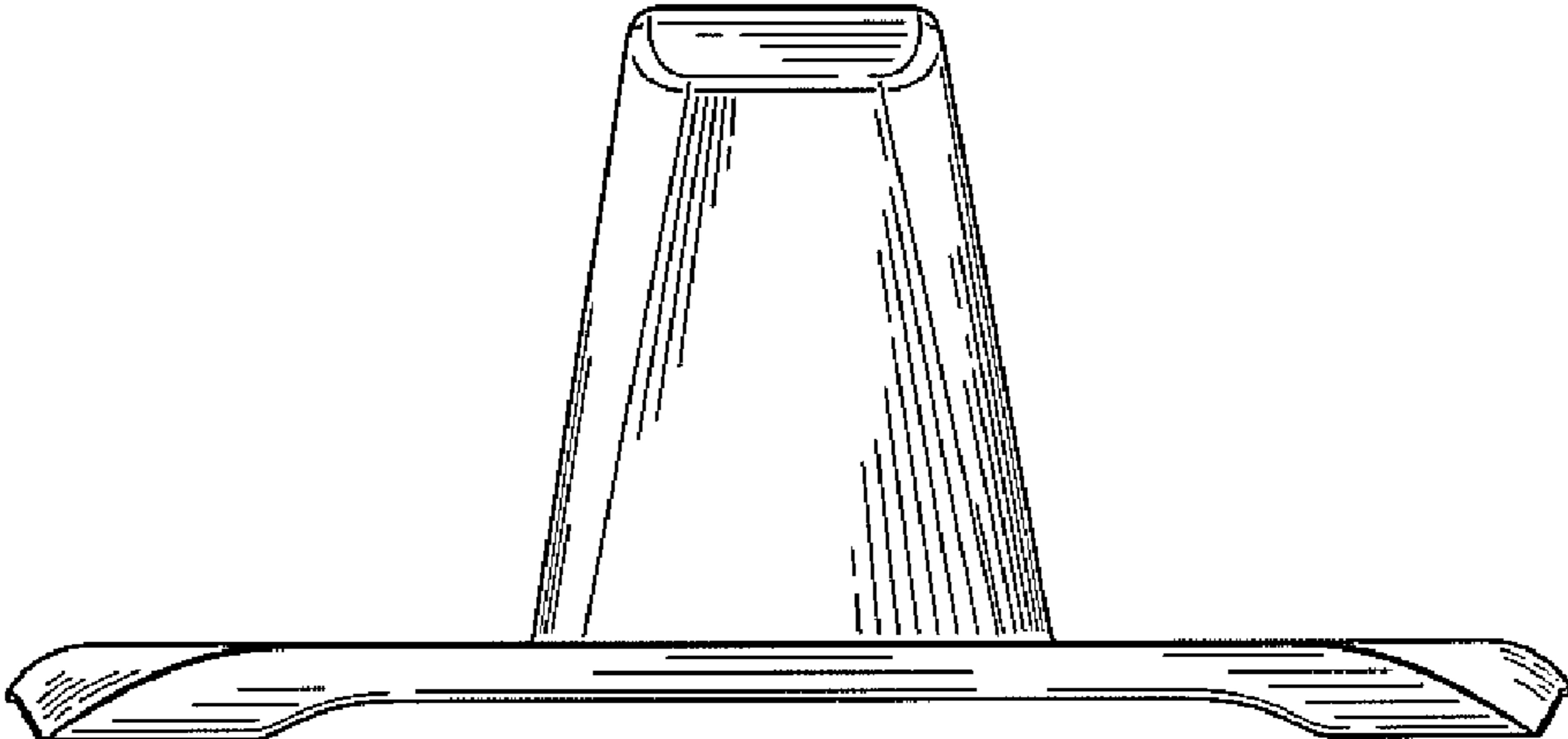


FIG. 3

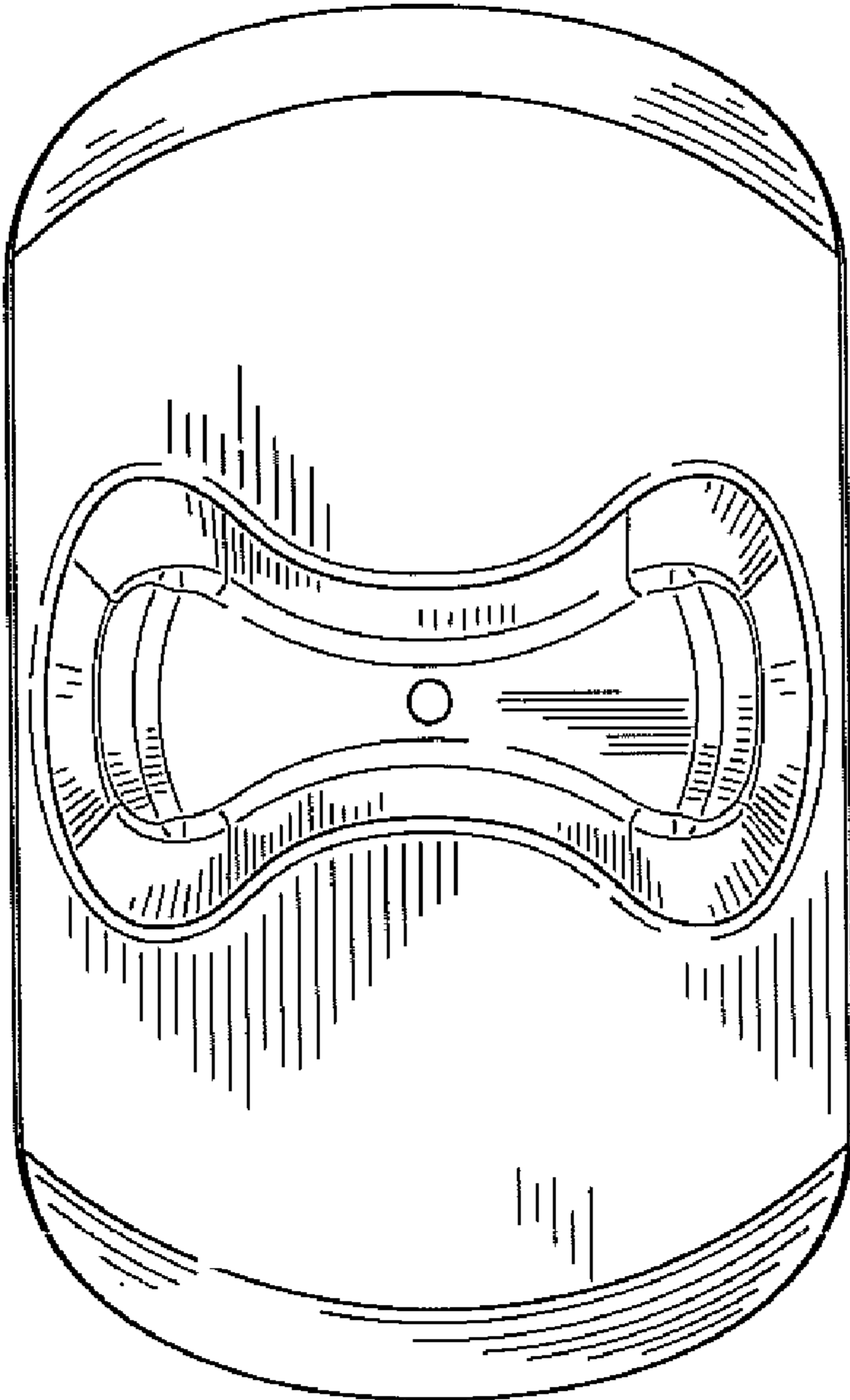


FIG. 4