



US00D609507S

(12) **United States Design Patent**
Puksta

(10) **Patent No.:** **US D609,507 S**

(45) **Date of Patent:** **** Feb. 9, 2010**

(54) **CABINET FRAME**

D504,265 S * 4/2005 Walker D6/559

(75) Inventor: **Frederick P. Puksta**, Keene, NH (US)

* cited by examiner

(73) Assignee: **Crown Point Cabinetry Corp.**,
Claremont, NH (US)

Primary Examiner—Brian N Vinson

(74) *Attorney, Agent, or Firm*—Michael J. Weins; Jeffrey E. Semprebbon

(**) Term: **14 Years**

(57) **CLAIM**

(21) Appl. No.: **29/325,599**

The ornamental design for a cabinet frame, as shown and described.

(22) Filed: **Oct. 3, 2008**

(51) **LOC (9) Cl.** **06-04**

(52) **U.S. Cl.** **D6/509; D6/559**

(58) **Field of Classification Search** D6/509,
D6/559, 561, 300, 309, 32, 396, 432, 444–448;
312/209, 234, 224–225, 242, 245; 206/320,
206/823; D19/75–86

See application file for complete search history.

DESCRIPTION

FIG. 1 is a top, front, and right side perspective of a cabinet frame showing my new design;

FIG. 2 is a front elevation view thereof;

FIG. 3 is a right side elevational view thereof;

FIG. 4 is a top plan view thereof; and,

FIG. 5 is a fragmentary horizontal cross-sectional view thereof, taken along line 5—5 of FIG. 2.

The broken-line disclosure in the views is understood to represent portions of the cabinet in which the claimed design is embodied, but which form no part of the claimed design.

(56) **References Cited**

U.S. PATENT DOCUMENTS

D379,281 S *	5/1997	Palka	D6/559
D436,481 S *	1/2001	Harwanko	D6/559
D437,693 S *	2/2001	Harwanko	D6/300
D486,338 S *	2/2004	Walker	D6/559

1 Claim, 2 Drawing Sheets

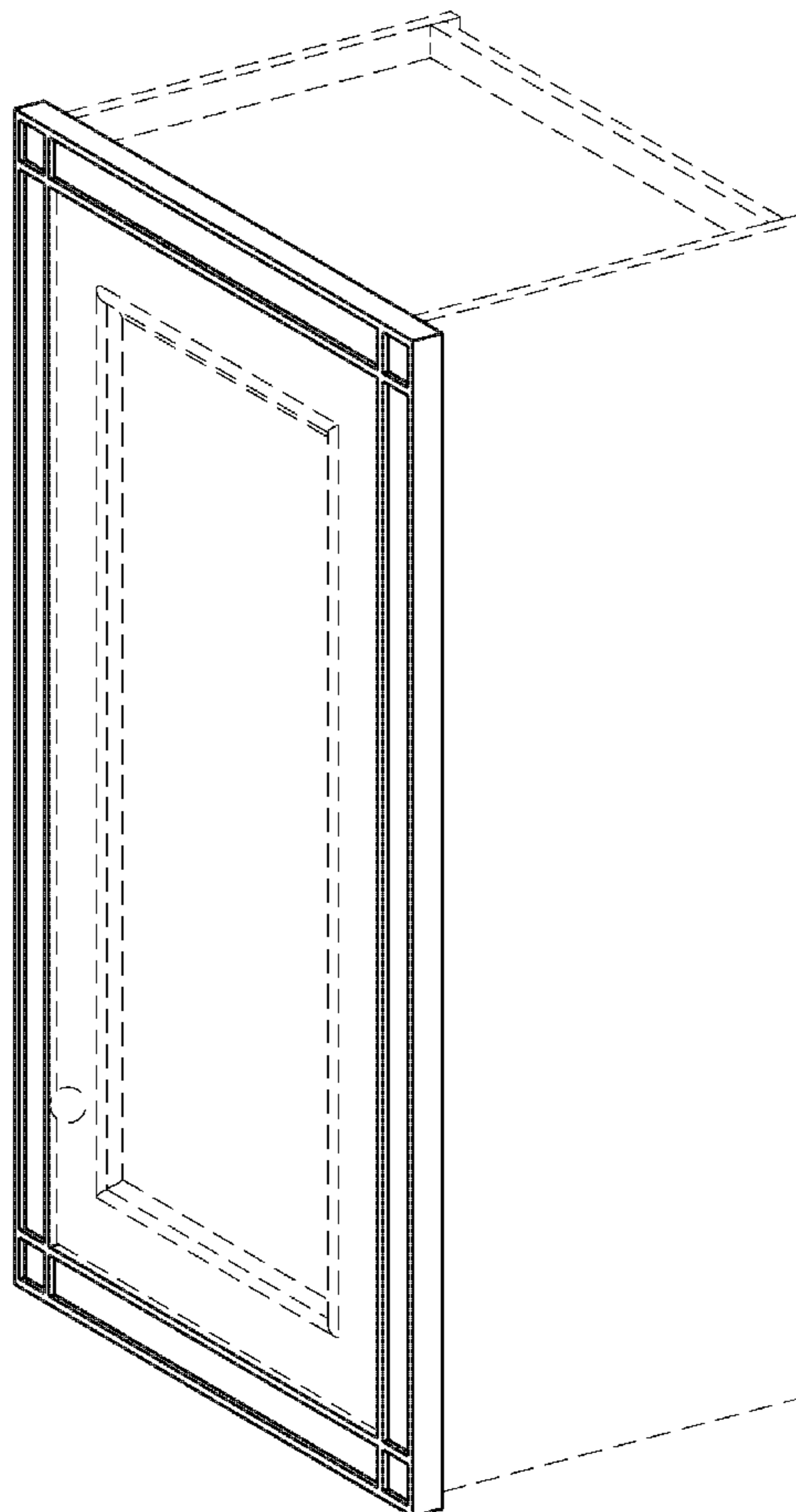


Figure 1

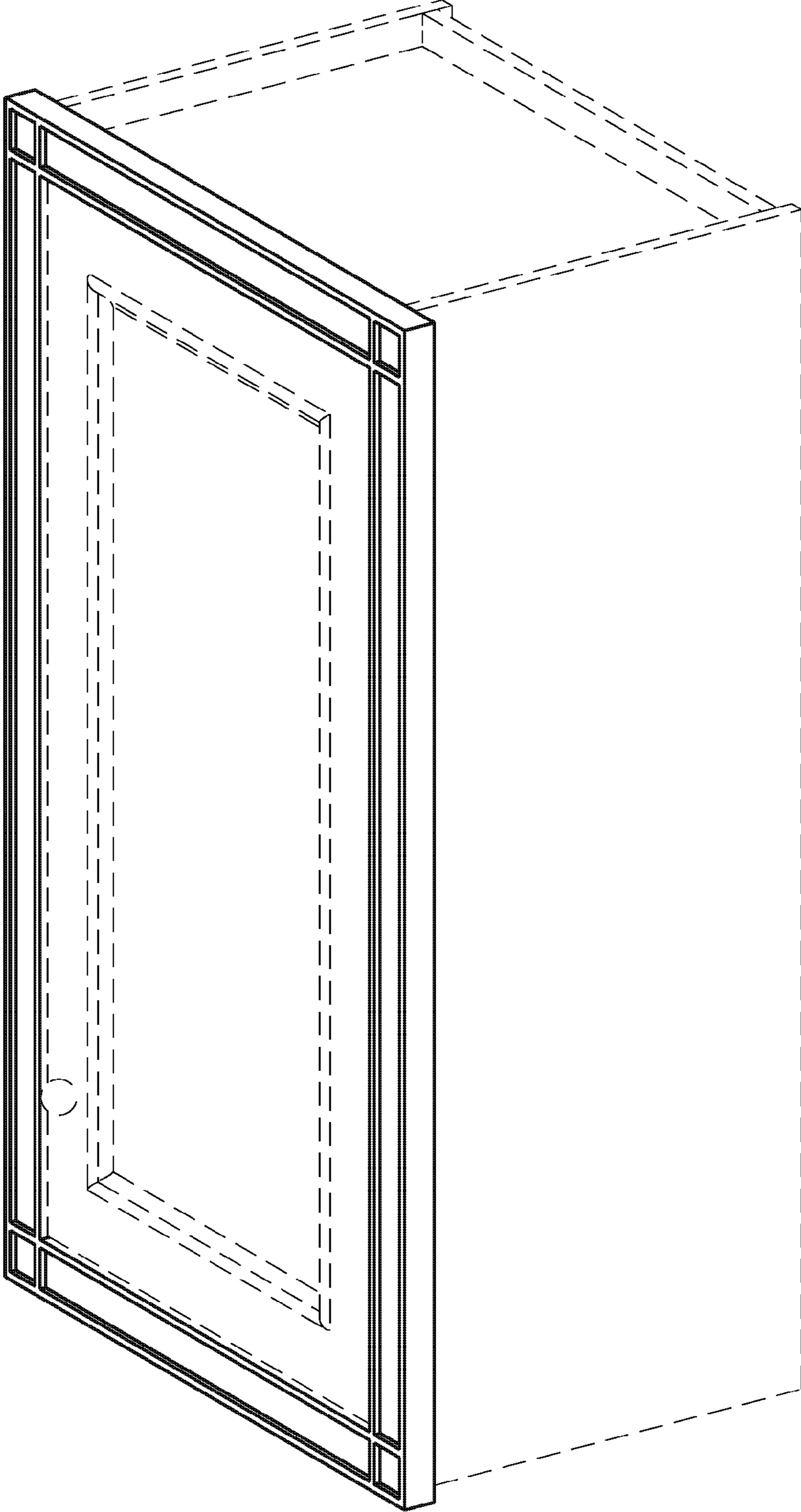


Figure 4




Figure 3

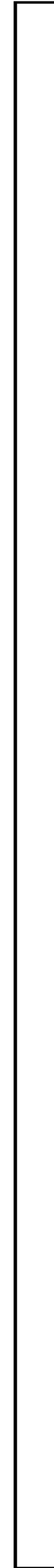


Figure 2

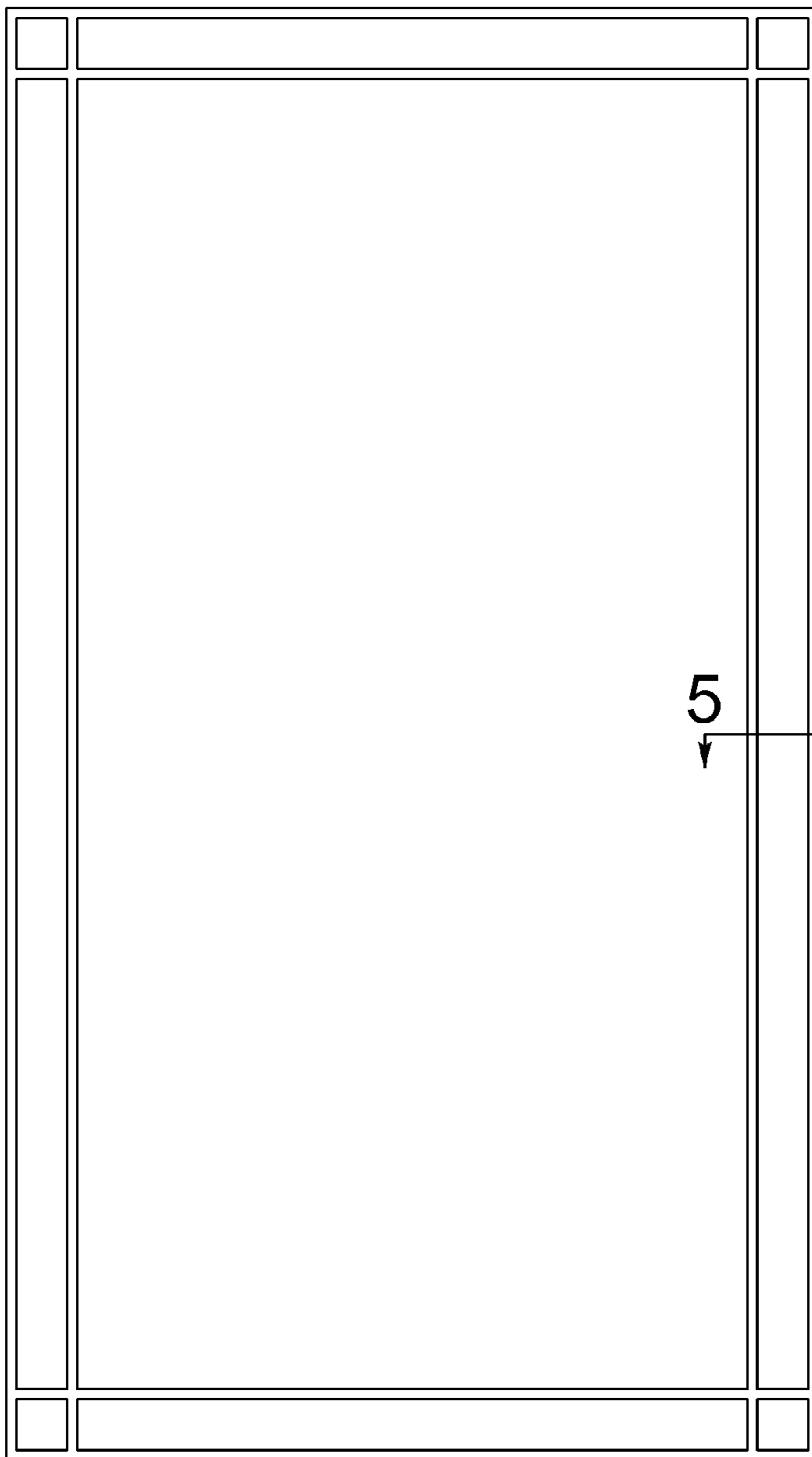


Figure 5

