



US00D609487S

(12) **United States Design Patent**
Kumazawa

(10) **Patent No.:** **US D609,487 S**
(45) **Date of Patent:** **** Feb. 9, 2010**

(54) **CHAIR**

(75) Inventor: **Taku Kumazawa**, Aichi-ken (JP)

(73) Assignee: **Aichi Co., Ltd.**, Aichi-ken (JP)

(**) Term: **14 Years**

(21) Appl. No.: **29/342,089**

(22) Filed: **Aug. 18, 2009**

D272,490 S * 2/1984 Ogg D6/373
D335,777 S 5/1993 Hess
5,383,712 A * 1/1995 Perry 297/448.2
D367,185 S 2/1996 Olson
D390,024 S * 2/1998 DeJule D6/373

(Continued)

FOREIGN PATENT DOCUMENTS

EP 000606009-0010 S 11/2006

Related U.S. Application Data

(63) Continuation of application No. 29/336,789, filed on May 8, 2009, now abandoned.

(51) **LOC (9) Cl.** **06-01**

(52) **U.S. Cl.** **D6/373**

(58) **Field of Classification Search** D6/334-336,
D6/369, 371, 372, 373, 374, 375, 376, 379,
D6/380, 500-502; 297/183.7, 239, 445.1,
297/447.1, 447.3, 447.4, 448.1, 448.2, 451.7,
297/452.18, 452.64

See application file for complete search history.

(56) **References Cited**

U.S. PATENT DOCUMENTS

1,960,022 A 5/1934 Melder
D112,866 S * 1/1939 Vavrik D6/369
D149,980 S 6/1948 Spence
D149,982 S 6/1948 Sundberg
D202,775 S * 11/1965 Rowland D6/373
3,404,916 A 10/1968 Rowland
3,724,897 A 4/1973 Faiks et al.
3,815,955 A * 6/1974 Gibilterra 297/447.3
3,913,978 A * 10/1975 Lester 297/448.2
D241,487 S * 9/1976 Giblterra D6/369
3,999,802 A 12/1976 Powers
4,049,315 A * 9/1977 Jacobson 297/451.7

OTHER PUBLICATIONS

Unpublished U.S. Appl. No. 29/336,789.

(Continued)

Primary Examiner—Mimosa De

(74) *Attorney, Agent, or Firm*—Vincent K. Gustafson;
Intellectual Property/Technology Law

(57) **CLAIM**

The ornamental design for a chair, as shown and described.

DESCRIPTION

FIG. 1 is a perspective view of a chair according to my new design;

FIG. 2 is a front elevation view of the chair;

FIG. 3 is a rear elevation view of the chair;

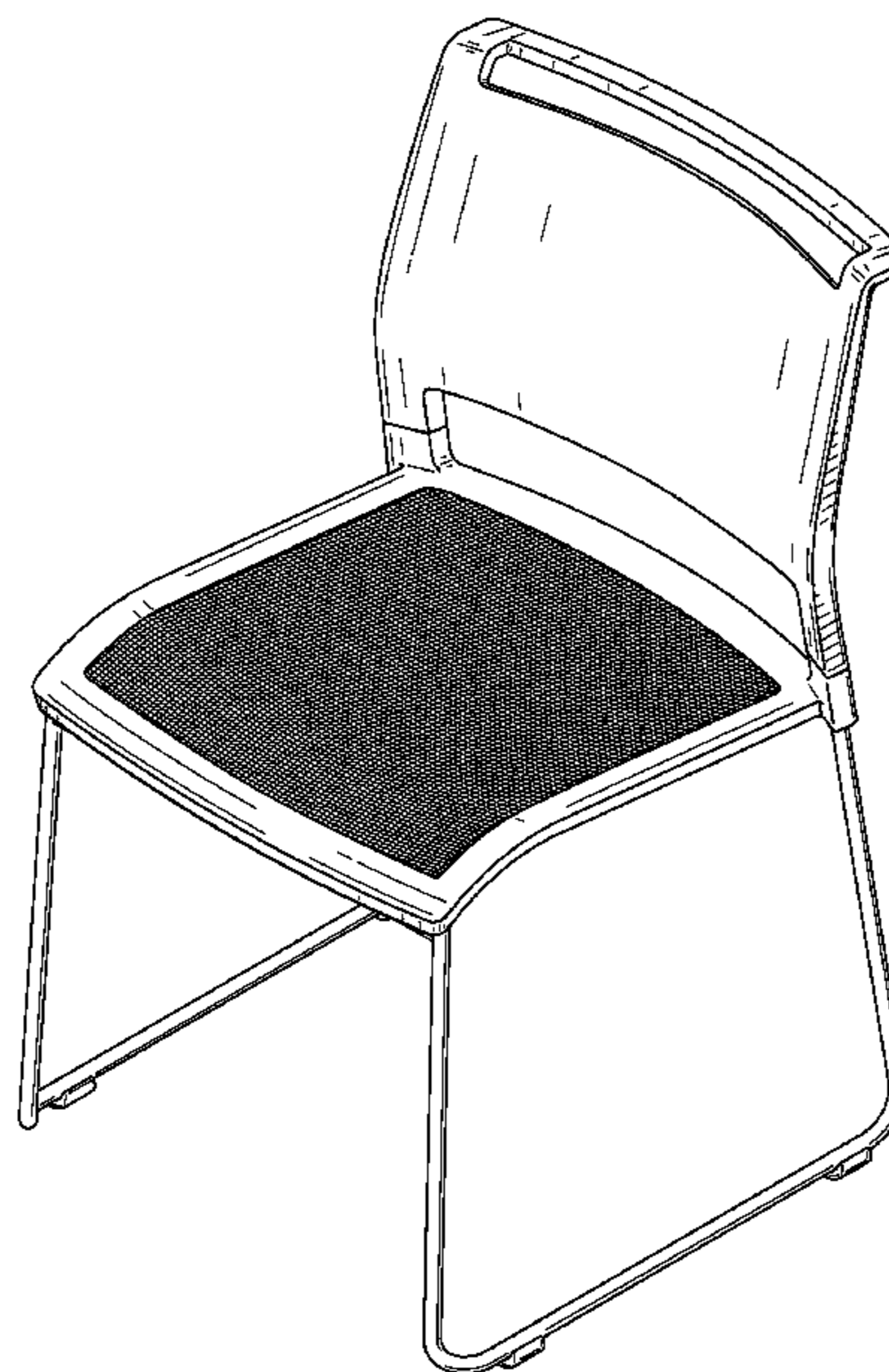
FIG. 4 is a left side elevation view of the chair;

FIG. 5 is a top plan view of the chair; and,

FIG. 6 is a bottom plan view of the chair.

The right side elevation view of the chair is a mirror image of the left side elevation view thereof.

1 Claim, 6 Drawing Sheets



US D609,487 S

Page 2

U.S. PATENT DOCUMENTS

RE36,335 E * 10/1999 Perry 297/448.2
D423,805 S 5/2000 Olson
6,109,696 A 8/2000 Newhouse et al.
D433,578 S 11/2000 Saul
6,250,718 B1 6/2001 Newhouse et al.
D466,712 S 12/2002 Haney et al.
D472,723 S 4/2003 Haney et al.
D495,890 S * 9/2004 Chadwick et al. D6/373
6,957,860 B1 10/2005 Leist et al.
D516,830 S 3/2006 Leist et al.
D528,812 S 9/2006 Giugiaro

D543,370 S * 5/2007 Han D6/373
D550,977 S 9/2007 Igarashi
D569,644 S 5/2008 Kumazawa
D600,465 S * 9/2009 Kumazawa D6/373

OTHER PUBLICATIONS

Unpublished U.S. Appl. No. 29/336,791.
Unpublished U.S. Appl. No. 29/336,793.
Unpublished U.S. Appl. No. 29/336,795.
Unpublished U.S. Appl. No. 29/342,092.

* cited by examiner

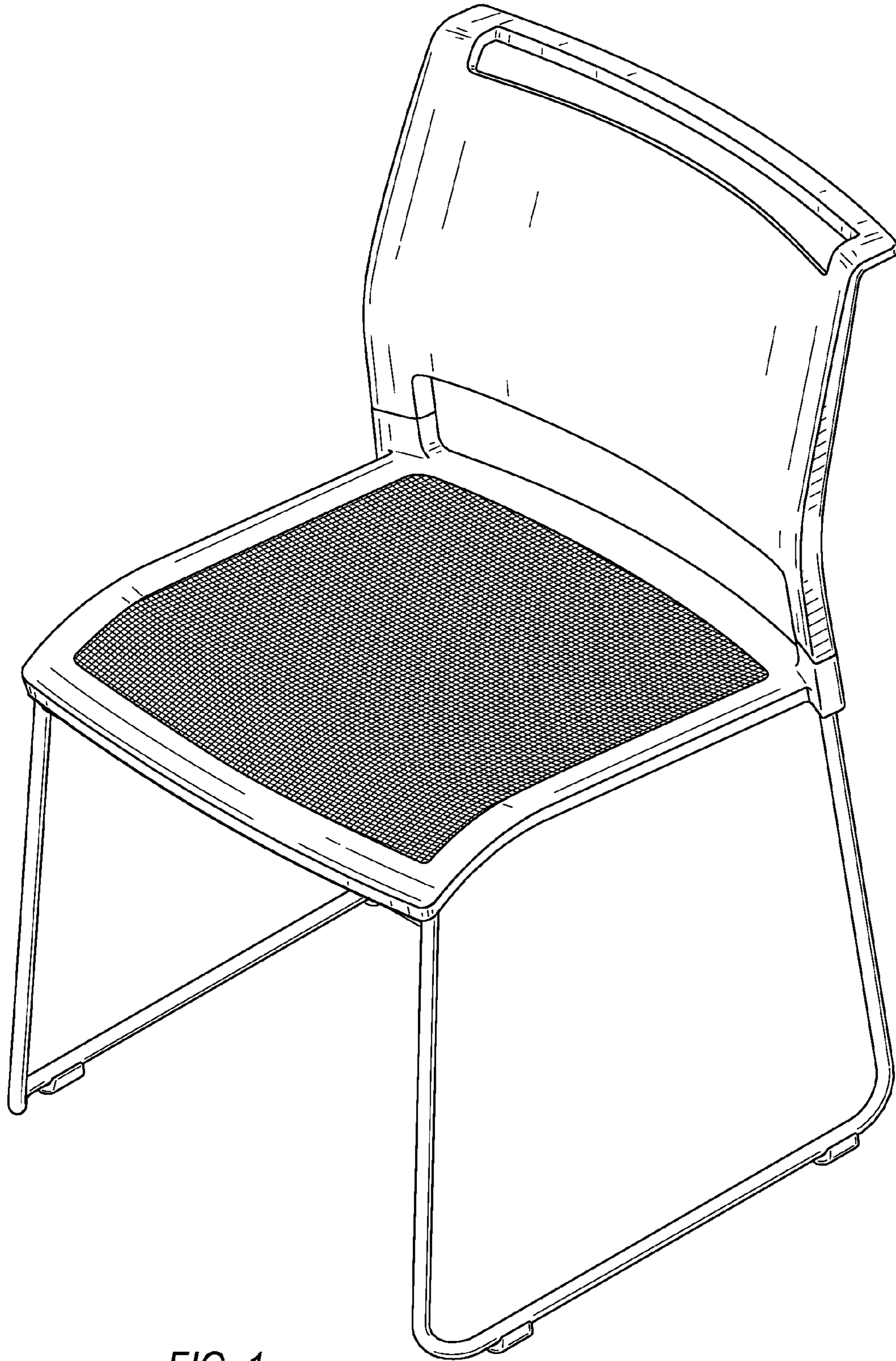


FIG. 1




FIG. 2




FIG. 3

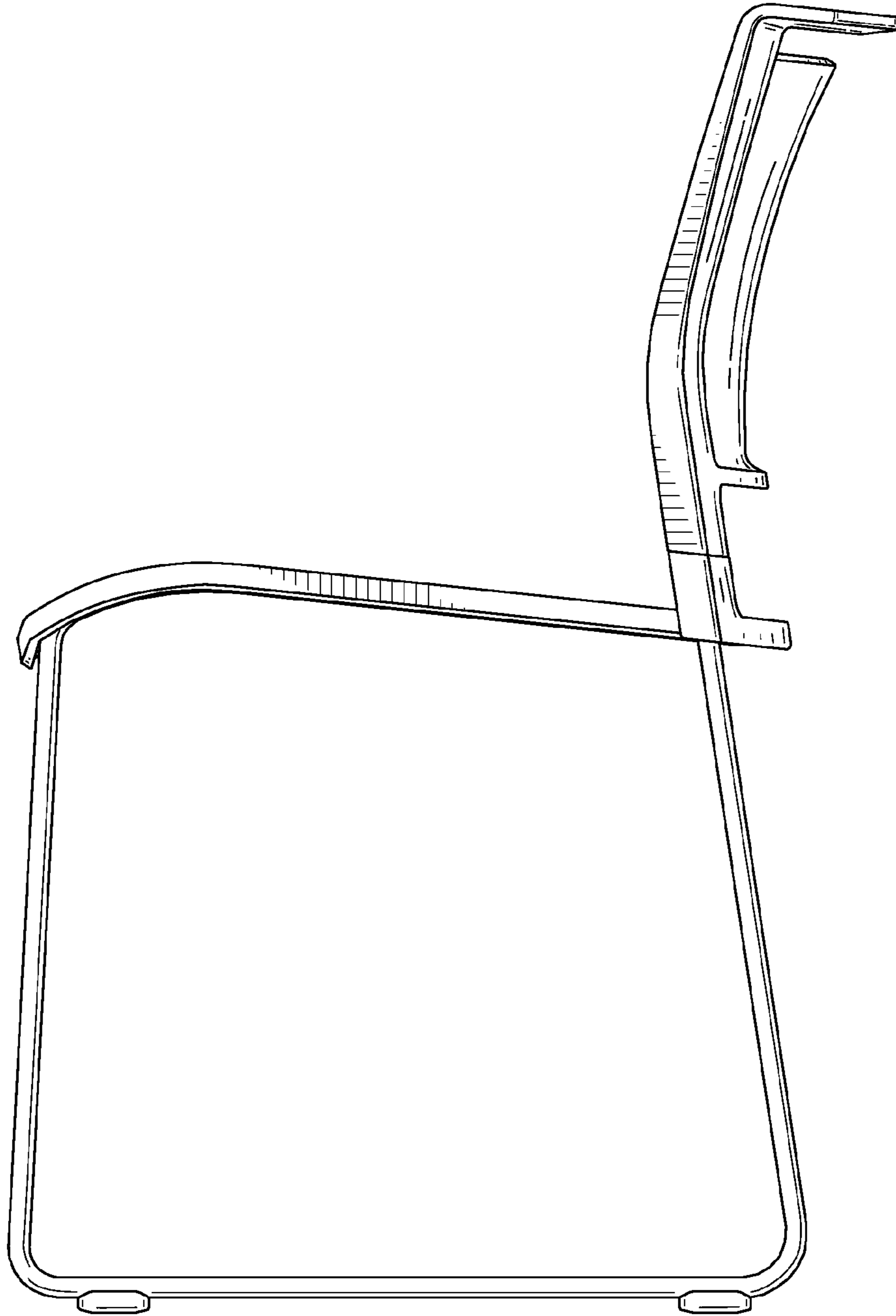


FIG. 4

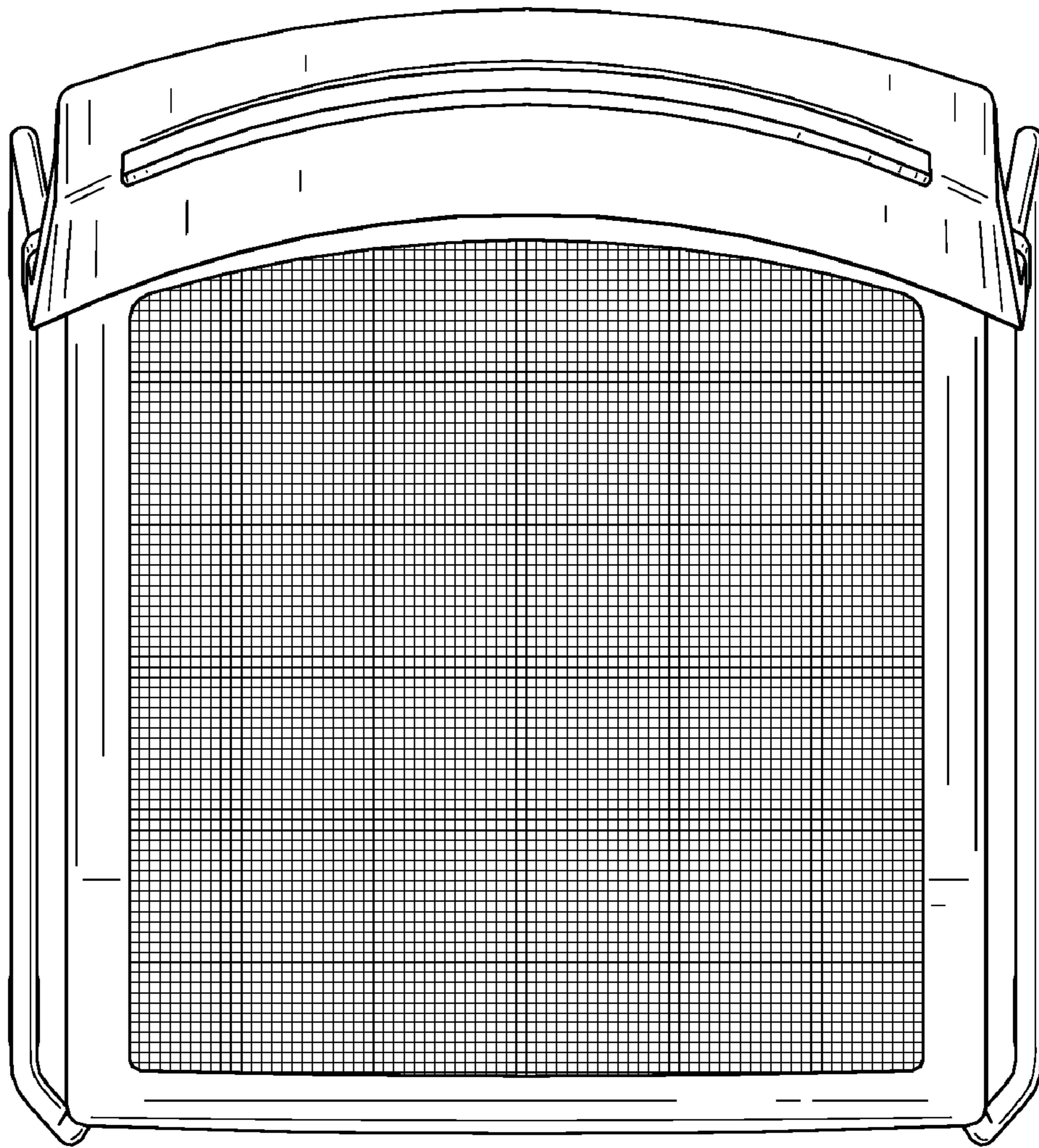


FIG. 5

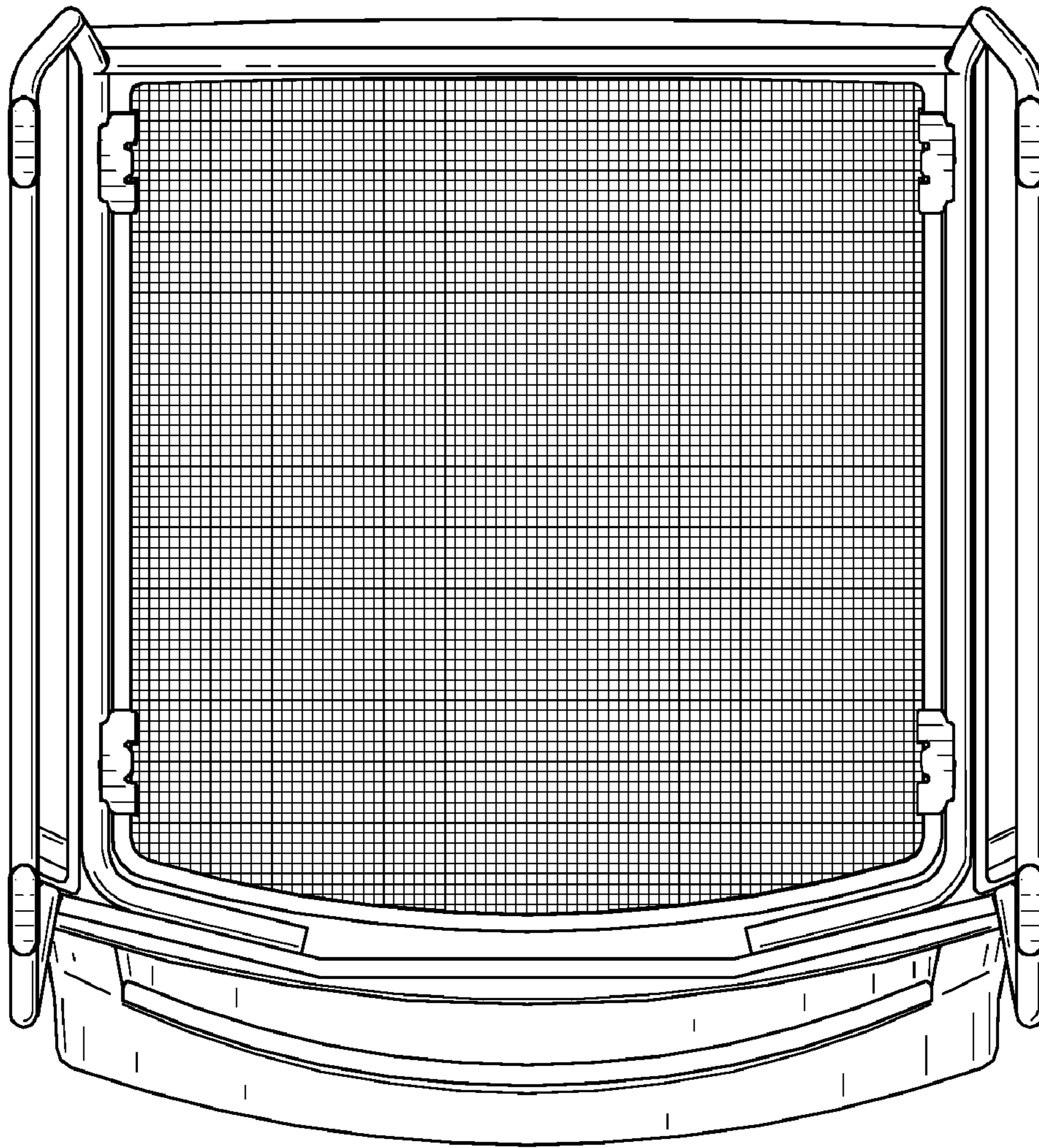


FIG. 6