

US00D609478S

(12) **United States Design Patent**
Hartenstine et al.

(10) **Patent No.:** **US D609,478 S**

(45) **Date of Patent:** **** Feb. 9, 2010**

(54) **PLAYPEN**

(75) Inventors: **Curtis M. Hartenstine**, Birdsboro, PA (US); **Sharon A. Gillett**, Salem, OR (US)

(73) Assignee: **Wonderland Nurserygoods Co., Ltd.**, Taipei (TW)

(**) Term: **14 Years**

(21) Appl. No.: **29/309,411**

(22) Filed: **Aug. 12, 2008**

(51) **LOC (9) Cl.** **06-02**

(52) **U.S. Cl.** **D6/331; D6/391**

(58) **Field of Classification Search** D6/390, D6/391, 331, 333; 5/93.1, 97, 98.1, 99.1, 5/93.2

See application file for complete search history.

(56) **References Cited**

U.S. PATENT DOCUMENTS

- D461,645 S * 8/2002 Hartenstine et al. D6/331
- D462,532 S * 9/2002 Hartenstine et al. D6/331
- D580,663 S * 11/2008 Gentil D6/331
- 2005/0144717 A1* 7/2005 Chen 5/93.1
- 2006/0218725 A1* 10/2006 Carpenter et al. 5/93.1
- 2009/0056013 A1* 3/2009 Hartenstine et al. 5/93.1

2009/0113625 A1* 5/2009 Hutchinson et al. 5/93.1

* cited by examiner

Primary Examiner—Janice E Seeger

(74) *Attorney, Agent, or Firm*—Bacon & Thomas, PLLC

(57) **CLAIM**

The ornamental design for a playpen, as shown and described.

DESCRIPTION

FIG. 1 is a perspective view of a playpen showing our new design;

FIG. 2 is another perspective view of the playpen shown in FIG. 1;

FIG. 3 is a front elevation view of the playpen shown in FIG. 1;

FIG. 4 is a rear elevation view of the playpen shown in FIG. 1;


FIG. 5 is a left-side elevation view of the playpen shown in FIG. 1;

FIG. 6 is a right-side elevation view of the playpen shown in FIG. 1;

FIG. 7 is a top plan view of the playpen shown in FIG. 1; and,

FIG. 8 is a bottom plan view of the playpen shown in FIG. 1.

1 Claim, 4 Drawing Sheets






FIG. 1




FIG. 2




FIG. 3




FIG. 4




FIG. 5




FIG. 6




FIG. 7




FIG. 8