



US00D609477S

(12) **United States Design Patent**
Leppert

(10) **Patent No.:** **US D609,477 S**

(45) **Date of Patent:** **** Feb. 9, 2010**

(54) **WIRE**

(76) **Inventor:** **James B. Leppert**, 114 Casteel Rd.,
Oakland, MD (US) 21550

(**) **Term:** **14 Years**

(21) **Appl. No.:** **29/347,085**

(22) **Filed:** **Sep. 18, 2009**

(51) **LOC (9) Cl.** **05-99**

(52) **U.S. Cl.** **D5/99; D13/153**

(58) **Field of Classification Search** D5/47,
D5/50, 99; D25/11, 124, 126; 297/451.9,
297/452.63, 452.64; D1/126; D6/369; 57/248,
57/253; 264/176.1, 177.1, 177.13, 177.15;
428/15, 17, 116, 373, 397; D7/339; 52/101;
623/23.72; D12/120, 121, 122, 123, 124,
D12/125, 133

See application file for complete search history.

(56) **References Cited**

U.S. PATENT DOCUMENTS

171,744	A	1/1876	Smith	
205,029	A	6/1878	Allis	
1,986,987	A	1/1935	Tizachsel	
3,764,278	A	10/1973	Ivanier	
4,755,091	A	7/1988	Potucek et al.	
D395,171	S *	6/1998	Schwartz	D5/99
D409,001	S *	5/1999	Schwartz	D5/99
D412,142	S *	7/1999	Dickie	D12/133
D474,641	S *	5/2003	Koopman	D7/339

D535,108	S *	1/2007	Ping Sheng	D5/99
D536,537	S *	2/2007	Ping Sheng	D5/99
D536,538	S *	2/2007	Ping Sheng	D5/99
D539,550	S *	4/2007	Ping Sheng	D5/99
7,269,987	B2	9/2007	Ollis	
7,513,728	B1	11/2009	Seace	
2008/0292842	A1 *	11/2008	Zuberi et al.	428/116
2008/0300691	A1 *	12/2008	Romero-Ortega et al.	623/23.72
2009/0000216	A1 *	1/2009	Kane et al.	52/101

* cited by examiner

Primary Examiner—Robert M Spear

Assistant Examiner—Barbara B Lohr

(74) *Attorney, Agent, or Firm*—Stephen R. Greiner

(57) **CLAIM**

The ornamental design for a wire, as shown and described.

DESCRIPTION

FIG. 1 is a perspective view of a wire showing my new design;

FIG. 2 is an enlarged, front elevational view thereof;

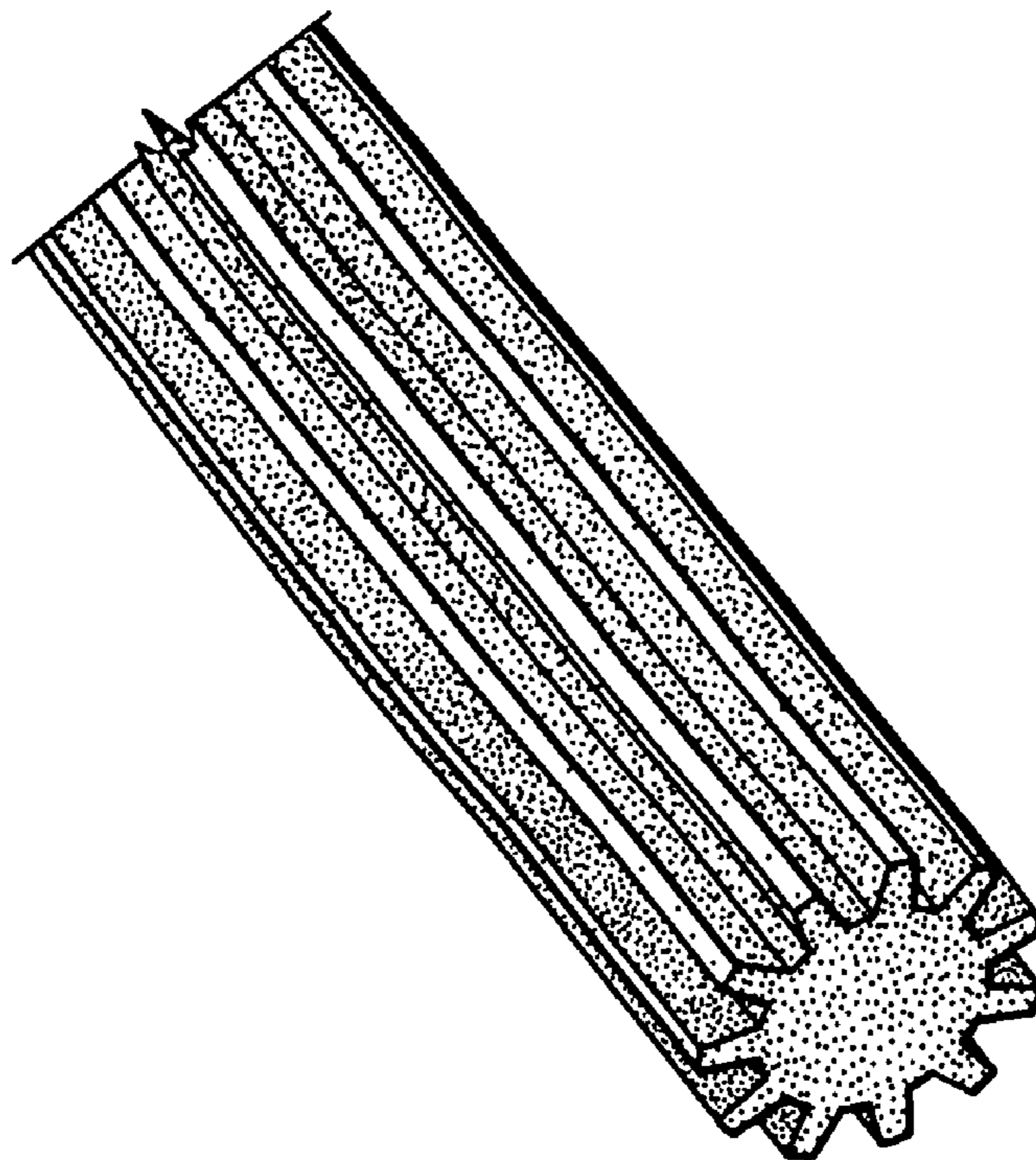
FIG. 3 is a top view thereof;

FIG. 4 is a bottom view thereof; and,

FIG. 5 is a left side elevational view thereof with the right side being a mirror image of the left side.

The wire is shown broken away on one end to indicate that it has no specific length.

1 Claim, 1 Drawing Sheet



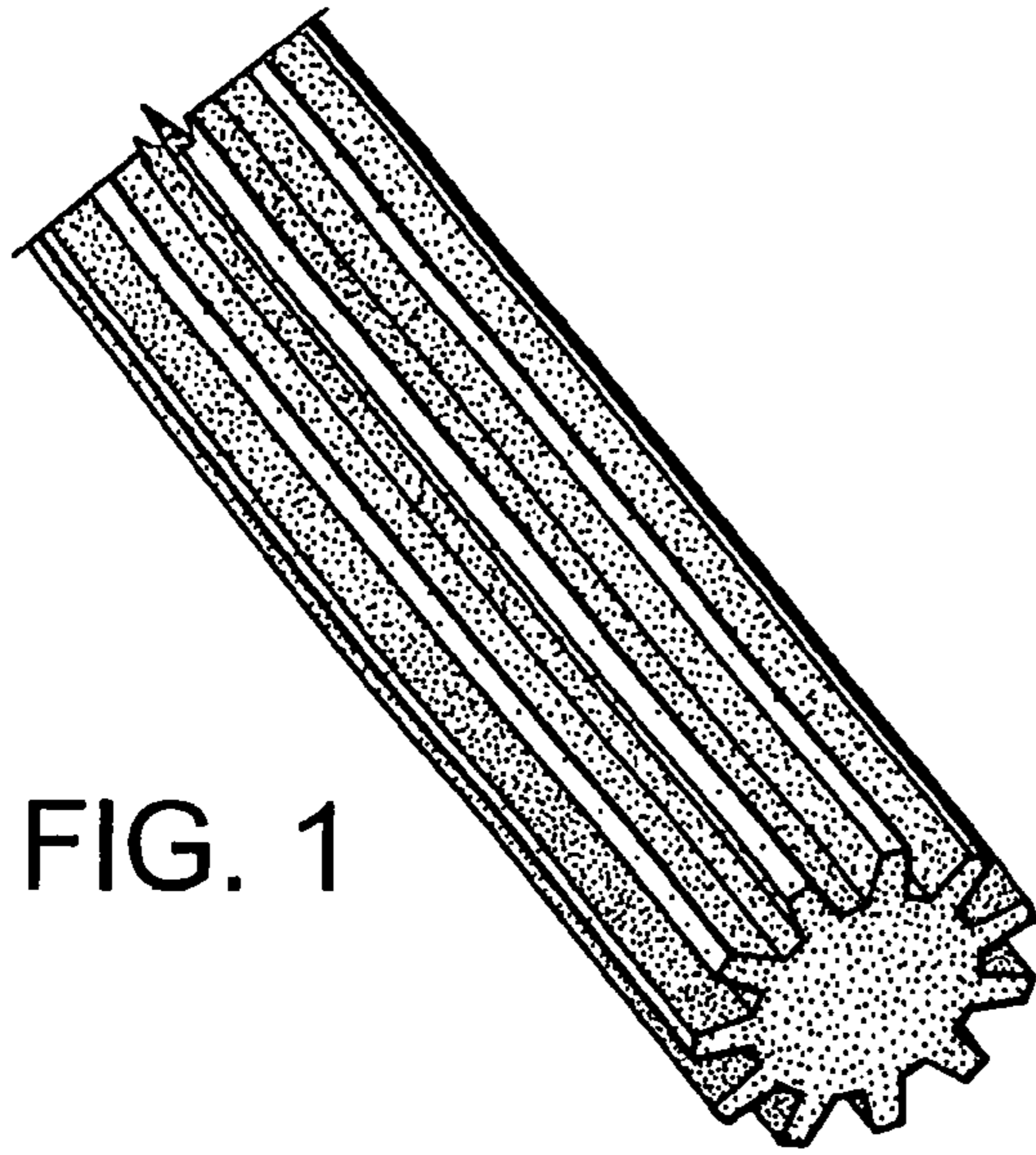


FIG. 1

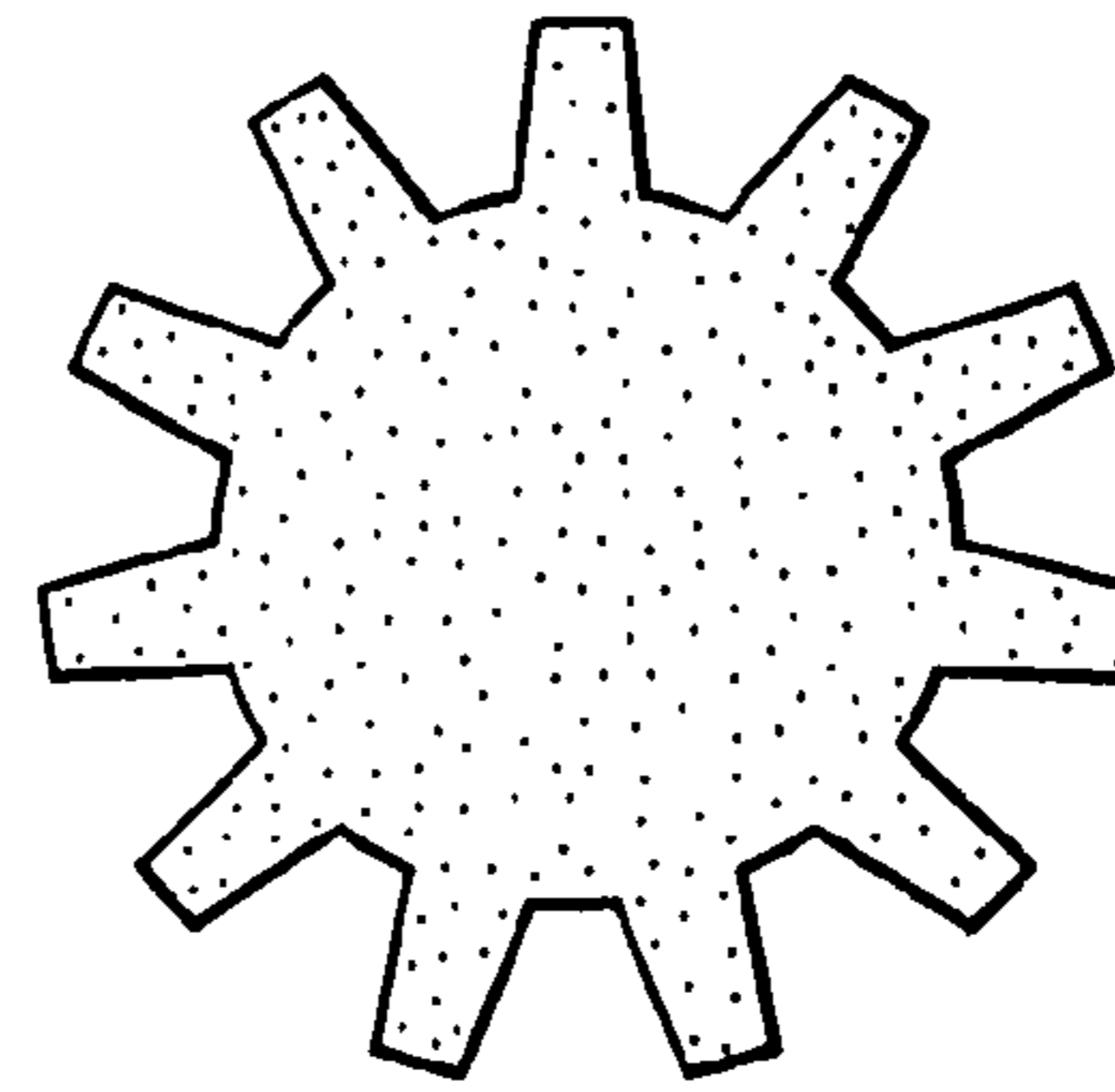


FIG. 2

FIG. 3




FIG. 4




FIG. 5

