



US00D609473S

(12) **United States Design Patent**
Boonma

(10) **Patent No.:** **US D609,473 S**
(45) **Date of Patent:** **** Feb. 9, 2010**

(54) **PURSE INSERT**

(76) **Inventor:** **Sutanya Boonma**, 2333 Champion Ct.,
Raleigh, NC (US) 27606

(**) **Term:** **14 Years**

(21) **Appl. No.:** **29/327,051**

(22) **Filed:** **Oct. 29, 2008**

(51) **LOC (9) Cl.** **03-01**

(52) **U.S. Cl.** **D3/318**

(58) **Field of Classification Search** D3/232–233,
D3/240–252, 318, 324; 150/100, 103–104,
150/106–110, 113–114, 118–119, 130–132
See application file for complete search history.

(56) **References Cited**

U.S. PATENT DOCUMENTS

2,624,385	A *	1/1953	Hogan	150/113
D323,744	S *	2/1992	Casale	D3/230
D328,524	S *	8/1992	St. Thomas	D3/243
2006/0207697	A1 *	9/2006	Greiner	150/113

* cited by examiner

Primary Examiner—Holly H Baynham
(74) *Attorney, Agent, or Firm*—QuickPatents, Inc.; Kevin Prince

(57) **CLAIM**

I claim the ornamental design for a purse insert, as shown and described.

DESCRIPTION

FIG. 1 is an environmental perspective view of a purse insert, illustrated in a partially folded position, showing my new design;

FIG. 2 is a front elevational view of the invention, illustrated in a flat position;

FIG. 3 is a rear elevational view of the invention, illustrated in the flat position;

FIG. 4 is an enlarged left-side elevational view of the invention, illustrated in the flat position;

FIG. 5 is an enlarged right-side elevational view of the invention, illustrated in the flat position;

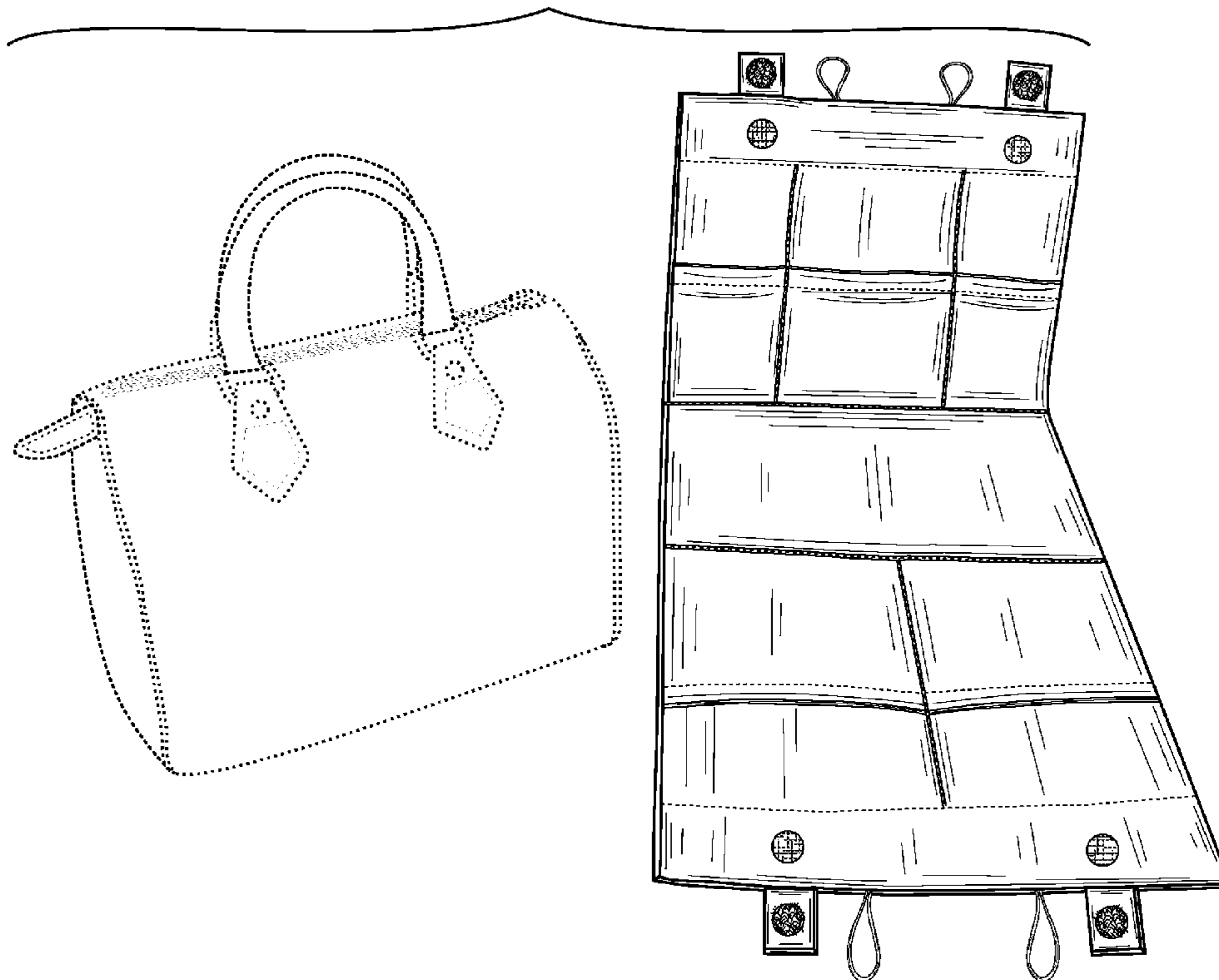
FIG. 6 is a top plan view of the invention, illustrated in the flat position, the bottom plan view being a mirror image thereof; and,

FIG. 7 is an enlarged top plan view of the invention, illustrated in a folded position, the bottom plan view being a mirror image thereof.

The broken lines showing a purse in FIG. 1 are included for the purpose of illustrating a type of purse that can be used with the invention, and form no part of the claimed design.

The remaining broken lines represent stitching and are part of the claimed design.

1 Claim, 2 Drawing Sheets






FIG. 1

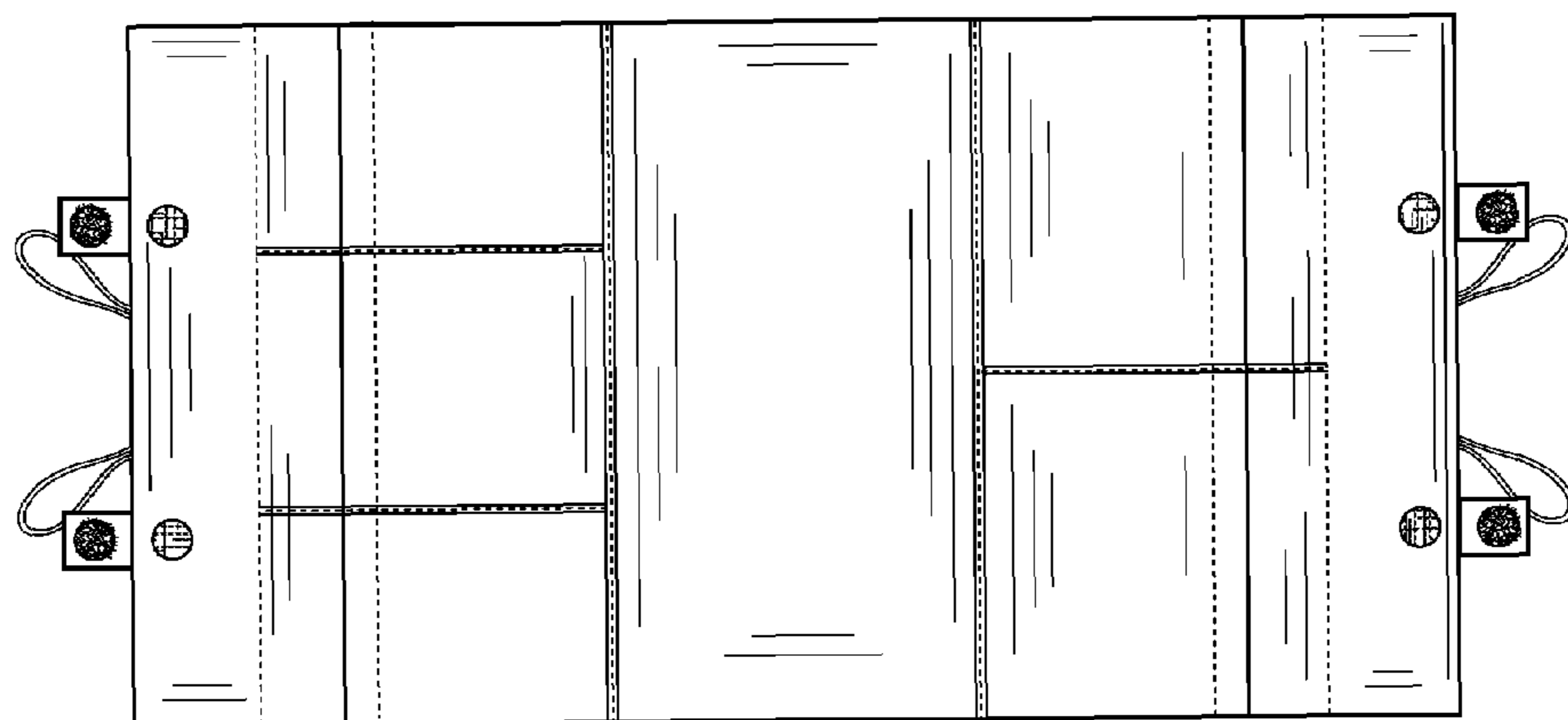


FIG. 2

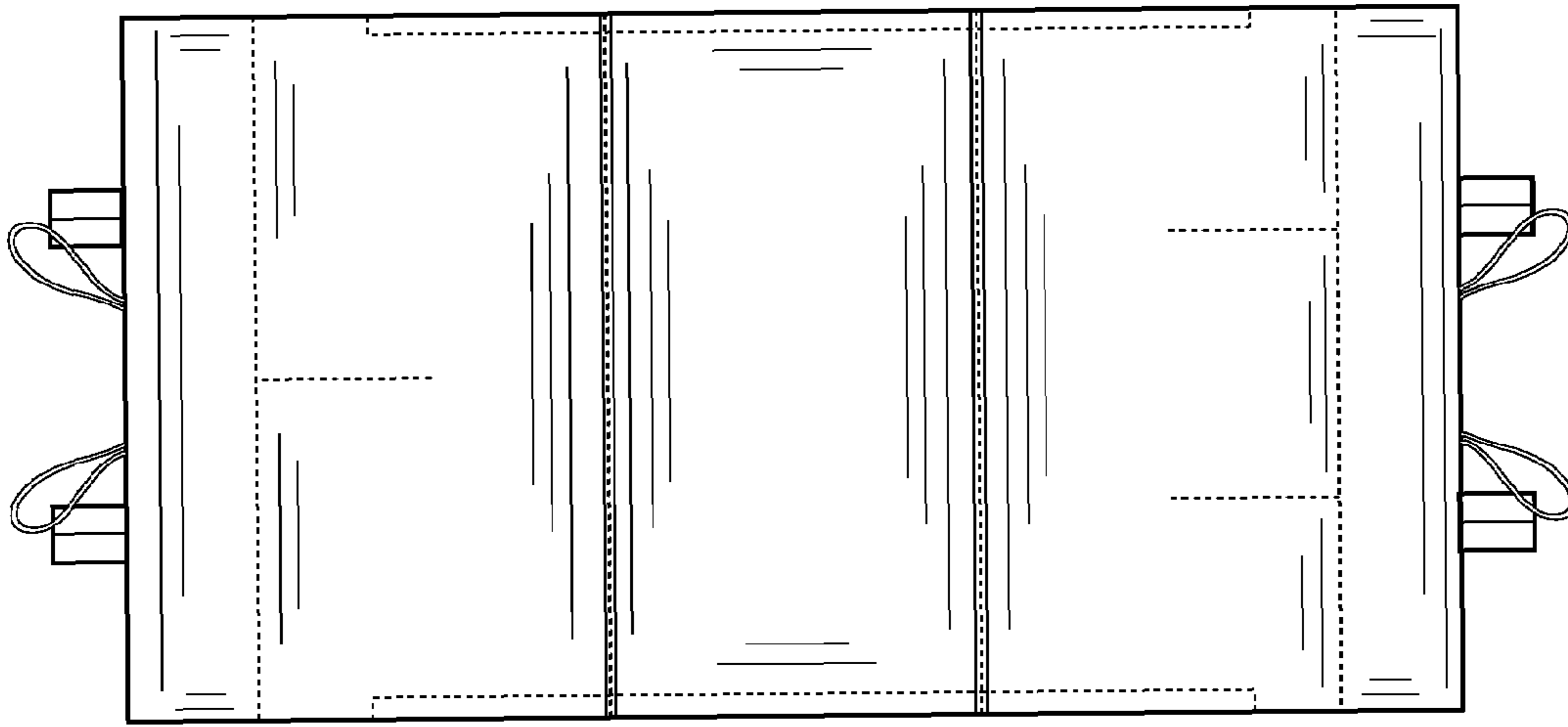


FIG. 3

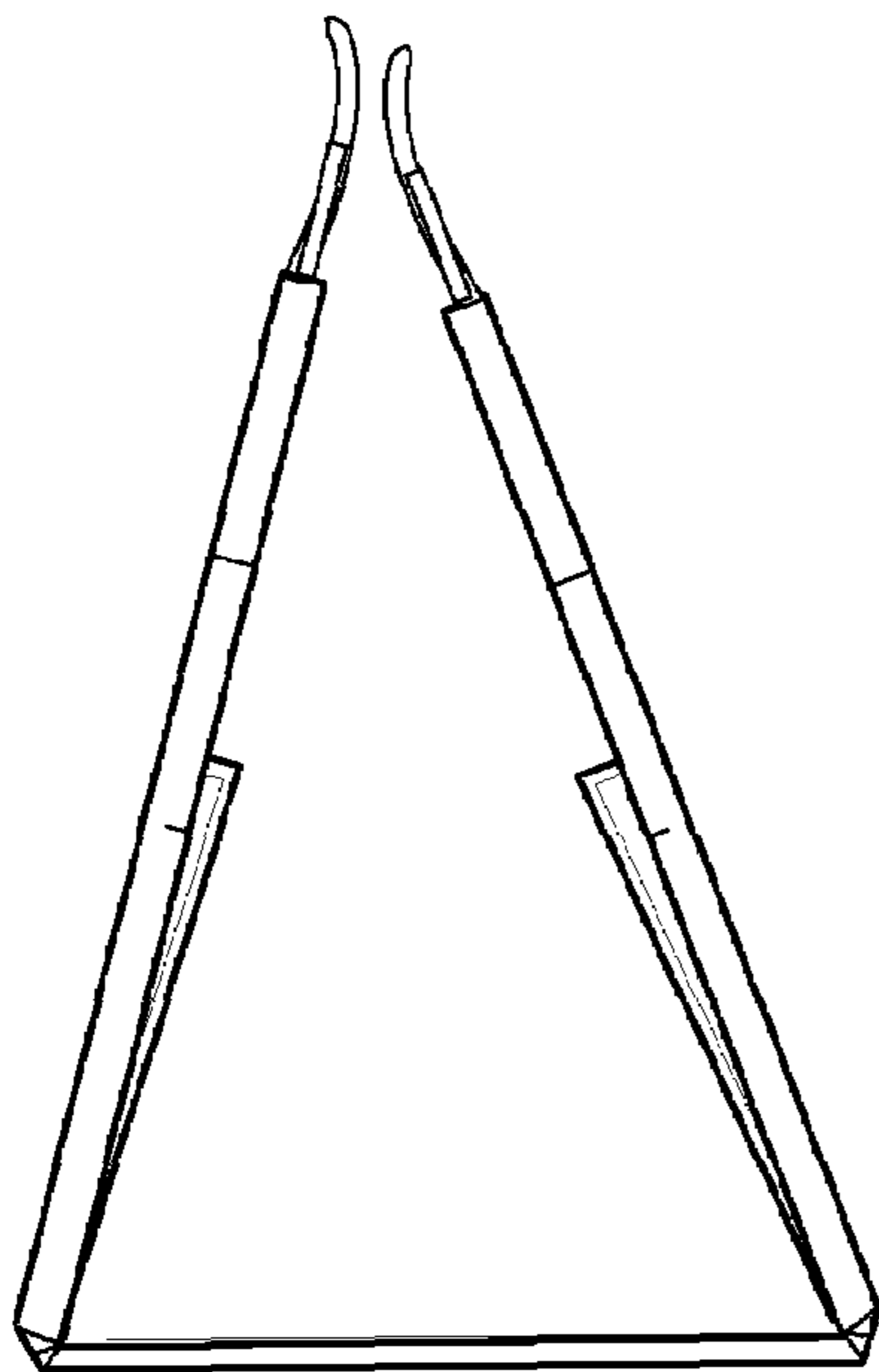


FIG. 7



FIG. 4



FIG. 5

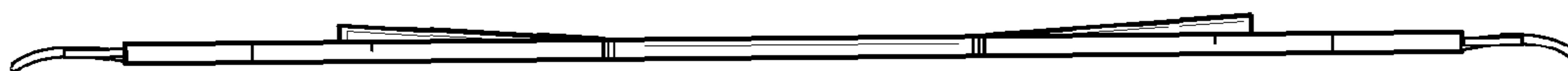


FIG. 6