



US00D609466S

(12) **United States Design Patent**  
**Stulman**

(10) **Patent No.:** **US D609,466 S**

(45) **Date of Patent:** **\*\* Feb. 9, 2010**

(54) **HANDBAG**

(75) Inventor: **Nicole Stulman**, Paris (FR)

(73) Assignee: **Hermes Sellier (Societe Par Actions Simpliffee)**, Paris (FR)

(\*\*) Term: **14 Years**

(21) Appl. No.: **29/331,650**

(22) Filed: **Jan. 29, 2009**

(30) **Foreign Application Priority Data**

Jul. 30, 2008 (WO) ..... DM/070 595

(51) **LOC (9) Cl.** ..... **03-01**

(52) **U.S. Cl.** ..... **D3/232**

(58) **Field of Classification Search** ..... D3/232-233,  
D3/240-246, 318, 324; 150/100, 103-104,  
150/106-110, 113-114, 118-119

See application file for complete search history.

(56) **References Cited**

**U.S. PATENT DOCUMENTS**

D241,782 S \* 10/1976 Casser ..... D3/246

D569,610 S \* 5/2008 Wang ..... D3/246

D579,657 S \* 11/2008 Hermann ..... D3/246

D583,550 S \* 12/2008 Stulman ..... D3/232

\* cited by examiner

*Primary Examiner*—Holly H Baynham

(74) *Attorney, Agent, or Firm*—Foley & Lardner LLP

(57) **CLAIM**

The ornamental design for a handbag, as shown and described.

**DESCRIPTION**

FIG. 1 is a front view of a handbag according to my new design;

FIG. 2 is a back view of the handbag shown in FIG. 1;

FIG. 3 is a right side view of the handbag shown in FIG. 1;

FIG. 4 is a left side view of the handbag shown in FIG. 1;

FIG. 5 is a top view of the handbag shown in FIG. 1;

FIG. 6 is a bottom view of the handbag shown in FIG. 1; and,

FIG. 7 is a frontal perspective view of the handbag shown in FIG. 1.

**1 Claim, 7 Drawing Sheets**





FIG. 1



FIG. 2

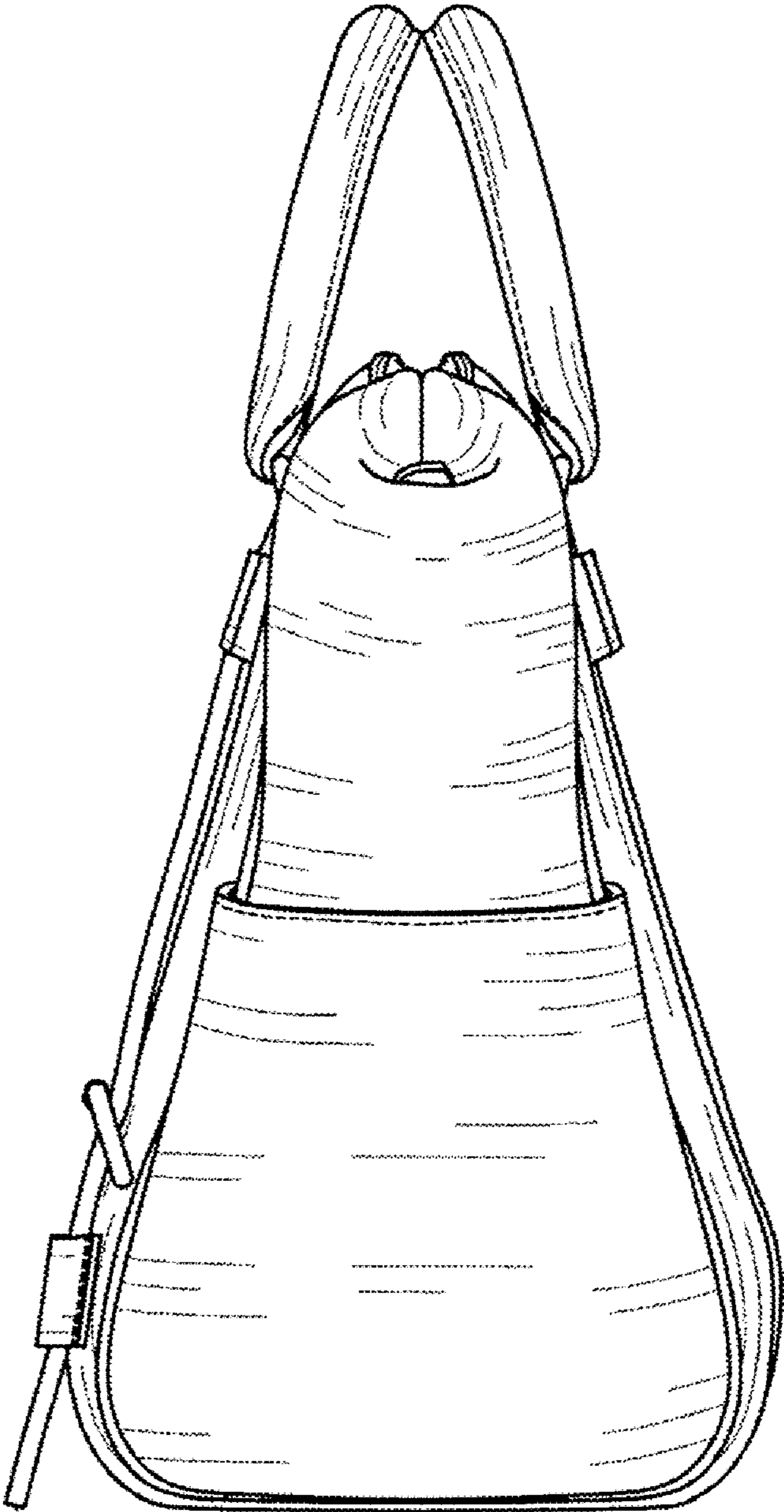


FIG. 3




FIG. 4

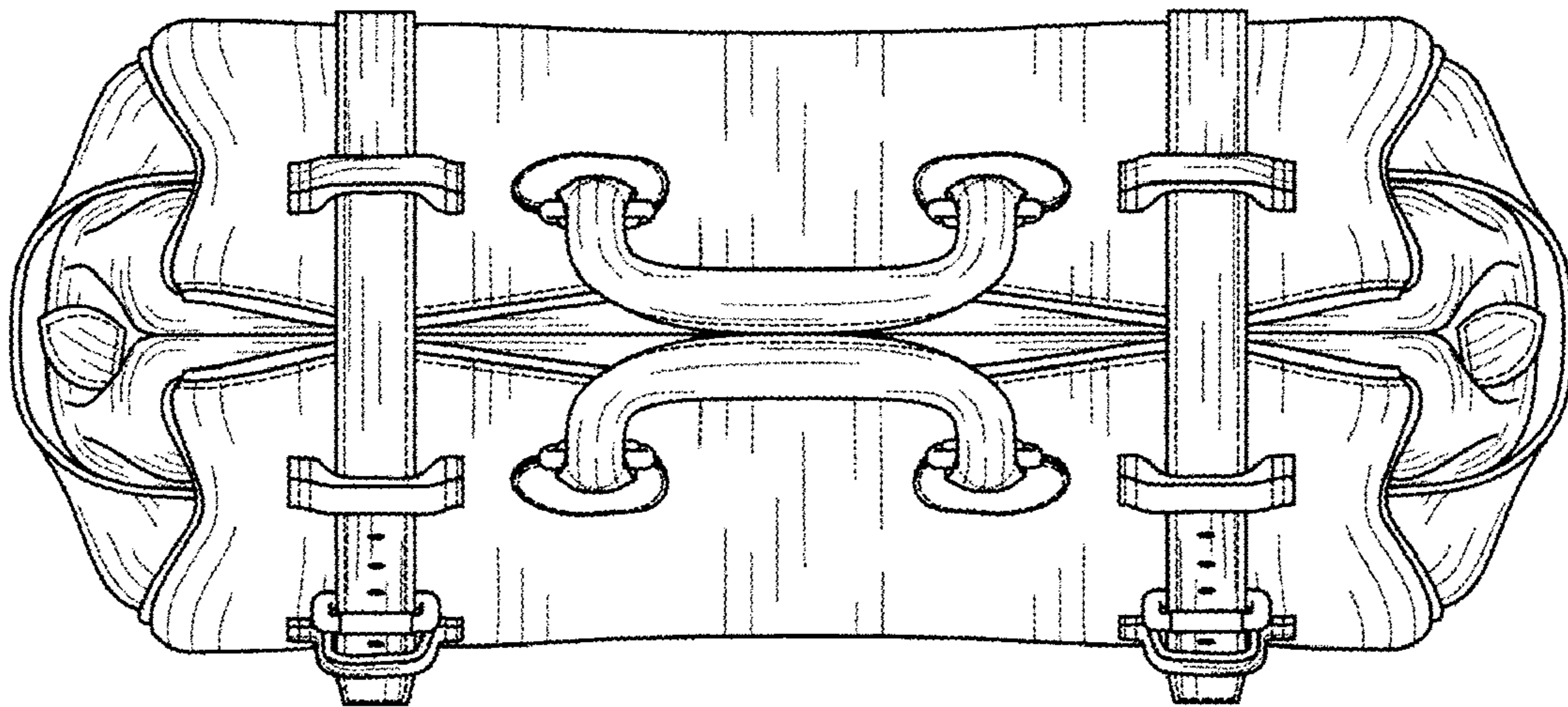


FIG. 5

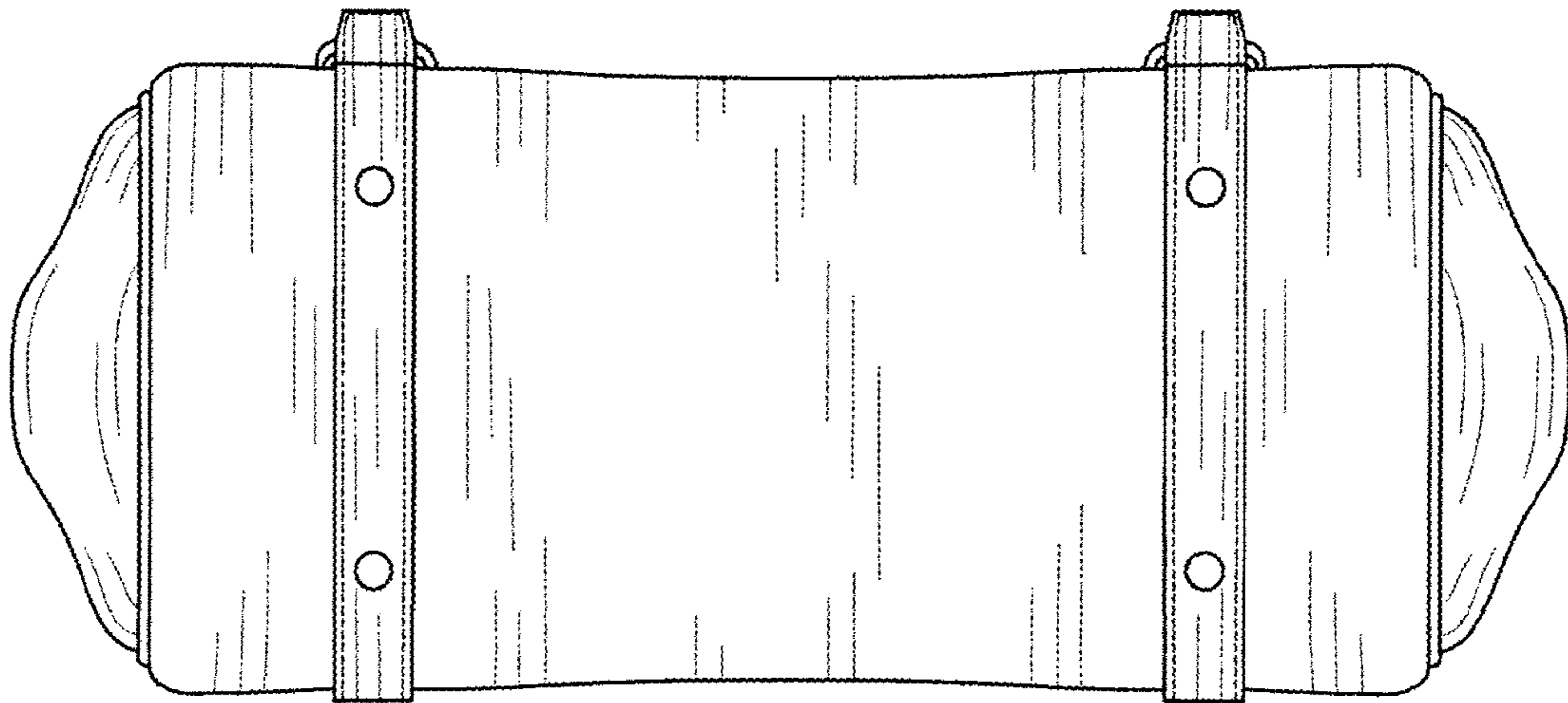


FIG. 6



FIG. 7