



US00D609464S

(12) **United States Design Patent**  
**Bullen**

(10) **Patent No.:** **US D609,464 S**

(45) **Date of Patent:** **\*\* Feb. 9, 2010**

(54) **CASE FOR A CELL PHONE**

D594,224 S \* 6/2009 Leung et al. .... D3/218

(75) Inventor: **Melvin James Bullen**, Los Gatos, CA  
(US)

\* cited by examiner

*Primary Examiner*—Catherine R Oliver

(74) *Attorney, Agent, or Firm*—Haynes & Boone LLP

(73) Assignee: **Solar Components LLC**, Campbell, CA  
(US)

(57) **CLAIM**

(\*\*) Term: **14 Years**

The ornamental design for the case for a cell phone, as shown and described.

(21) Appl. No.: **29/334,736**

**DESCRIPTION**

(22) Filed: **Mar. 31, 2009**

FIG. 1 is a perspective view of a case for a cell phone of my new design;

(51) **LOC (9) Cl.** ..... **03-01**

(52) **U.S. Cl.** ..... **D3/218**

(58) **Field of Classification Search** ..... D3/218,  
D3/215, 201, 269, 272; D14/138, 250, 240,  
D14/253; 379/420.04, 433.11, 437, 440,  
379/446–447, 449–455; 455/575.1, 575.6,  
455/575.8, 575.9; 224/240, 245, 575, 667,  
224/677, 929–930

FIG. 2 is a right side view thereof, the left side view being a mirror image thereof;

FIG. 3 is a front view thereof;

FIG. 4 is a rear view thereof;

FIG. 5 is a top view thereof;

FIG. 6 is a bottom view thereof; and,

See application file for complete search history.

FIG. 7 is a perspective view of the case for a cell phone shown in two separated parts to show the shape and interrelationship of these two separated parts.

(56) **References Cited**

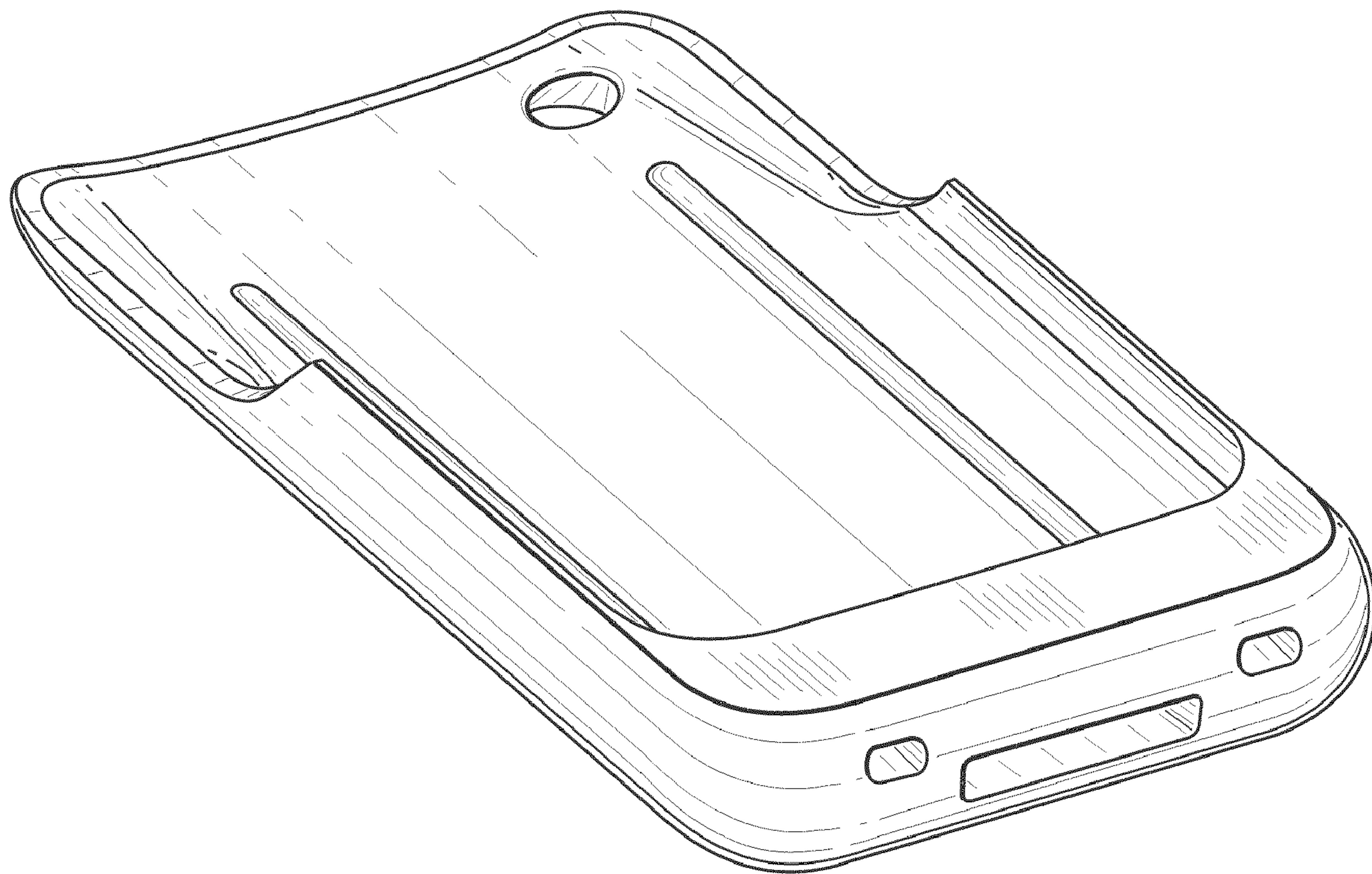
**U.S. PATENT DOCUMENTS**

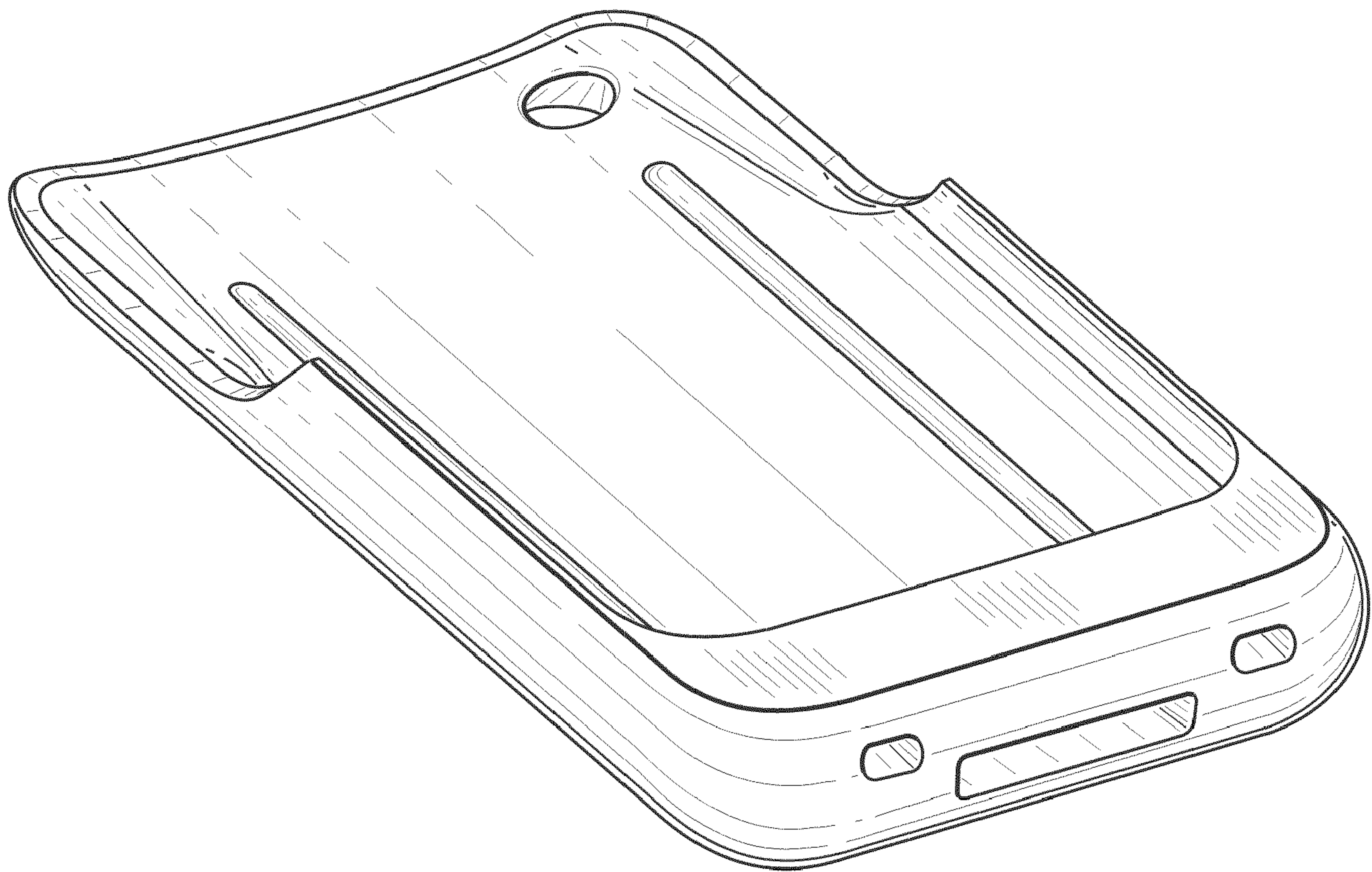
D565,290 S \* 4/2008 Brandenburg et al. .... D3/218

D582,149 S \* 12/2008 Tan ..... D3/218


The broken lines depict the boundary of the unclaimed subject matter in each component.

**1 Claim, 6 Drawing Sheets**

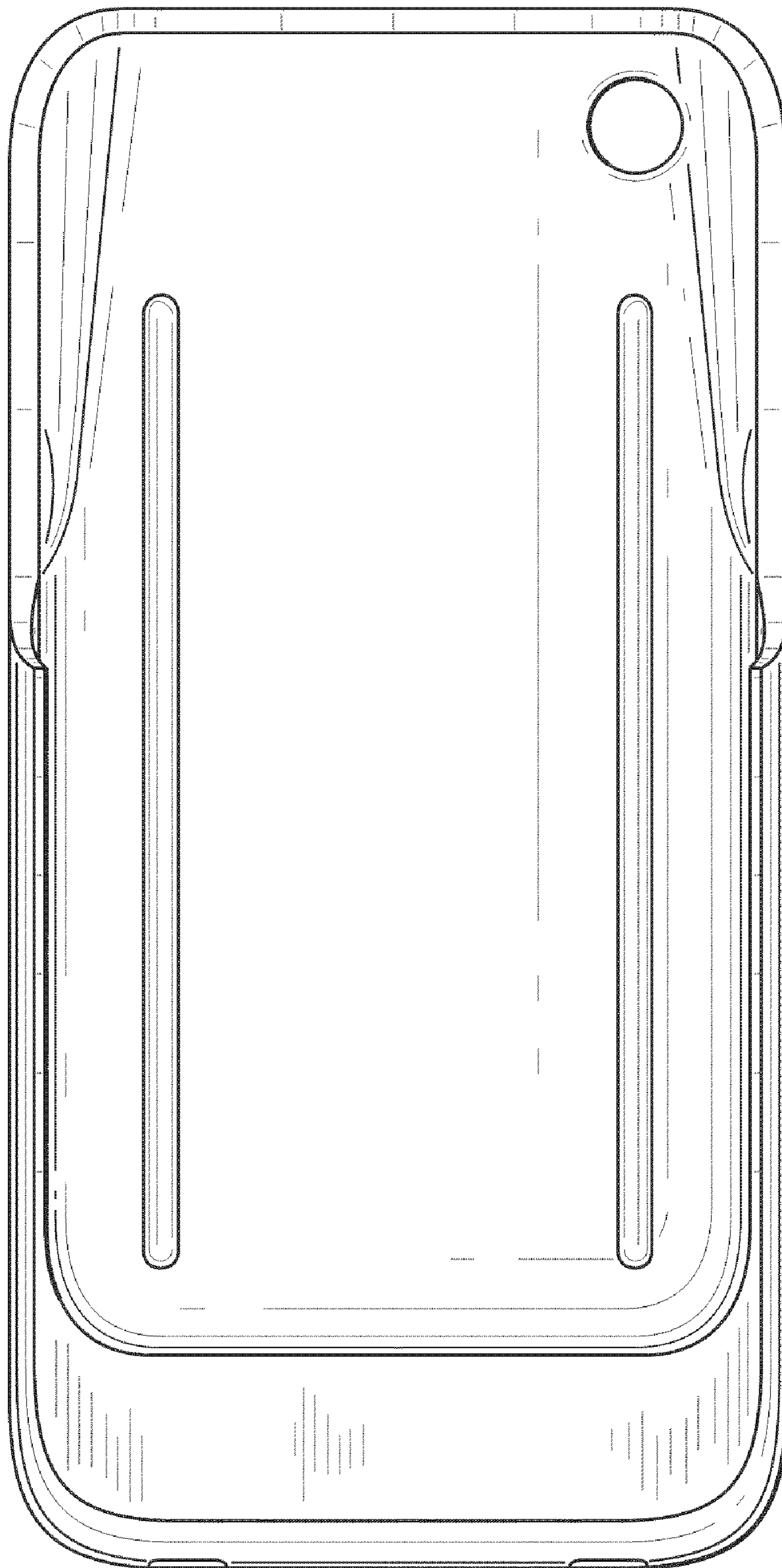





**FIG. 1**




**FIG. 2**




**FIG. 3**



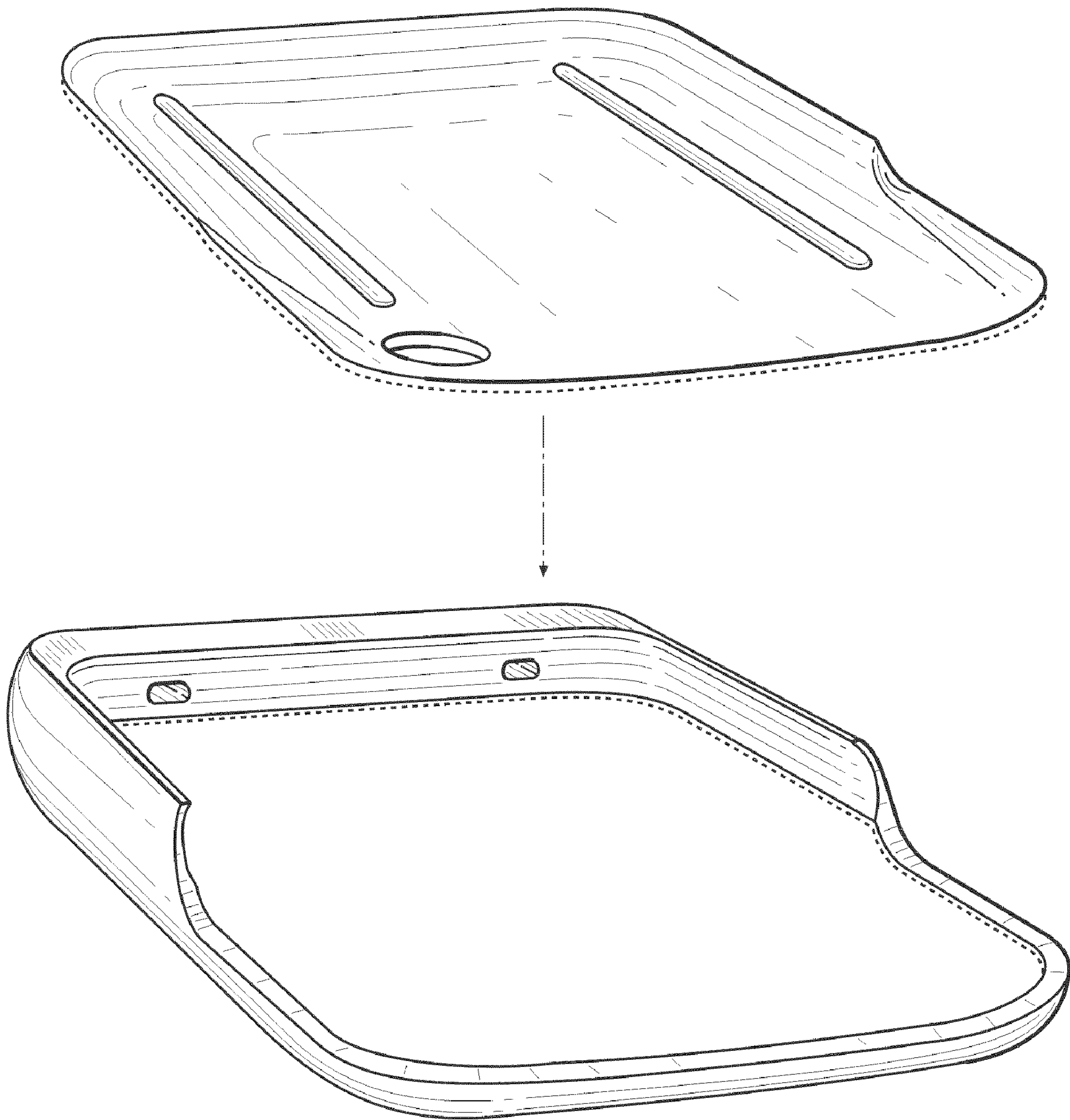
**FIG. 4**



**FIG. 5**



**FIG. 6**



**FIG. 7**