



US00D609462S

(12) **United States Design Patent**
Bullen

(10) **Patent No.:** **US D609,462 S**

(45) **Date of Patent:** **** Feb. 9, 2010**

(54) **CASE FOR A CELL PHONE**

(75) **Inventor:** **Melvin James Bullen**, Los Gatos, CA
(US)

(73) **Assignee:** **Solar Components LLC**, Campbell, CA
(US)

(**) **Term:** **14 Years**

(21) **Appl. No.:** **29/334,732**

(22) **Filed:** **Mar. 31, 2009**

(51) **LOC (9) Cl.** **03-01**

(52) **U.S. Cl.** **D3/218**

(58) **Field of Classification Search** D3/218–219,
D3/215, 201, 226, 228, 269, 272–273, 299;
206/305, 320; D14/250, 138; 379/428, 455,
379/446; 224/240–241, 268–271, 197, 930,
224/904, 245, 682–683; 455/575, 575.8
See application file for complete search history.

(56) **References Cited**

U.S. PATENT DOCUMENTS

D373,241 S * 9/1996 Chavez et al. D3/218
D475,850 S * 6/2003 Andre et al. D3/218

D535,816 S * 1/2007 Eisenbraun D3/218
D538,034 S * 3/2007 Moghaddam D3/218
D559,532 S * 1/2008 Kwak et al. D3/218
D567,500 S * 4/2008 Kwak et al. D3/218
D568,042 S * 5/2008 Cerullo D3/218

* cited by examiner

Primary Examiner—Catherine R Oliver

(74) *Attorney, Agent, or Firm*—Haynes & Boone LLP

(57) **CLAIM**

The ornamental design of the case for a cell phone, as shown and described.

DESCRIPTION

FIG. 1 is a perspective view of a case for a cell phone of my new design;

FIG. 2 is a left side view thereof, the right side view being a mirror image thereof;


FIG. 3 is a front view thereof;

FIG. 4 is a rear view thereof;

FIG. 5 is a top view thereof; and,

FIG. 6 is a bottom view thereof.

1 Claim, 5 Drawing Sheets






FIG. 1

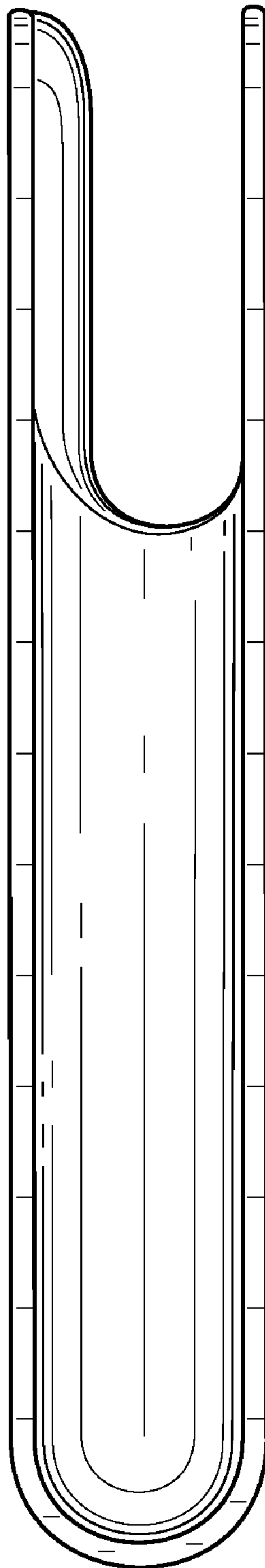


FIG. 2



FIG. 3




FIG. 4

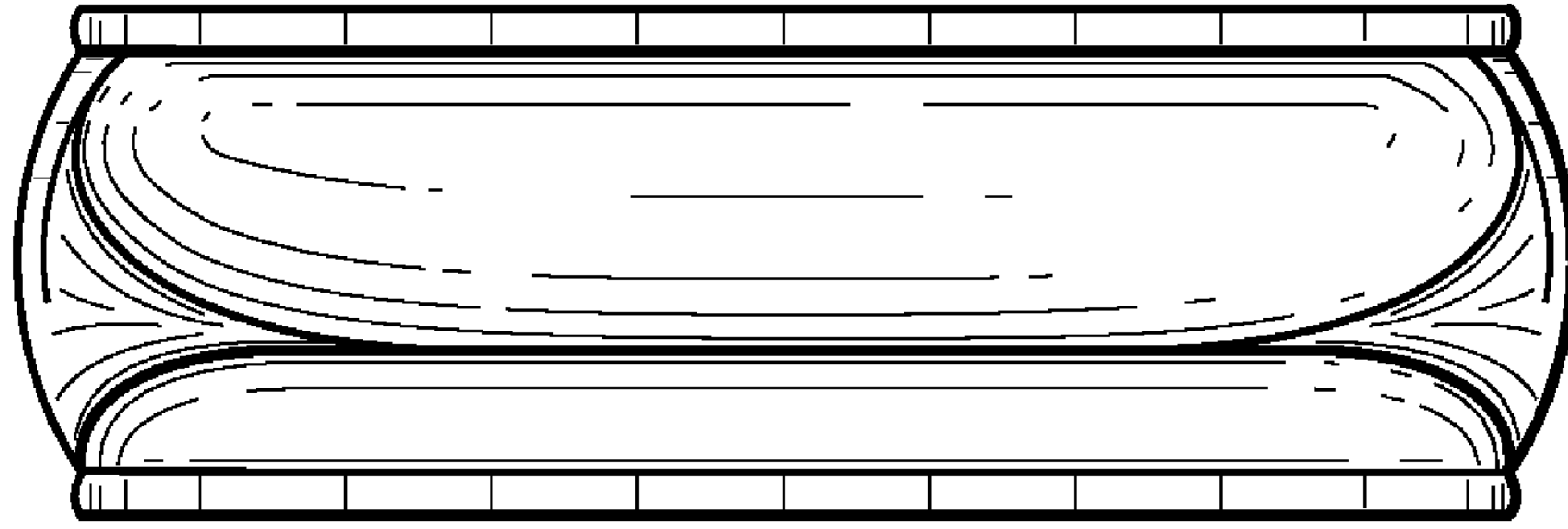


FIG. 5

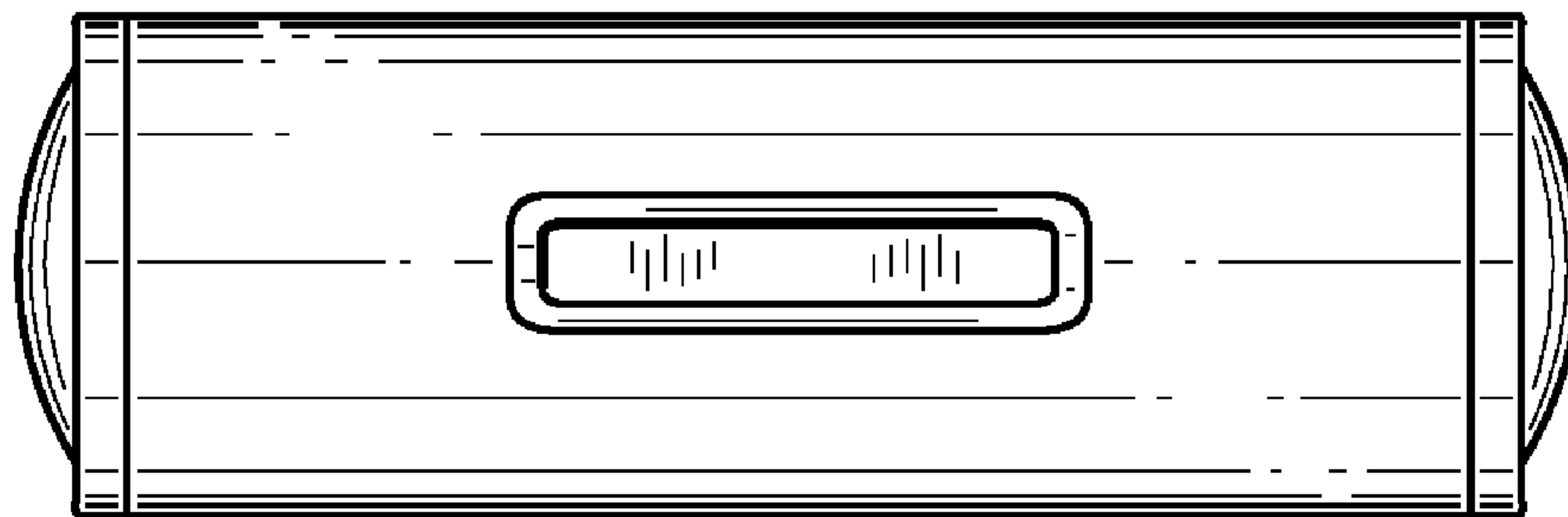


FIG. 6