



US00D609460S

(12) **United States Design Patent**
Riccardi

(10) **Patent No.:** **US D609,460 S**

(45) **Date of Patent:** **** Feb. 9, 2010**

(54) **ATTACHMENT FOR CELL PHONES**

D565,841 S * 4/2008 Kim D3/218
D594,225 S * 6/2009 Leung et al. D3/218

(76) Inventor: **Michael Riccardi**, 292 Linda St.,
Belford, NJ (US) 07718

* cited by examiner

(**) Term: **14 Years**

Primary Examiner—Catherine R Oliver

(74) *Attorney, Agent, or Firm*—Robert M. Skolnik

(21) Appl. No.: **29/315,156**

(57) **CLAIM**

(22) Filed: **Jun. 1, 2009**

The ornamental design for an attachment for cell phones, as shown and described.

(51) **LOC (9) Cl.** **03-01**

(52) **U.S. Cl.** **D3/218**

(58) **Field of Classification Search** D3/218,
D3/219, 215, 226, 221, 228; 224/576, 191,
224/195, 197, 247, 232, 236, 240, 165, 242,
224/666, 646, 678; 379/455, 446; 455/90,
455/92

See application file for complete search history.

DESCRIPTION

FIG. 1 is perspective view of the design;

FIG. 2 is a right side elevation view thereof;

FIG. 3 is a left side elevation view thereof;

FIG. 4 is a front elevation view thereof;

FIG. 5 is a rear elevation view thereof;

FIG. 6 is a top plan view thereof; and,

FIG. 7 is a bottom plan view thereof.

The broken line showing of environment in the drawings is included for the purpose of illustrating only and forms no part of the claimed design.

(56) **References Cited**

U.S. PATENT DOCUMENTS

5,531,365 A * 7/1996 Donnelly 224/576
D478,418 S * 8/2003 Badillo et al. D3/218
D548,960 S * 8/2007 Tages et al. D3/218
D550,450 S * 9/2007 Dong D3/218
D564,753 S * 3/2008 Tages et al. D3/218

1 Claim, 4 Drawing Sheets




FIG. 1




FIG. 2

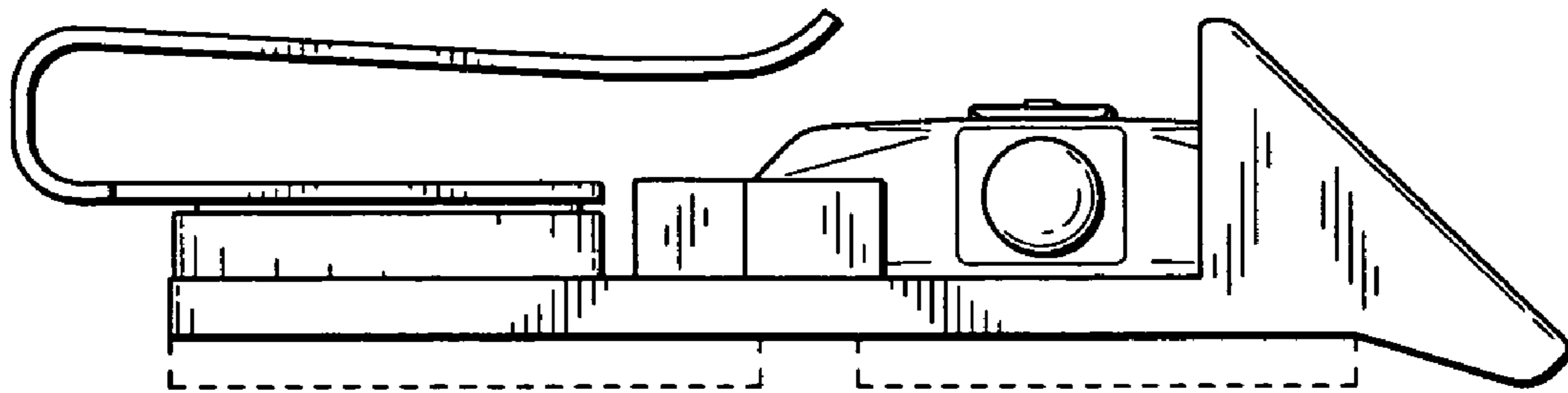


FIG. 3

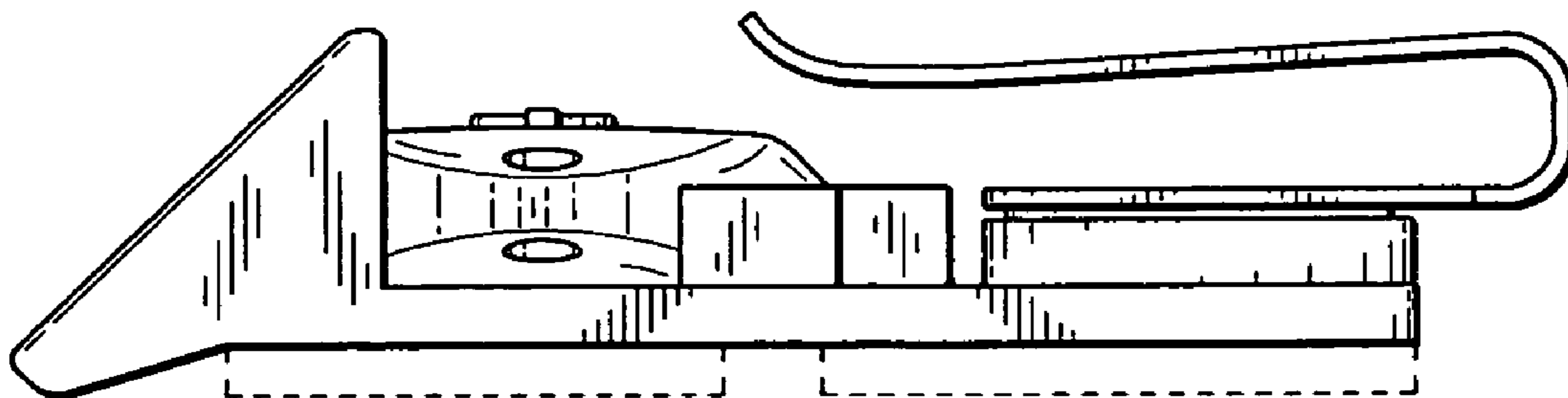


FIG. 4

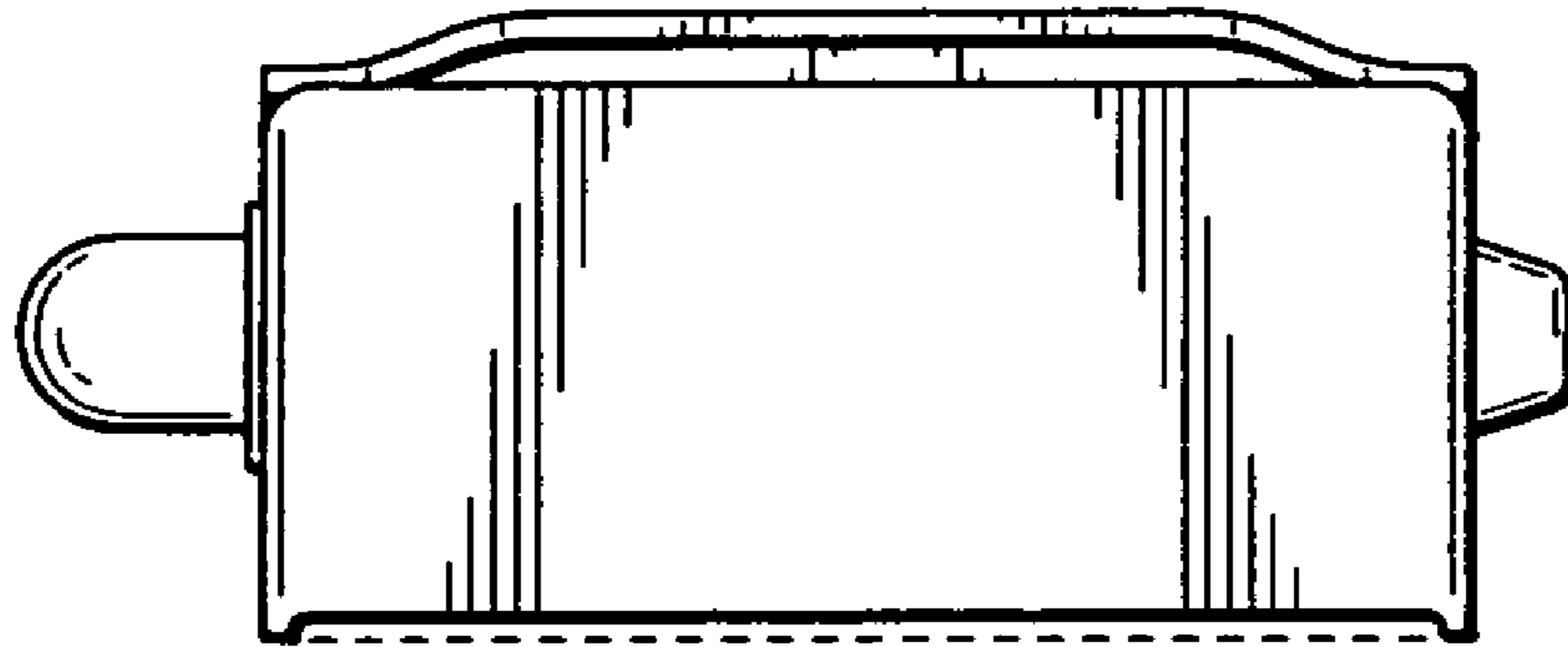


FIG. 5

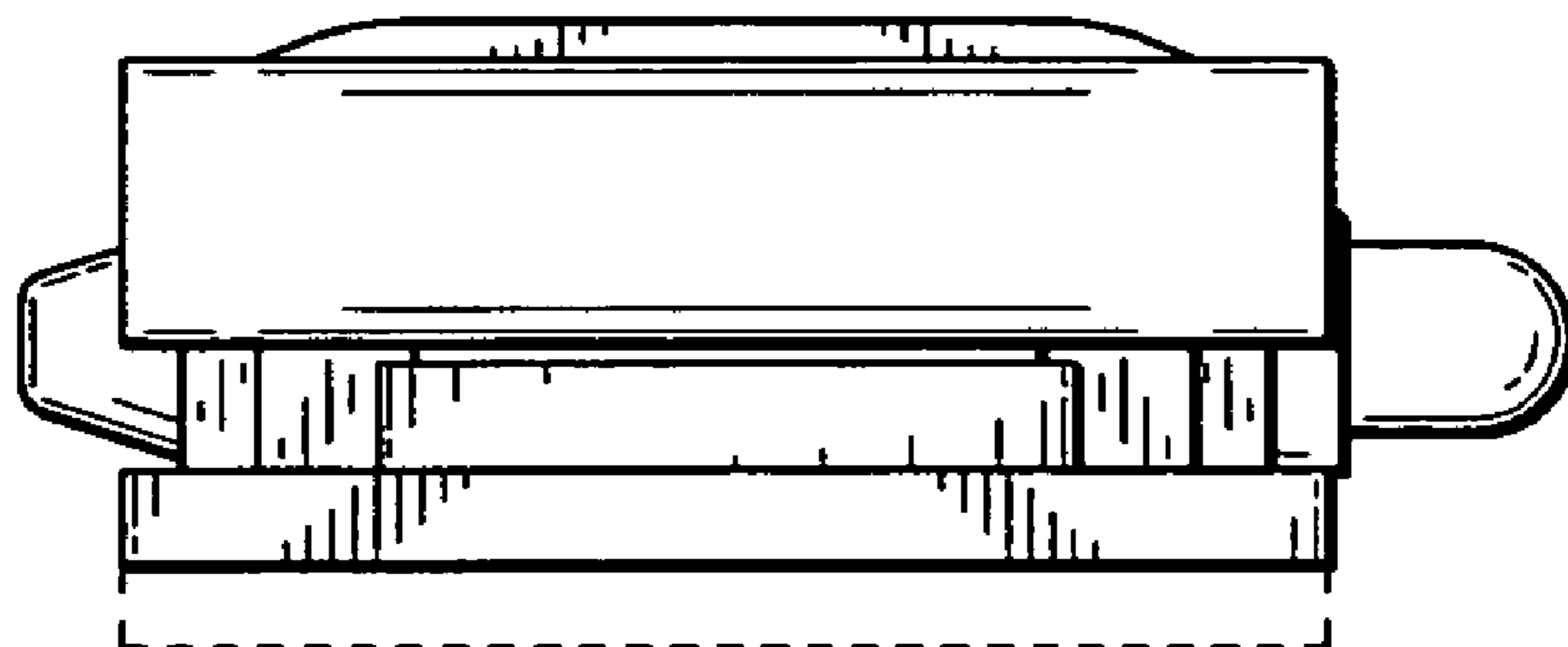


FIG. 6

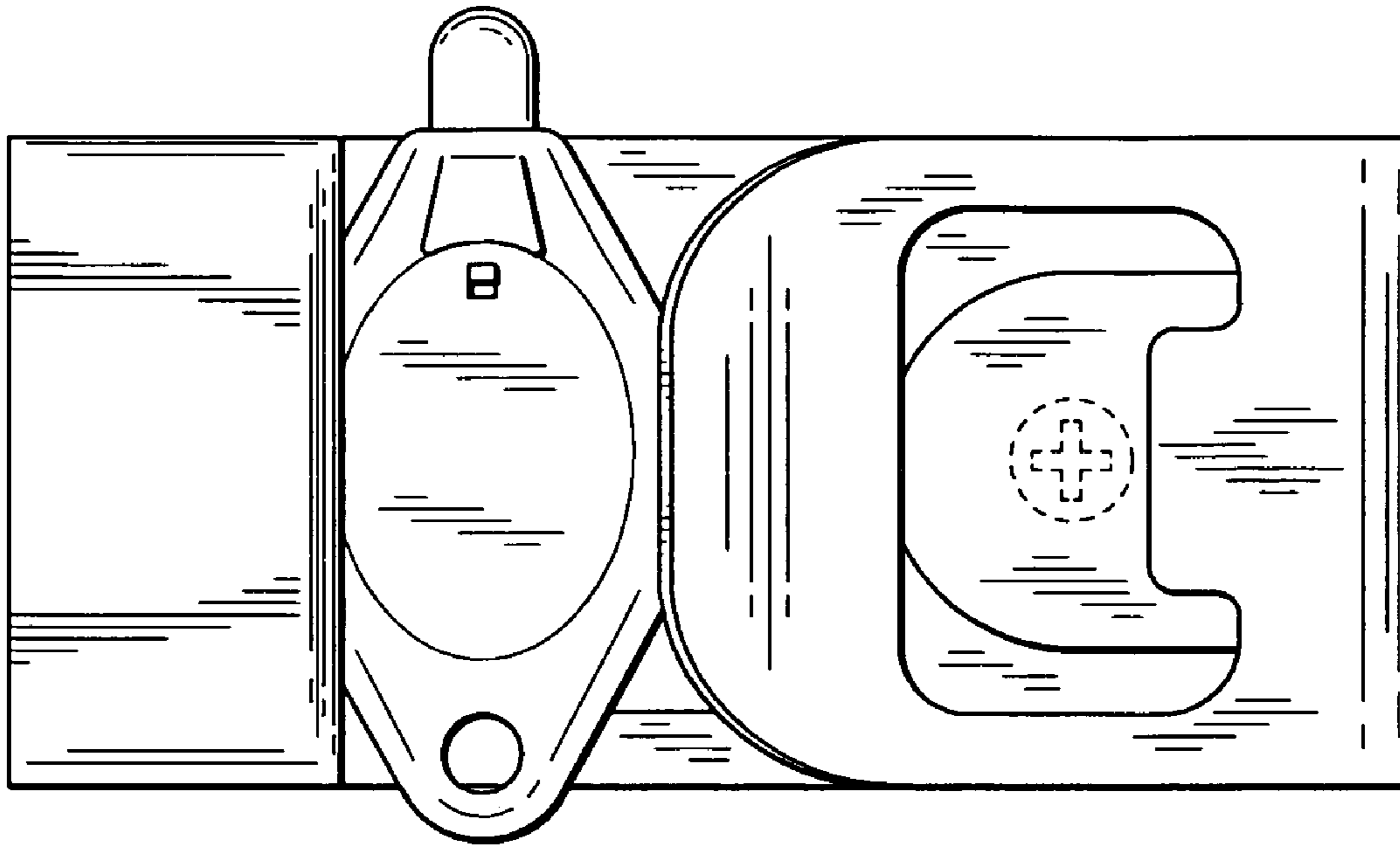


FIG. 7

