

US00D609459S

(12) **United States Design Patent**  
**Ferren et al.**

(10) **Patent No.:** **US D609,459 S**  
(45) **Date of Patent:** **\*\* Feb. 9, 2010**

(54) **EXPANDABLE BACKPACK**

(75) Inventors: **Michael C. Ferren**, Seattle, WA (US);  
**Michael A. Valencia**, El Dorado Hills,  
CA (US)

(73) Assignee: **Michael Valencia**, El Dorado Hills, CA  
(US)

(\*\*) Term: **14 Years**

(21) Appl. No.: **29/280,176**

(22) Filed: **May 18, 2007**

(51) **LOC (9) Cl.** ..... **03-01**

(52) **U.S. Cl.** ..... **D3/217; D3/216; D3/270**

(58) **Field of Classification Search** ..... **D2/830;**  
**D3/214, 215, 216, 217, 270; 224/153, 577,**  
**224/578**

See application file for complete search history.

(56) **References Cited**

**U.S. PATENT DOCUMENTS**

2,875,869	A *	3/1959	Friedman	.....	206/8
D290,422	S *	6/1987	Brouman	.....	D2/866
D318,174	S *	7/1991	Hanson	.....	D3/269
5,173,970	A *	12/1992	Shifrin	.....	2/410
D348,151	S	6/1994	Acheson		
D350,228	S *	9/1994	Poire	.....	D3/217
5,370,287	A *	12/1994	Cormier	.....	224/153
D355,757	S *	2/1995	Pollack	.....	D3/217
D355,758	S *	2/1995	Poire	.....	D3/217
D360,072	S *	7/1995	Poire	.....	D3/217
D369,524	S *	5/1996	Gunter et al.	.....	D7/606
D374,972	S *	10/1996	Nelson et al.	.....	D29/122

5,799,335	A *	9/1998	Ethier	.....	2/209.11
D402,460	S *	12/1998	Moor	.....	D3/217
5,950,895	A *	9/1999	Zakarin	.....	224/645
D423,210	S *	4/2000	Zakarin	.....	D3/217
D435,385	S *	12/2000	Eskandry	.....	D6/633
6,167,569	B1 *	1/2001	Conner, IV	.....	2/209.11
7,069,599	B2 *	7/2006	Guerra	.....	2/209.11
D543,021	S *	5/2007	Lee et al.	.....	D3/217
7,257,845	B1 *	8/2007	Conner, IV	.....	2/209.12
D549,931	S *	9/2007	Melton	.....	D2/882

\* cited by examiner

*Primary Examiner*—Celia A Murphy

(74) *Attorney, Agent, or Firm*—Temmerman Law Office;  
Mathew J. Temmerman

(57) **CLAIM**

We claim the design for an expandable backpack, as shown.

**DESCRIPTION**

FIG. 1 is a front perspective view of an expandable backpack showing our new design;

FIG. 2 is a front perspective view thereof showing an expansion section opened;

FIG. 3 is a bottom view thereof;

FIG. 4 is a top view thereof;

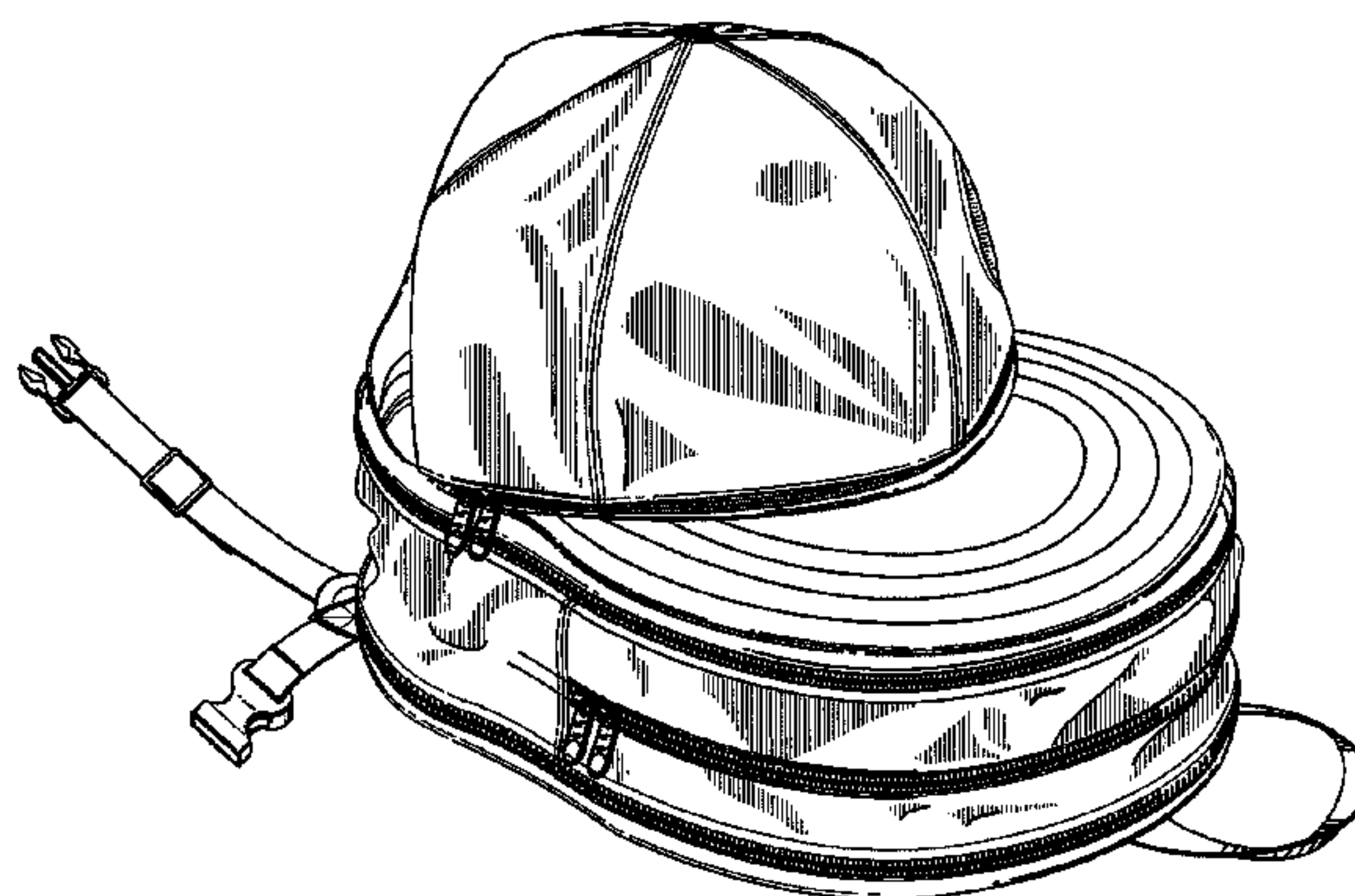

FIG. 5 is a left side view thereof;


FIG. 6 is a right side view thereof;

FIG. 7 is a front view thereof; and,

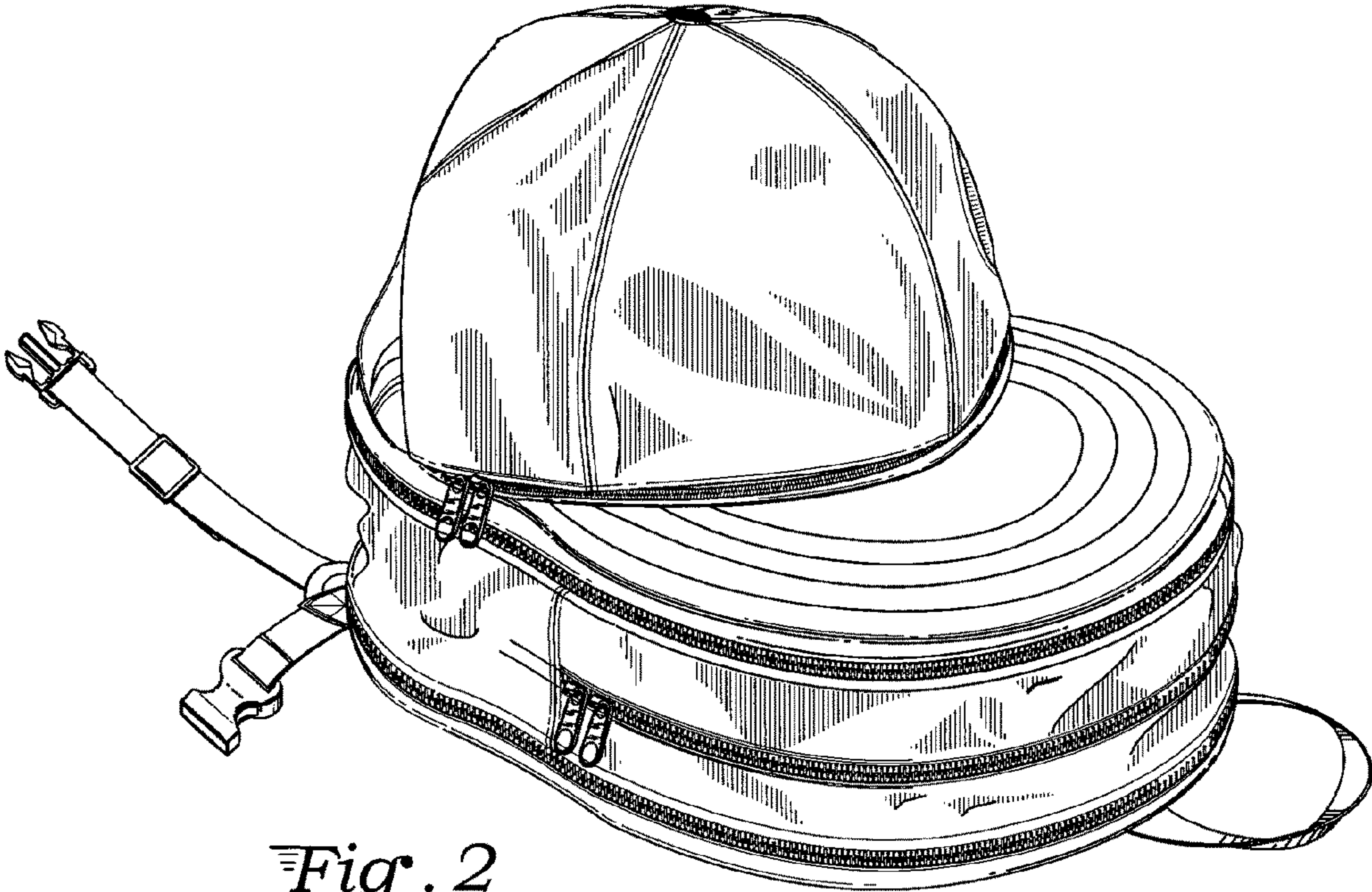
FIG. 8 is a rear view thereof.

**1 Claim, 5 Drawing Sheets**



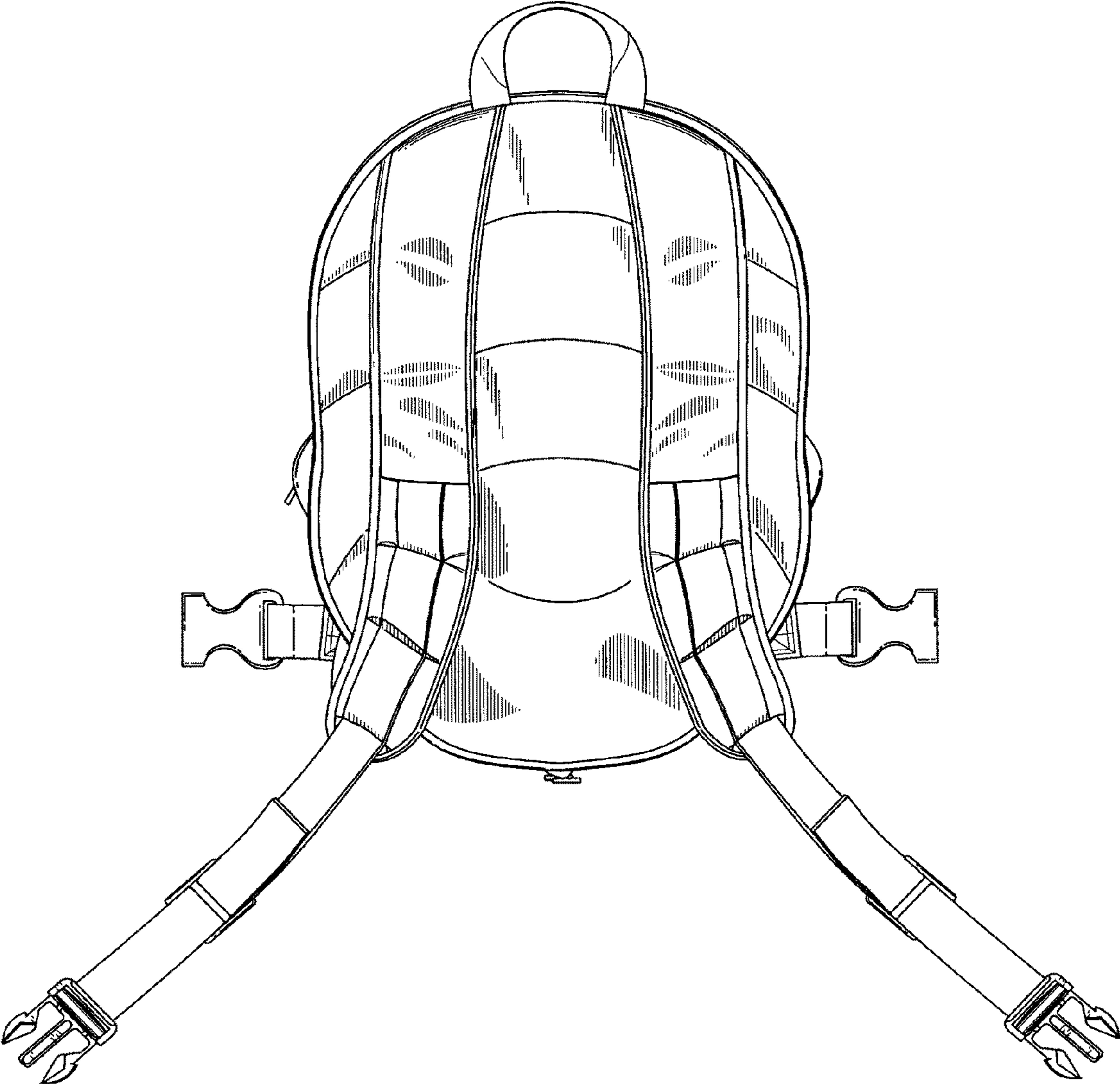


*Fig. 1*

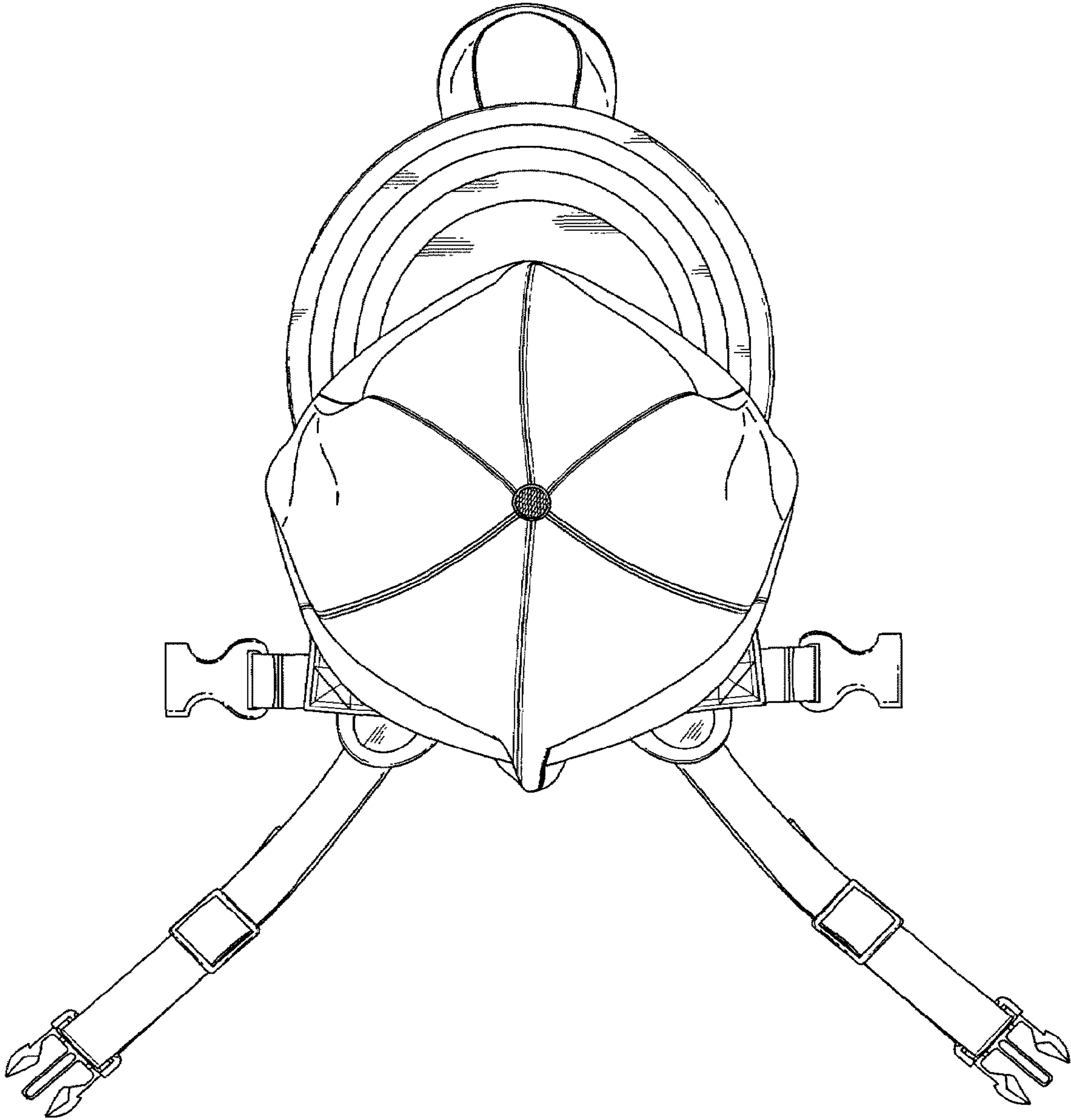


*Fig. 2*





*Fig. 3*



*Fig. 4*

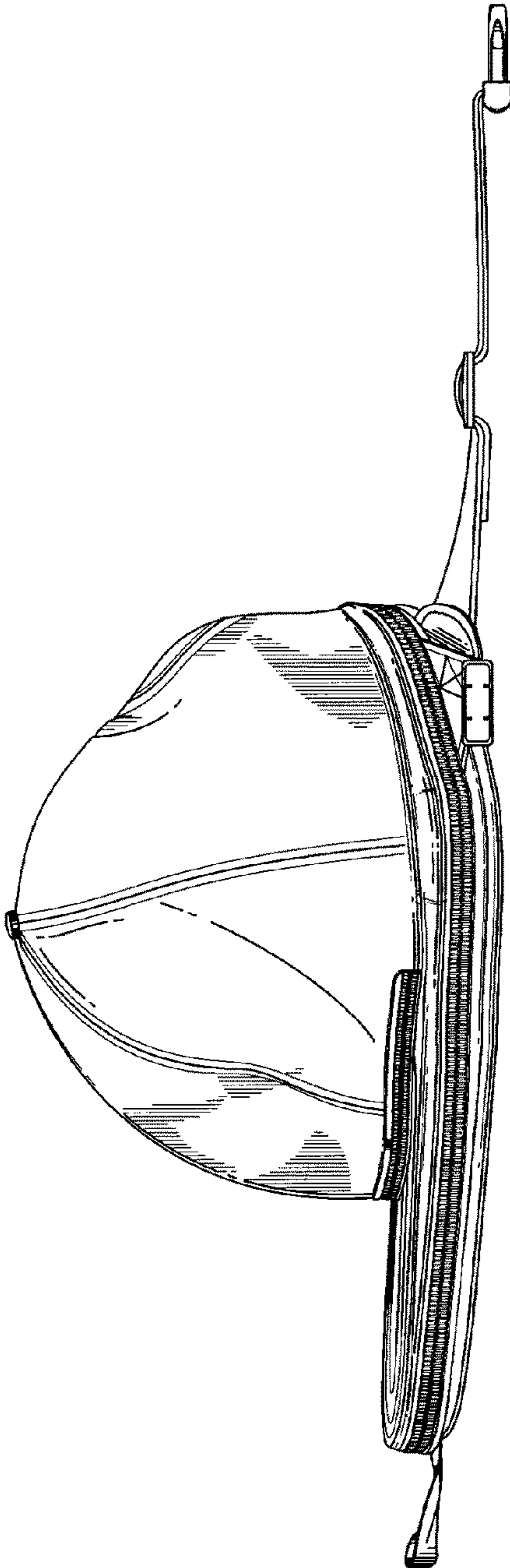


Fig. 5

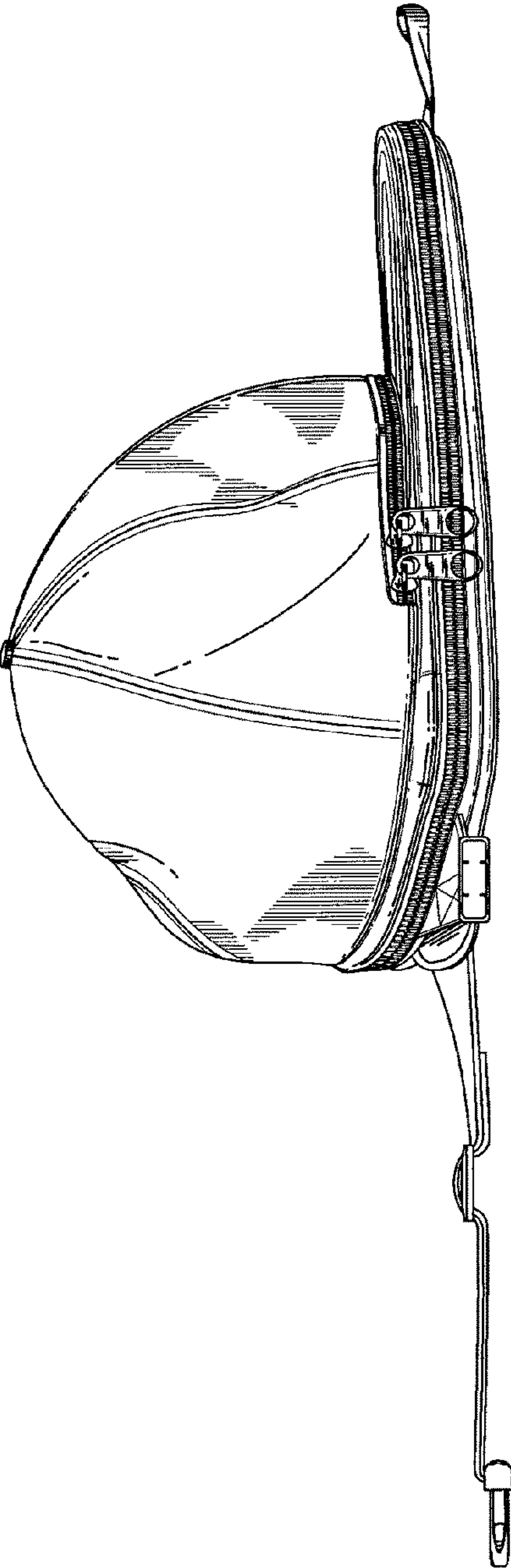
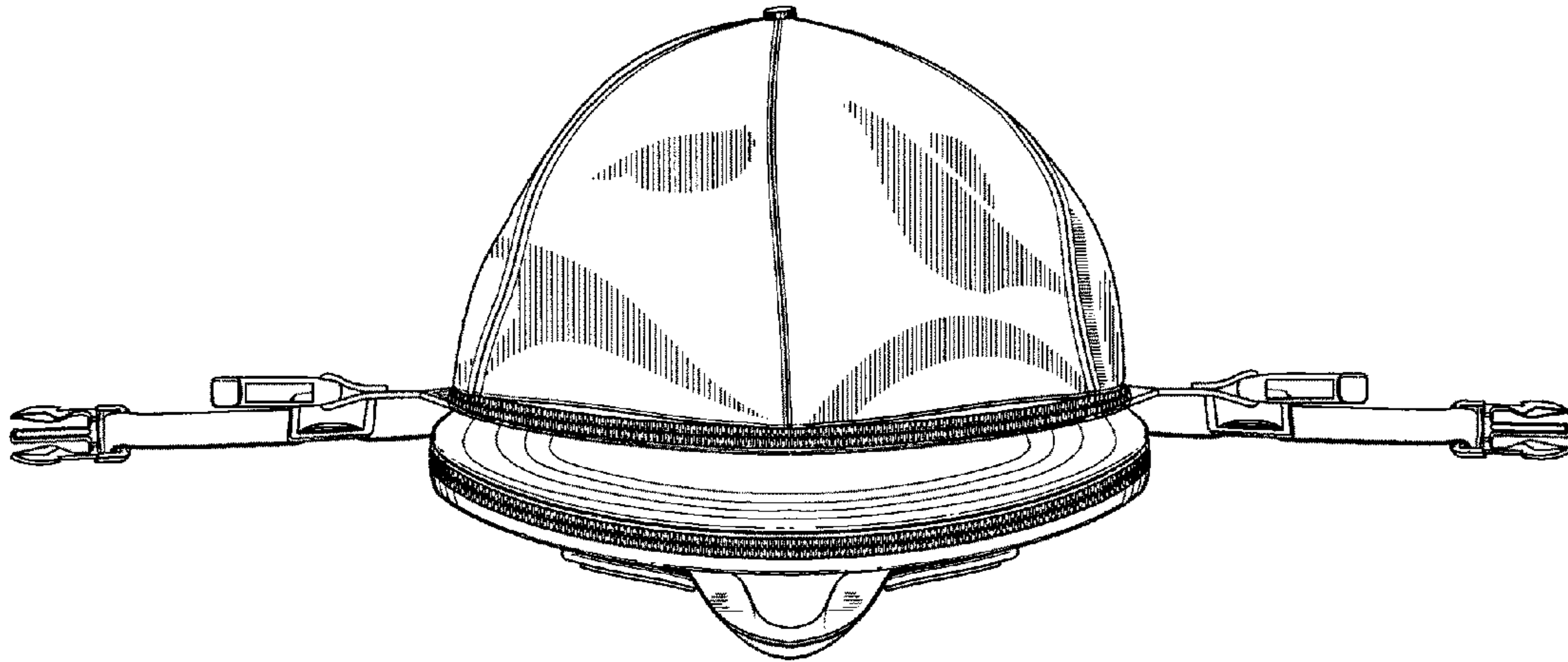
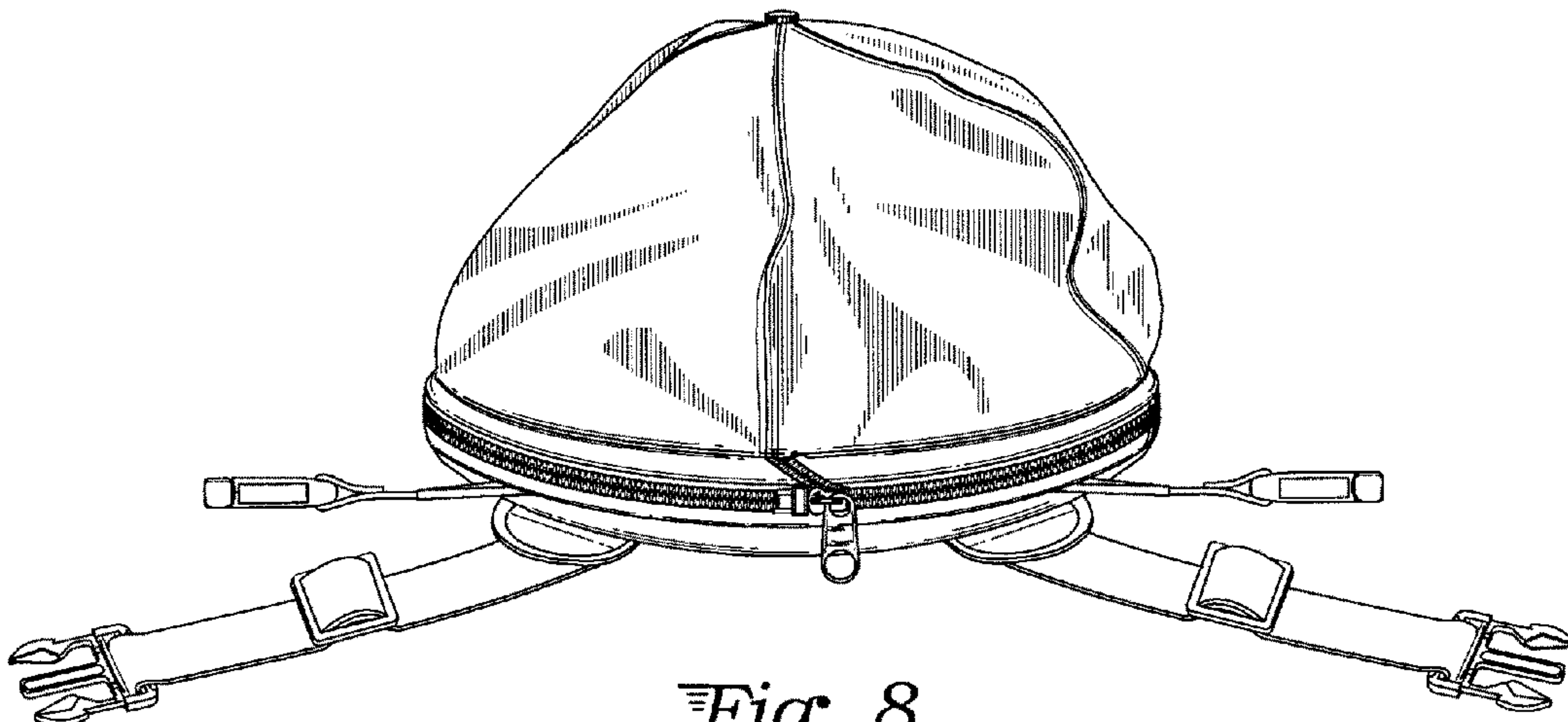


Fig. 6



*Fig. 7*



*Fig. 8*