

US00D609447S

(12) **United States Design Patent**
Choi

(10) **Patent No.:** **US D609,447 S**
(45) **Date of Patent:** **** Feb. 9, 2010**

(54) **FOOTWEAR**

(75) Inventor: **Sandra Choi**, London (GB)

(73) Assignee: **J. Choo Limited**, London (GB)

(**) Term: **14 Years**

(21) Appl. No.: **29/308,910**

(22) Filed: **Jul. 14, 2008**

(30) **Foreign Application Priority Data**

Jan. 15, 2008 (EM) 000862396-0006

(51) **LOC (9) Cl.** **02-99**

(52) **U.S. Cl.** **D2/971**

(58) **Field of Classification Search** D2/896,
D2/925-942, 946, 947, 969, 971; 36/1, 83,
36/8.3, 45-58, 25 R-25 A

See application file for complete search history.

(56) **References Cited**

U.S. PATENT DOCUMENTS

D91,534 S *	2/1934	Morali	D2/930
D91,535 S *	2/1934	Morali	D2/932
1,977,995 A	10/1934	Morali		
D99,353 S *	4/1936	Kyros	D2/935
D104,877 S *	6/1937	Perugia	D2/939
D106,546 S *	10/1937	Sholtz	D2/935
D106,547 S *	10/1937	Sutton	D2/942
D106,644 S *	10/1937	Benjamin	D2/939
D129,120 S *	8/1941	Joyce	D2/927
D131,064 S *	1/1942	Julianelli	D2/940
D131,170 S *	1/1942	Wolock	D2/932
D131,543 S *	3/1942	Vivier	D2/927
D133,445 S *	8/1942	Sutcliffe	D2/932
D144,356 S *	4/1946	Colwell	D2/930
D158,389 S *	5/1950	Lakow	D2/971

D179,486 S *	1/1957	Levine	D2/942
D524,022 S *	7/2006	Kelsey	D2/971
D525,019 S *	7/2006	Kelsey	D2/971
D585,633 S *	2/2009	Lawler	D2/929

OTHER PUBLICATIONS

U.S. Appl. No. 29/308,421, filed Jun. 16, 2008; First-named inventor Choi.

U.S. Appl. No. 29/308,905, filed Jun. 14, 2008; First-named inventor Choi.

U.S. Appl. No. 29/308,907, filed Jun. 14, 2008; First-named Guers-Neyraud.

Vintage Shoe; front view; Photograph.

Vintage Shoe; side view; Photograph.

* cited by examiner

Primary Examiner—Dominic Simone

(74) *Attorney, Agent, or Firm*—Fross Zelnick Lehrman & Zissu, P.C.; Lawrence E. Apolzon, Esq.

(57) **CLAIM**

The ornamental design for footwear, as shown and described.

DESCRIPTION

FIG. 1 is a front perspective view of a shoe showing my footwear design;

FIG. 2 is a left side view of the footwear shown in FIG. 1;

FIG. 3 is a right side view of the footwear shown in FIG. 1;


FIG. 4 is a front view of the footwear shown in FIG. 1;

FIG. 5 is a rear view of the footwear shown in FIG. 1; and,

FIG. 6 is a top view of the footwear shown in FIG. 1.

The broken line showing of a sole, heel, heel cap, zipper, and zipper pull, is for illustrative purposes only and forms no part of the claimed design.

1 Claim, 6 Drawing Sheets






FIG. 1




FIG. 2




FIG. 3

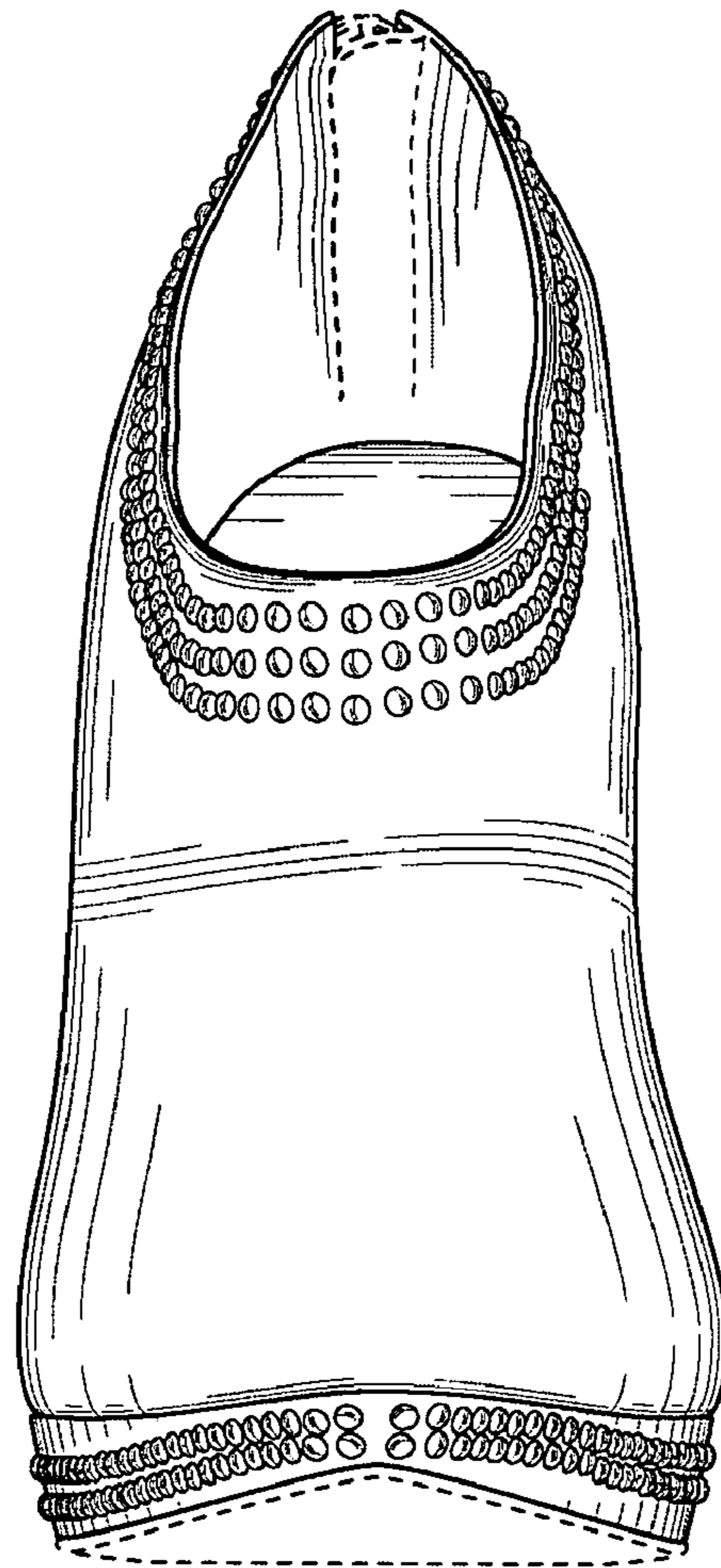


FIG. 4

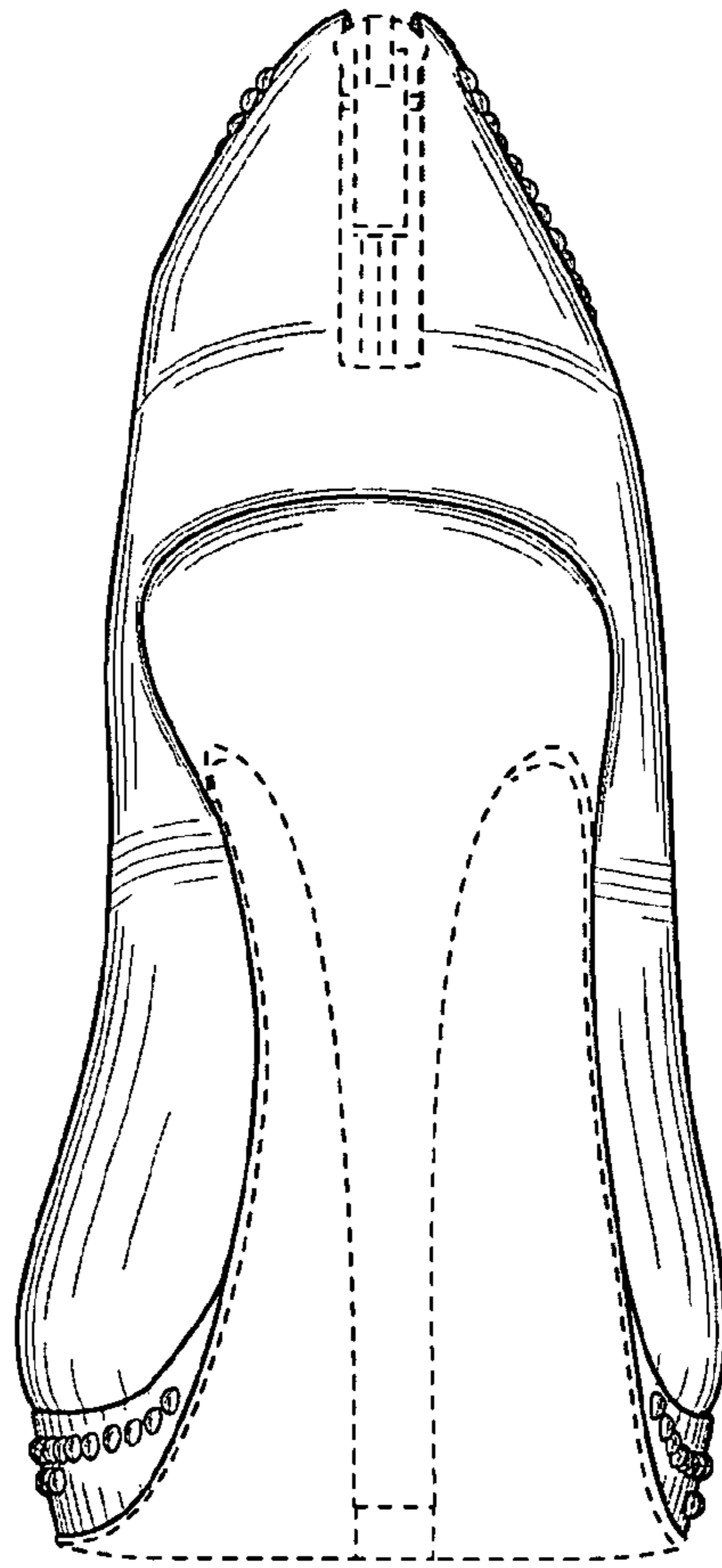


FIG. 5

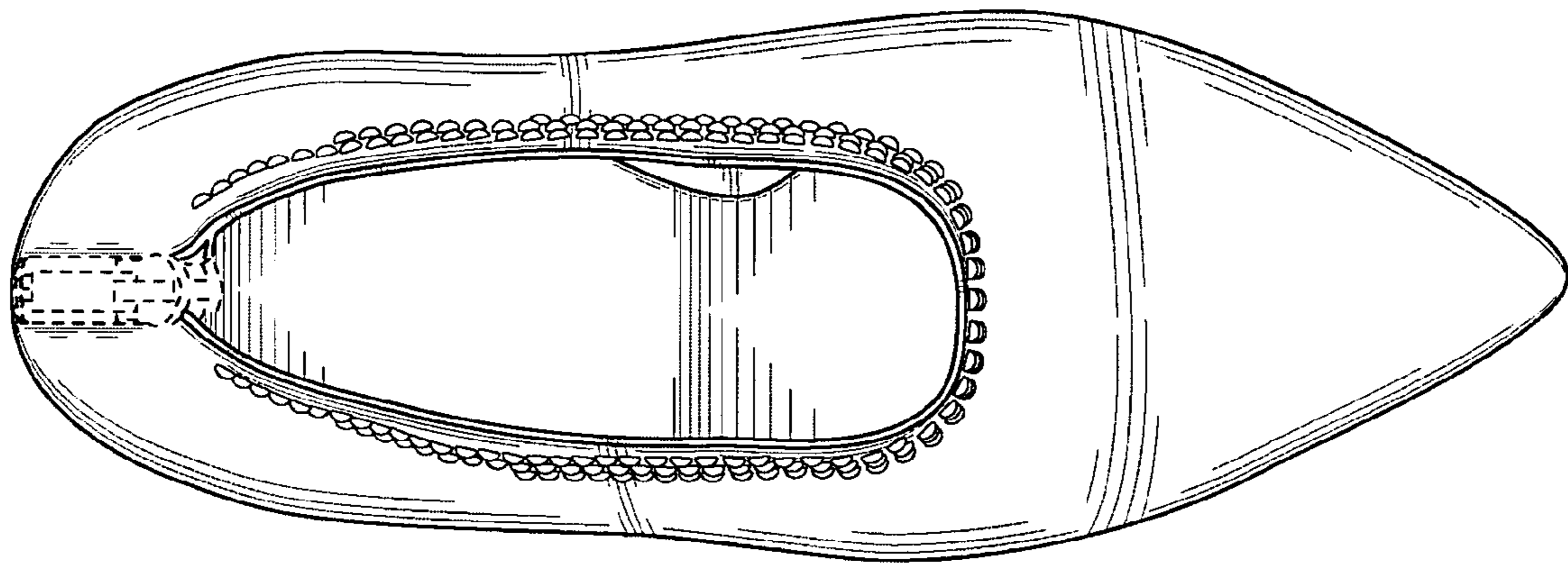


FIG. 6