



US00D609445S

(12) **United States Design Patent**  
**Zhu**

(10) **Patent No.:** **US D609,445 S**  
(45) **Date of Patent:** **\*\* Feb. 9, 2010**

(54) **SHOE UPPER**

(75) Inventor: **Julie Zhu**, Redondo Beach, CA (US)

(73) Assignee: **Skechers U.S.A., Inc. II**, Manhattan Beach, CA (US)

(\*\*) Term: **14 Years**

(21) Appl. No.: **29/341,581**

(22) Filed: **Aug. 7, 2009**

(51) **LOC (9) Cl.** ..... **02-99**

(52) **U.S. Cl.** ..... **D2/969**

(58) **Field of Classification Search** ..... D2/896,  
D2/902, 906-908, 943, 944, 969, 972-974;  
36/45-49, 50.1, 77 M, 77 R, 83, 88, 113,  
36/114, 126-131

See application file for complete search history.

(56) **References Cited**

**U.S. PATENT DOCUMENTS**

D245,128 S *	7/1977	Fukuoka	.....	D2/943
D335,947 S *	6/1993	Shelley	.....	D2/906
D417,948 S	12/1999	Cooper		
D449,922 S	11/2001	Pollastrelli		
D460,609 S	7/2002	Belley		
D495,126 S *	8/2004	Patt	.....	D2/972
D498,354 S *	11/2004	Smith	.....	D2/972
D498,913 S	11/2004	Cass		
D500,403 S *	1/2005	Belley et al.	.....	D2/969
D501,982 S	2/2005	Belley et al.		
D502,798 S *	3/2005	Belley et al.	.....	D2/969
D513,836 S *	1/2006	Magro et al.	.....	D2/943
D517,294 S *	3/2006	Belley et al.	.....	D2/969
D517,303 S *	3/2006	Laberge	.....	D2/969

D524,528 S *	7/2006	Teague	.....	D2/972
D529,708 S	10/2006	Caine		
D530,074 S	10/2006	Caine		
D538,022 S	3/2007	Belley et al.		
D543,348 S	5/2007	Fullum		
D544,687 S	6/2007	Caine		
D553,345 S	10/2007	Rasmussen		
D559,520 S *	1/2008	Belley et al.	.....	D2/969
D570,591 S *	6/2008	Farys et al.	.....	D2/972
D583,546 S	12/2008	Henderson		
D587,445 S *	3/2009	Amphyon	.....	D2/972

\* cited by examiner

*Primary Examiner*—Dominic Simone

(74) *Attorney, Agent, or Firm*—Marshall A. Lerner; Marvin H. Kleinberg; Kleinberg & Lerner, LLP

(57) **CLAIM**

The ornamental design for a shoe upper, as shown and described.

**DESCRIPTION**

FIG. 1 is a perspective view of a shoe upper showing my new design;

FIG. 2 is a left side view thereof;

FIG. 3 is a right side view thereof;

FIG. 4 is a top plan view thereof;

FIG. 5 is a front plan view thereof; and,

FIG. 6 is a rear plan view thereof.

The broken line showing of the remainder of the shoe is for illustrative purposes only and forms no part of the claimed invention.

**1 Claim, 5 Drawing Sheets**

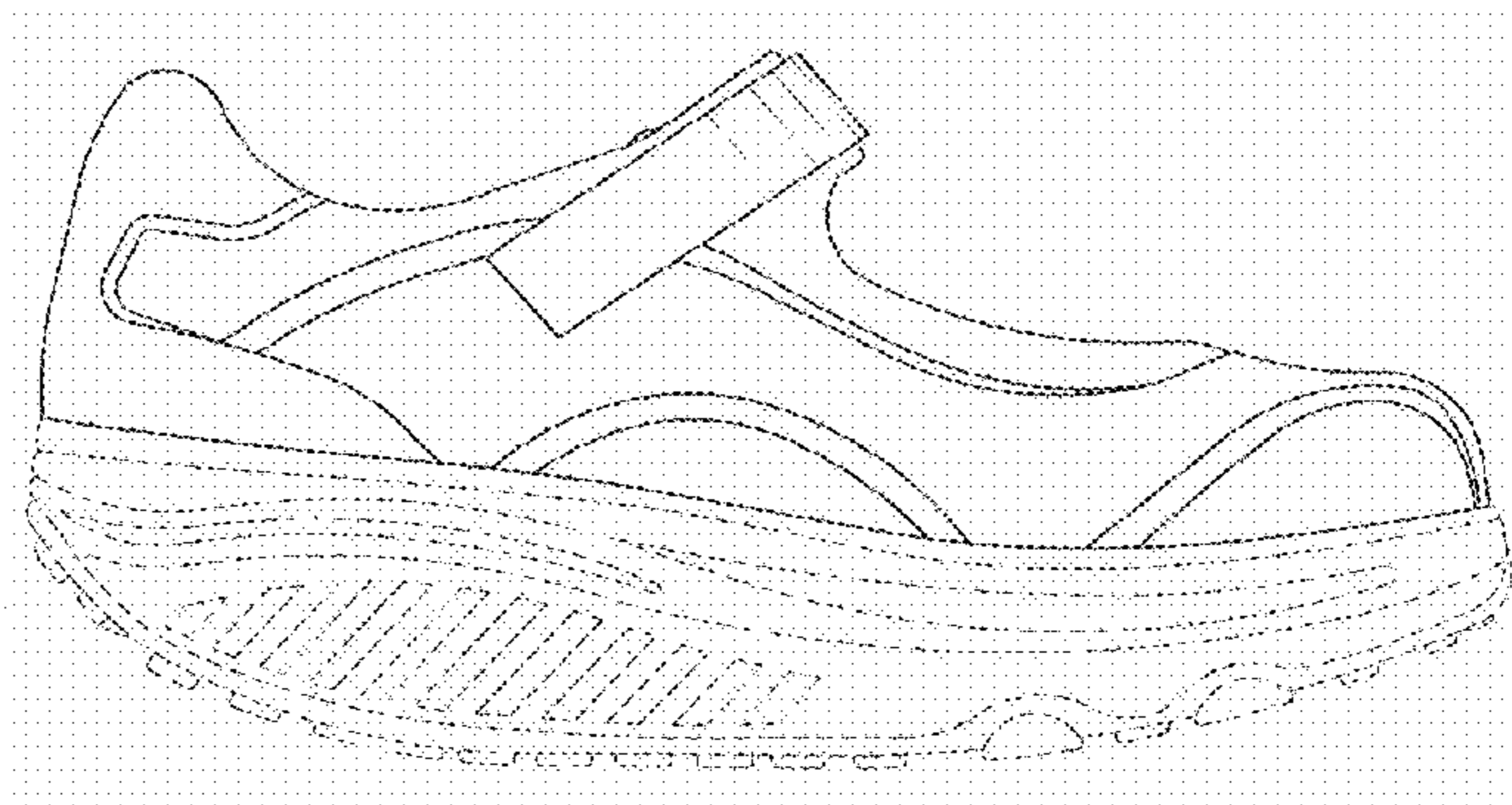
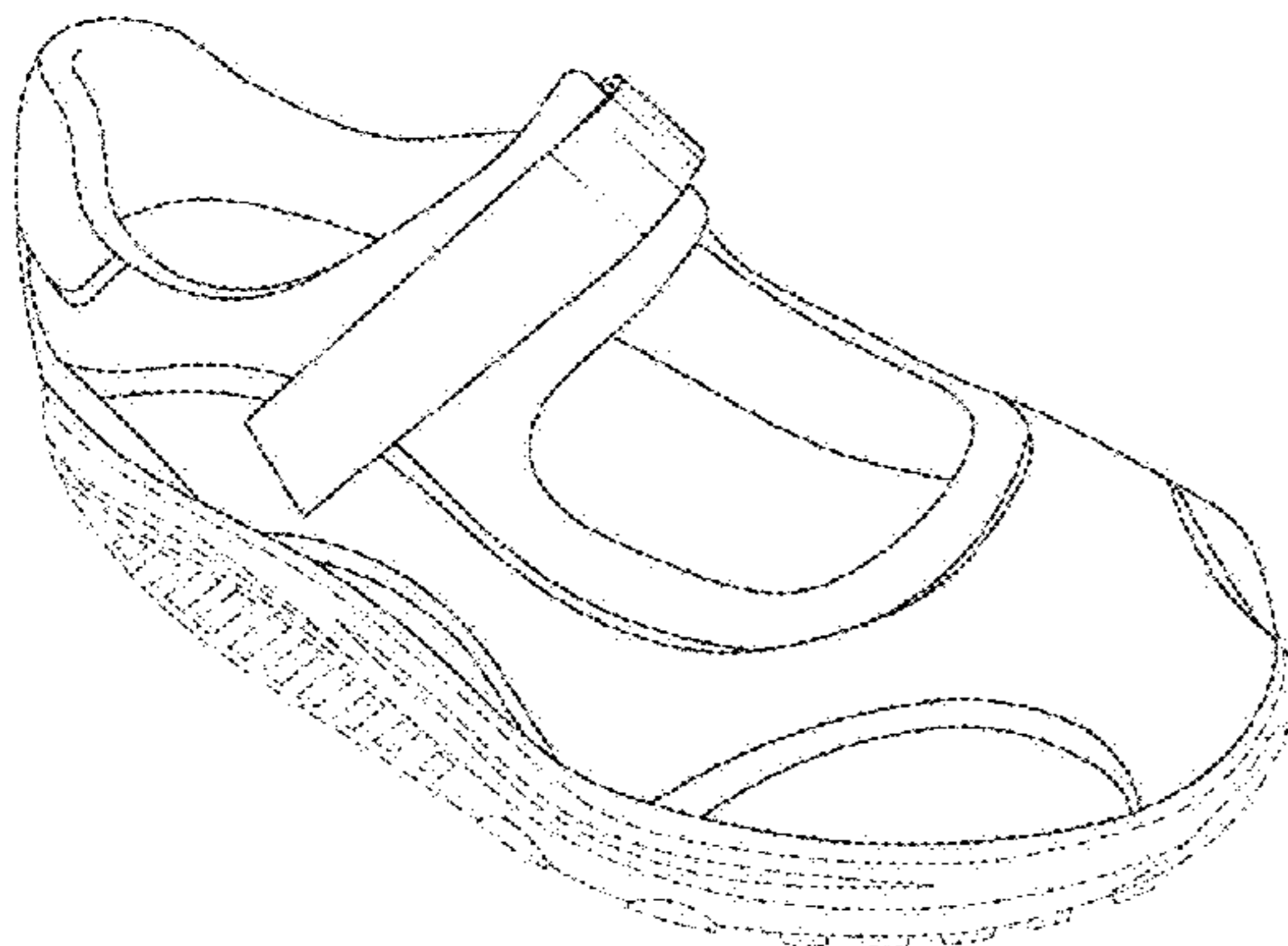


FIG. 1

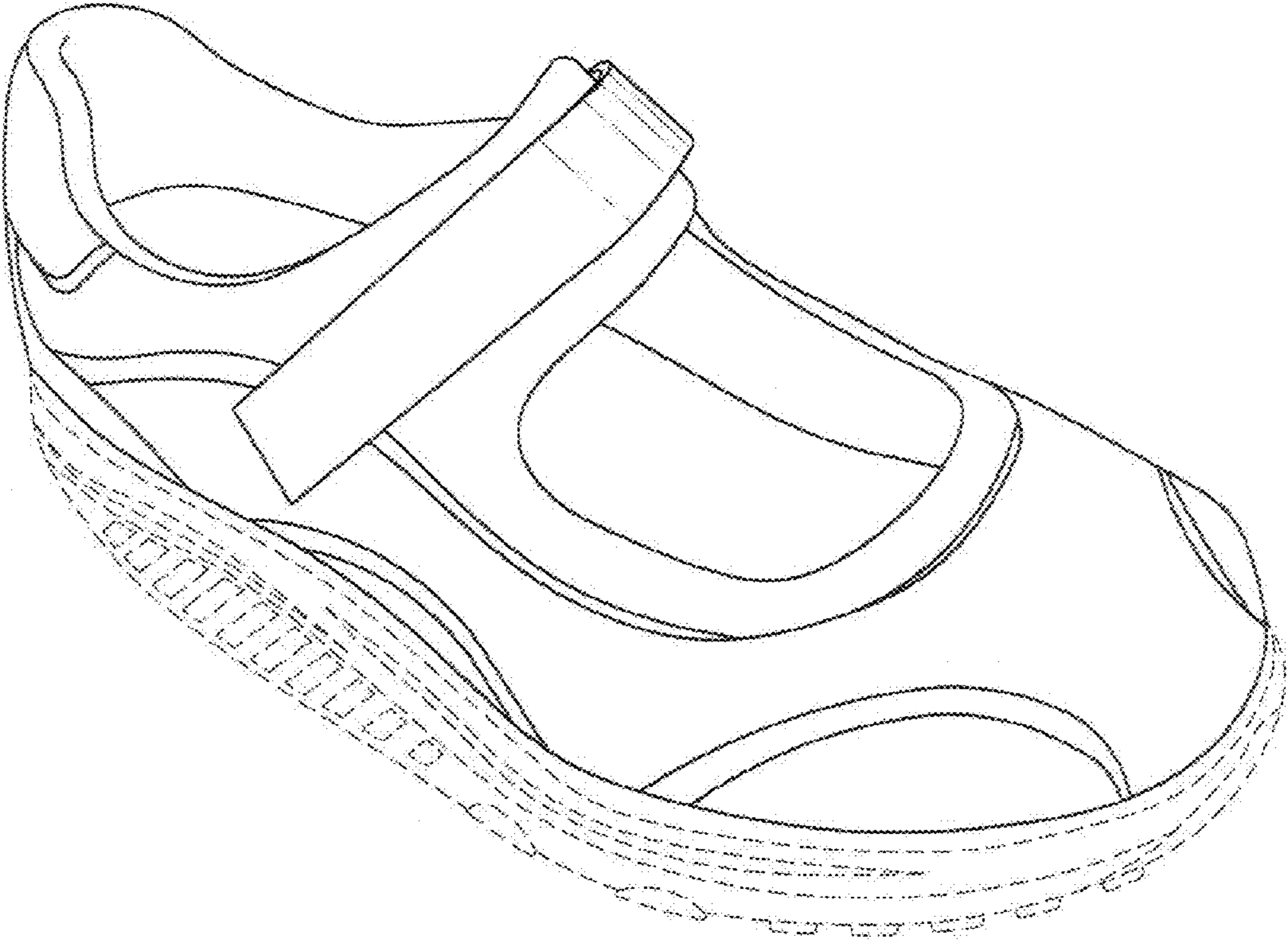
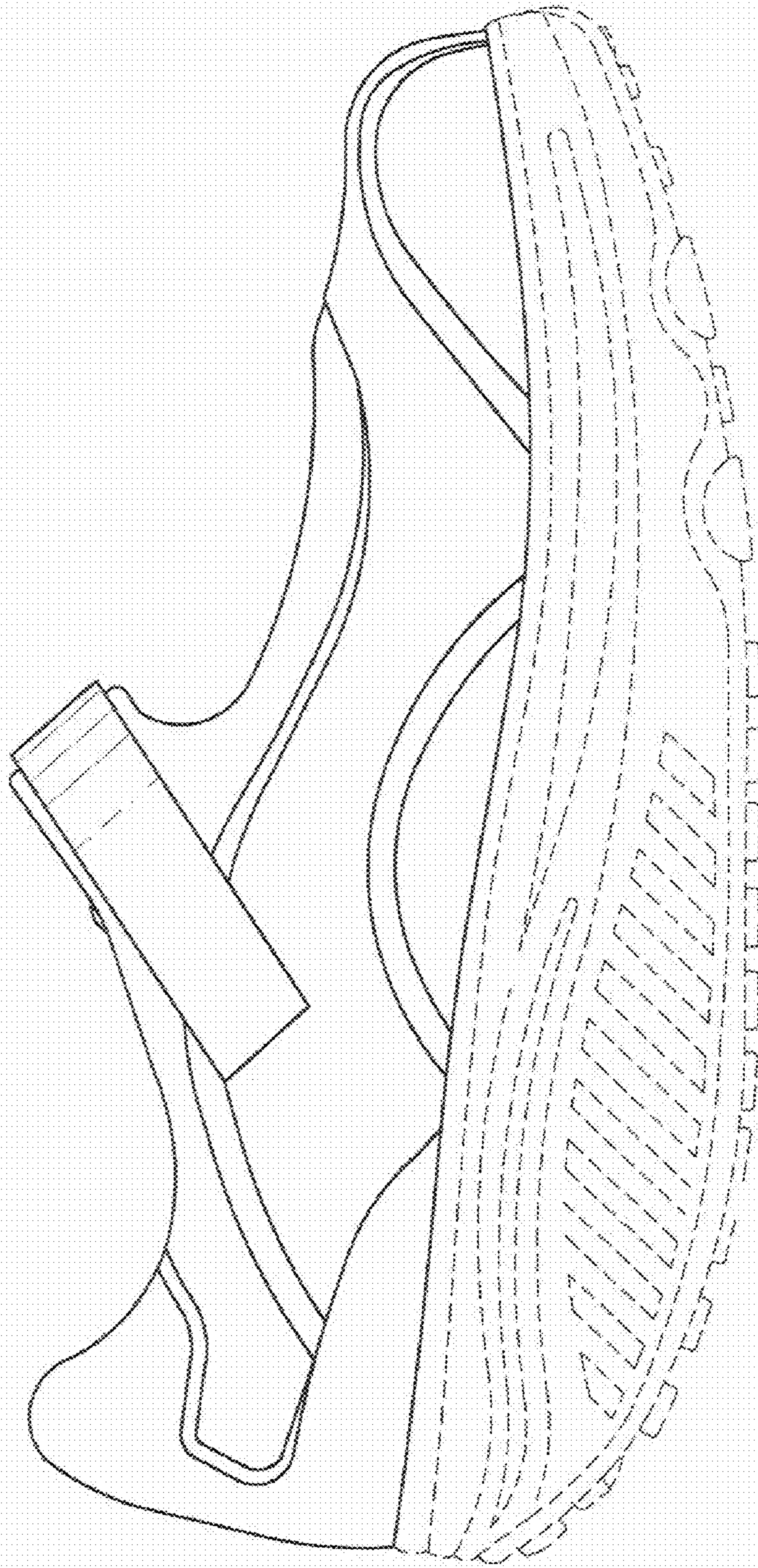




FIG. 2



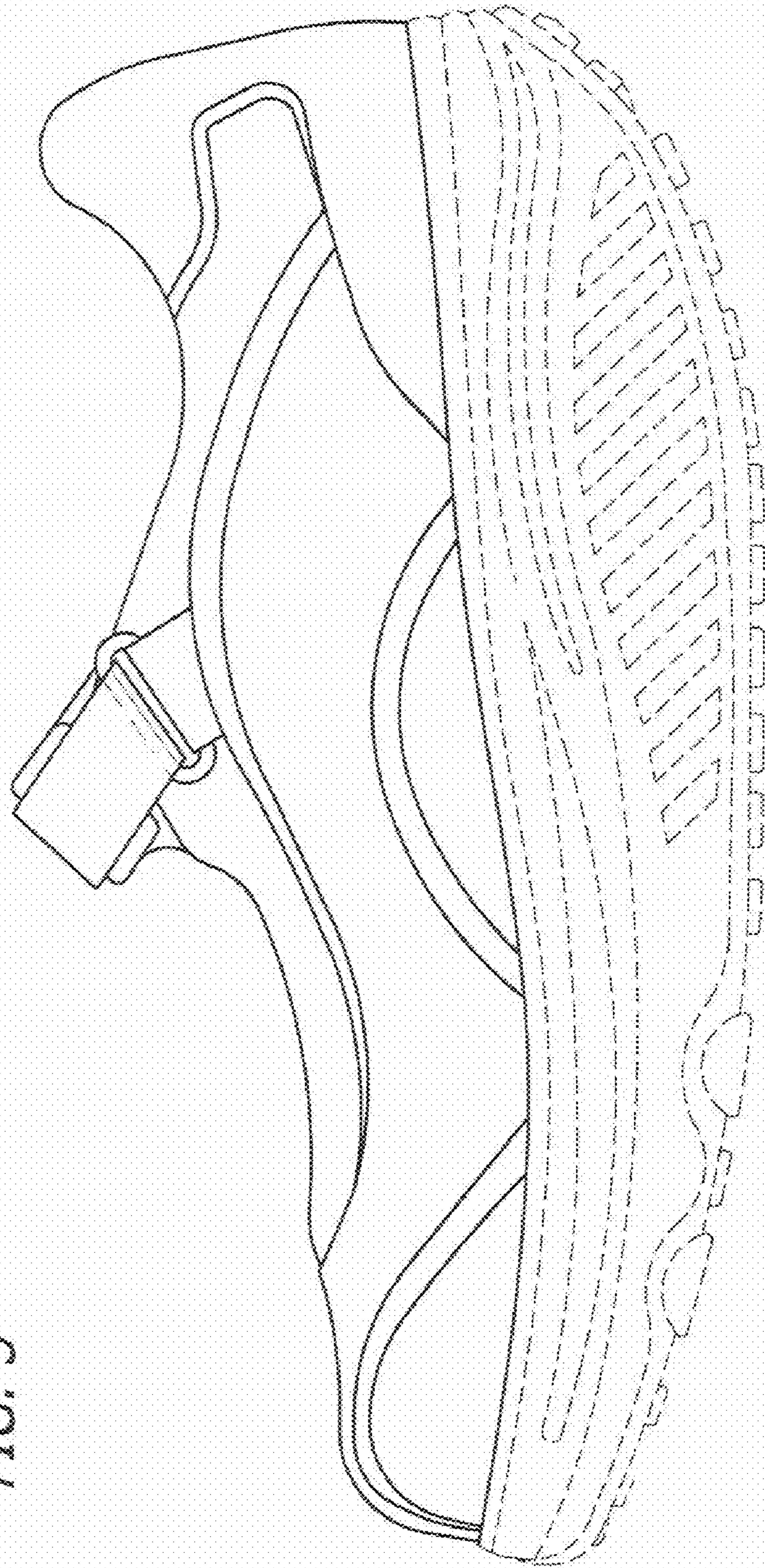


FIG. 3



FIG. 4

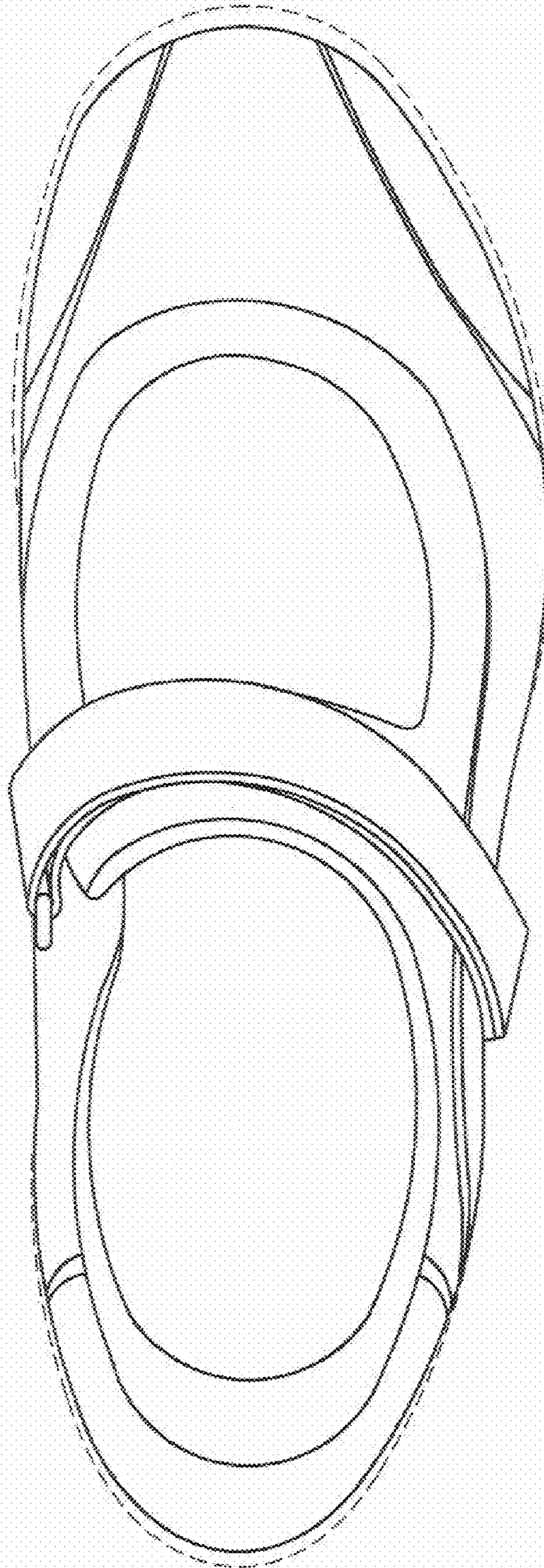


FIG. 6

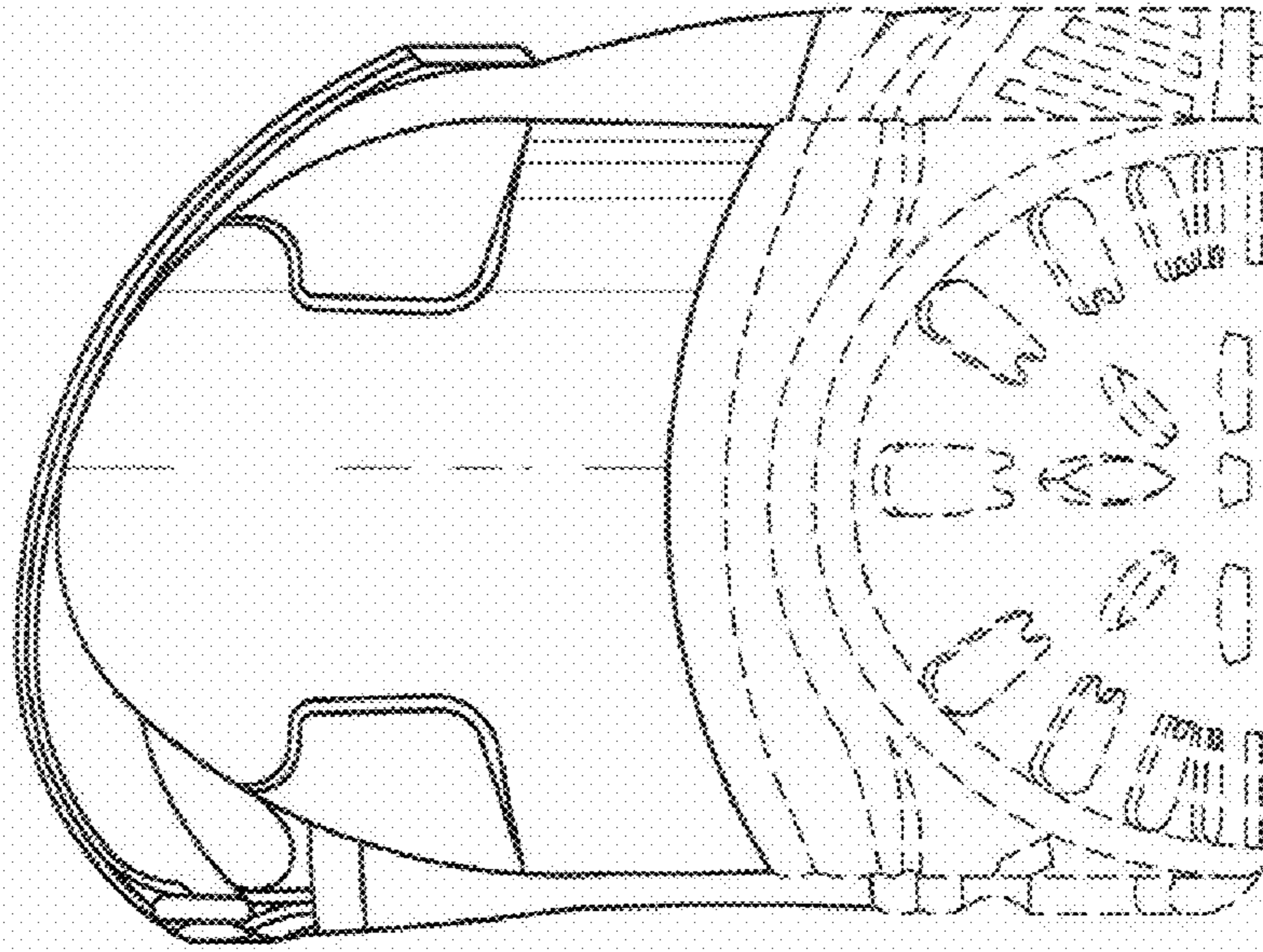


FIG. 5

