



US00D609441S

(12) **United States Design Patent**  
**Wawrousek**

(10) **Patent No.:** **US D609,441 S**  
(45) **Date of Patent:** **\*\* Feb. 9, 2010**

(54) **SHOE SOLE**

(75) Inventor: **Christopher Wawrousek**, Somerville,  
MA (US)

(73) Assignee: **New Balance Athletic Shoe, Inc.**,  
Boston, MA (US)

(\*\*) Term: **14 Years**

(21) Appl. No.: **29/292,773**

(22) Filed: **Oct. 26, 2007**

(51) **LOC (9) Cl.** ..... **02-04**

(52) **U.S. Cl.** ..... **D2/957; D2/951; D2/953;**  
D2/959; D2/960

(58) **Field of Classification Search** ..... D2/897,  
D2/898, 899, 902, 947-960; 36/3 B, 22 R,  
36/24.5, 25 R, 59 C, 103  
See application file for complete search history.

(56) **References Cited**

**U.S. PATENT DOCUMENTS**

D394,947 S *	6/1998	Avar	.....	D2/960
D433,790 S *	11/2000	Oliver	.....	D2/957
D433,791 S *	11/2000	Laberge	.....	D2/957
D434,550 S *	12/2000	LaBerge	.....	D2/957
D461,946 S *	8/2002	Burt	.....	D2/951
6,665,961 B2 *	12/2003	Kobayashi et al.	.....	36/127
D488,294 S *	4/2004	Lancon	.....	D2/957
D495,480 S *	9/2004	Laberge	.....	D2/960
D498,904 S *	11/2004	Lee	.....	D2/953
D501,294 S *	2/2005	Robbins et al.	.....	D2/954
D505,249 S *	5/2005	Urie	.....	D2/960
D530,492 S *	10/2006	McClaskie	.....	D2/957
D556,433 S *	12/2007	Le	.....	D2/957
D564,192 S *	3/2008	Covatch	.....	D2/959
D564,741 S *	3/2008	Covatch	.....	D2/957

D581,641 S *	12/2008	Bethke, Jr.	.....	D2/957
2003/0182820 A1 *	10/2003	Fuerst et al.	.....	36/11.5
2004/0205981 A1 *	10/2004	Cole	.....	36/30 R

\* cited by examiner

*Primary Examiner*—Celia A Murphy

(74) *Attorney, Agent, or Firm*—Goodwin Procter LLP

(57) **CLAIM**

The ornamental design for a shoe sole, as shown and described.

**DESCRIPTION**

FIG. 1 is a perspective right side view of a shoe sole showing the new design;

FIG. 2 is a perspective left side view of the shoe sole depicted in FIG. 1;

FIG. 3 is a left side elevational view of the shoe sole depicted in FIG. 1;

FIG. 4 is a right side elevational view of the shoe sole depicted in FIG. 1;

FIG. 5 is a front elevational view of the shoe sole depicted in FIG. 1;

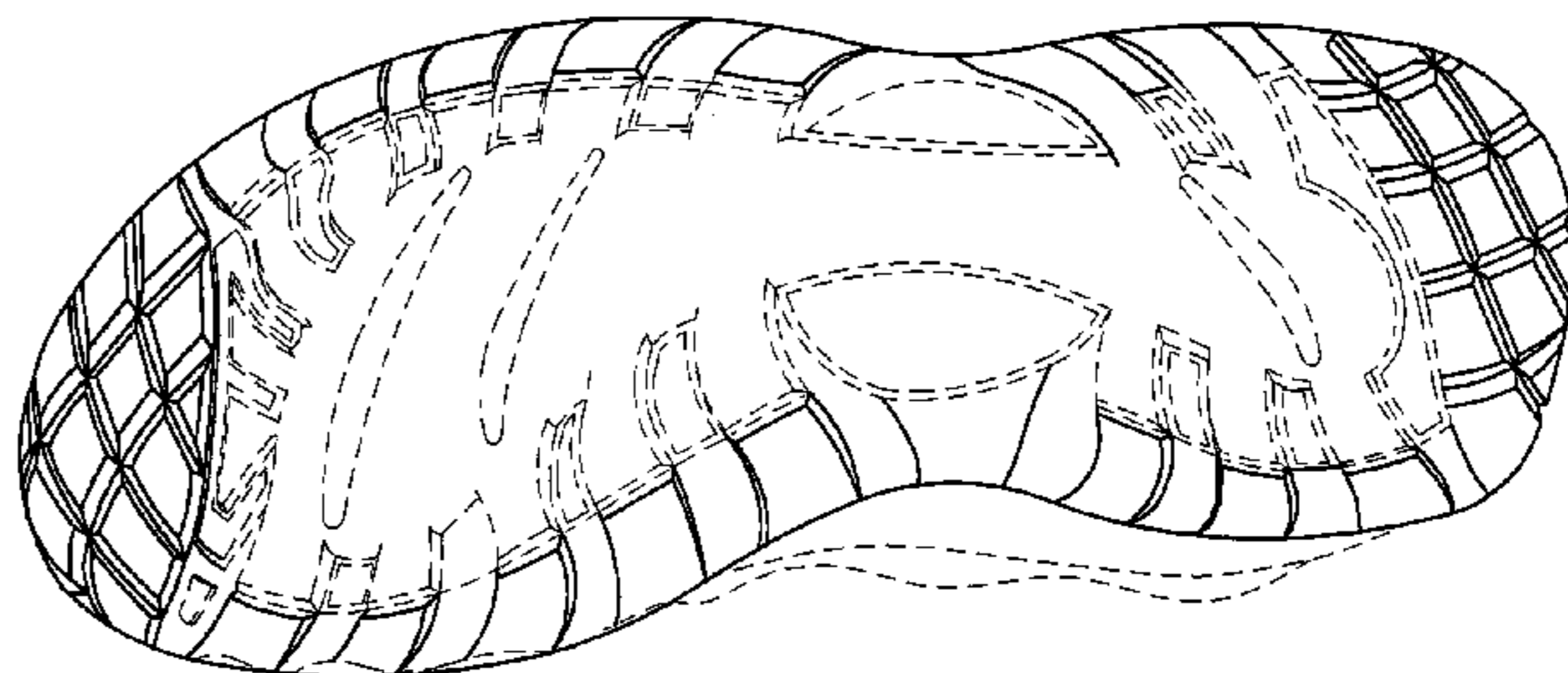
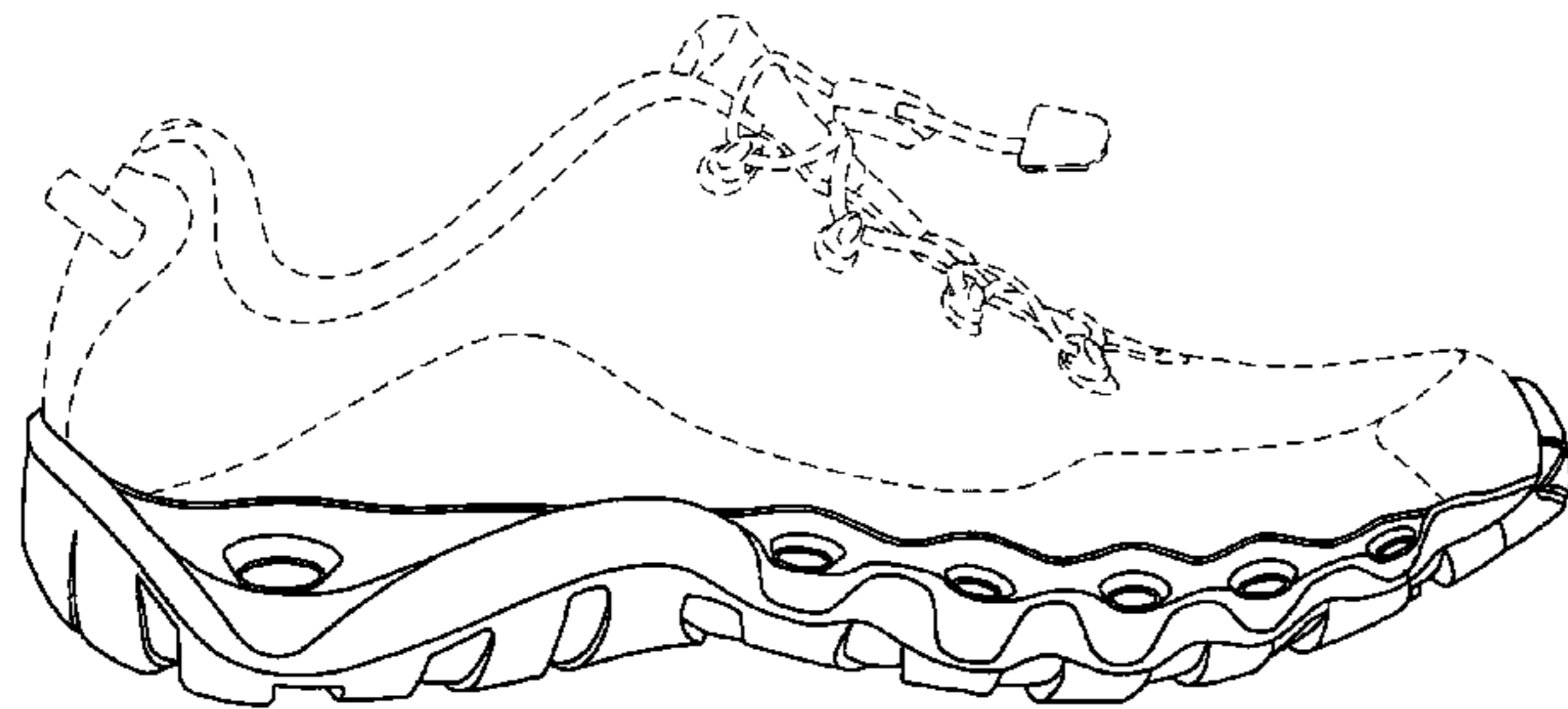
FIG. 6 is a rear elevational view of the shoe sole depicted in FIG. 1;

FIG. 7 is a top plan view of the shoe sole depicted in FIG. 1; and,

FIG. 8 is a bottom plan view of the shoe sole depicted in FIG. 1.

The broken lines showing a shoe upper throughout the views; and the broken lines on the sole of the shoe in FIG. 8 illustrate the portions of the article that form no part of the claim.

**1 Claim, 8 Drawing Sheets**



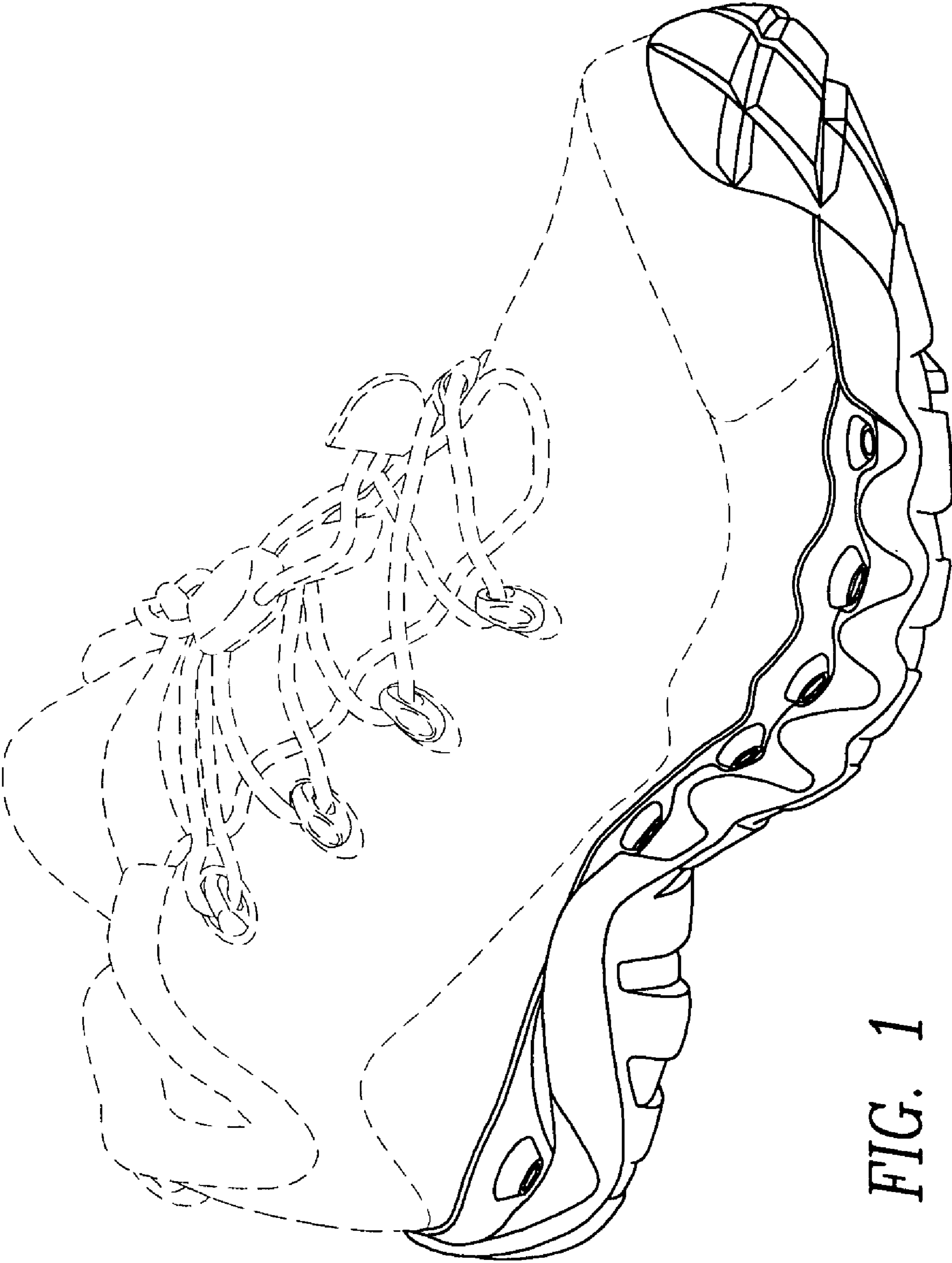


FIG. 1

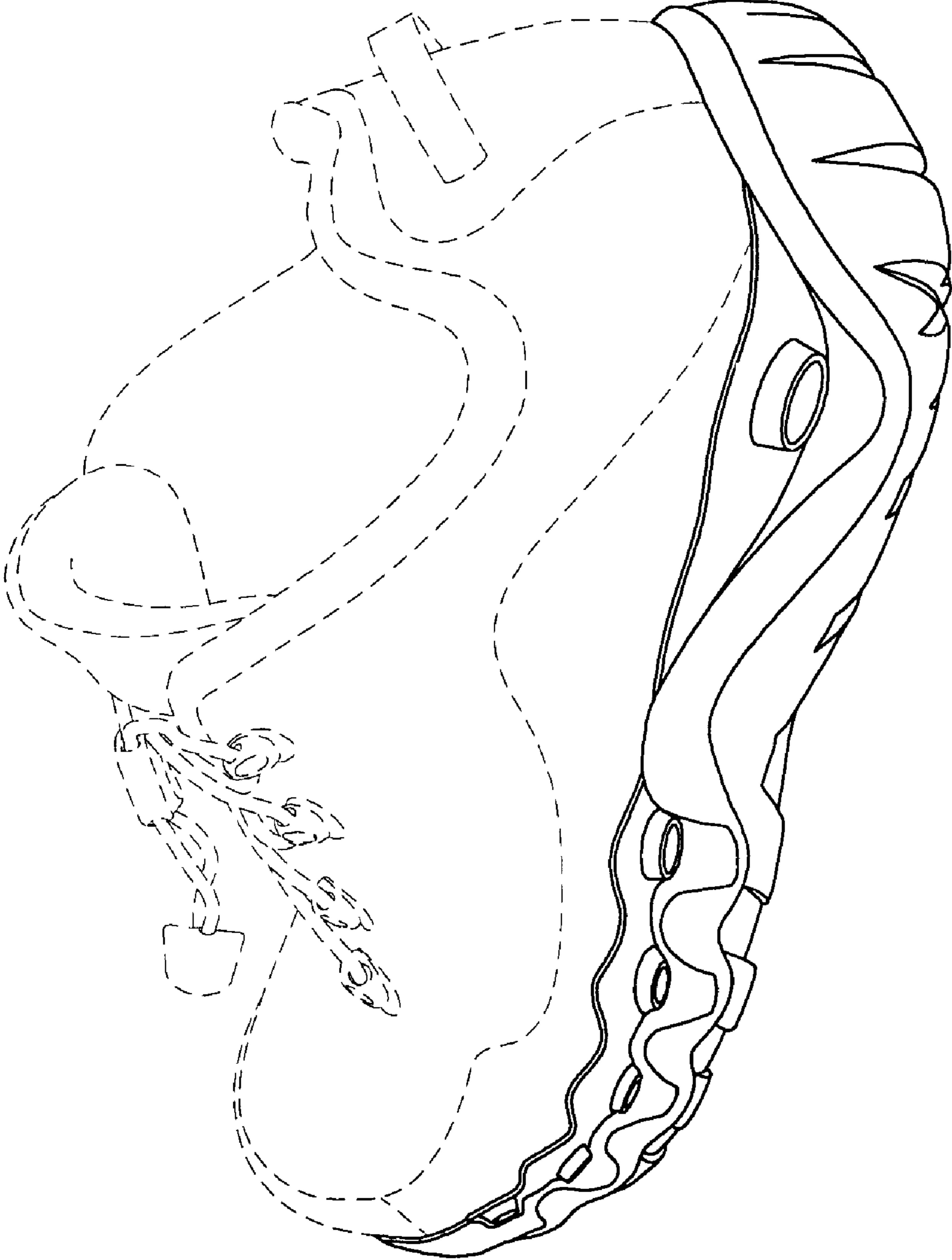


FIG. 2




FIG. 3



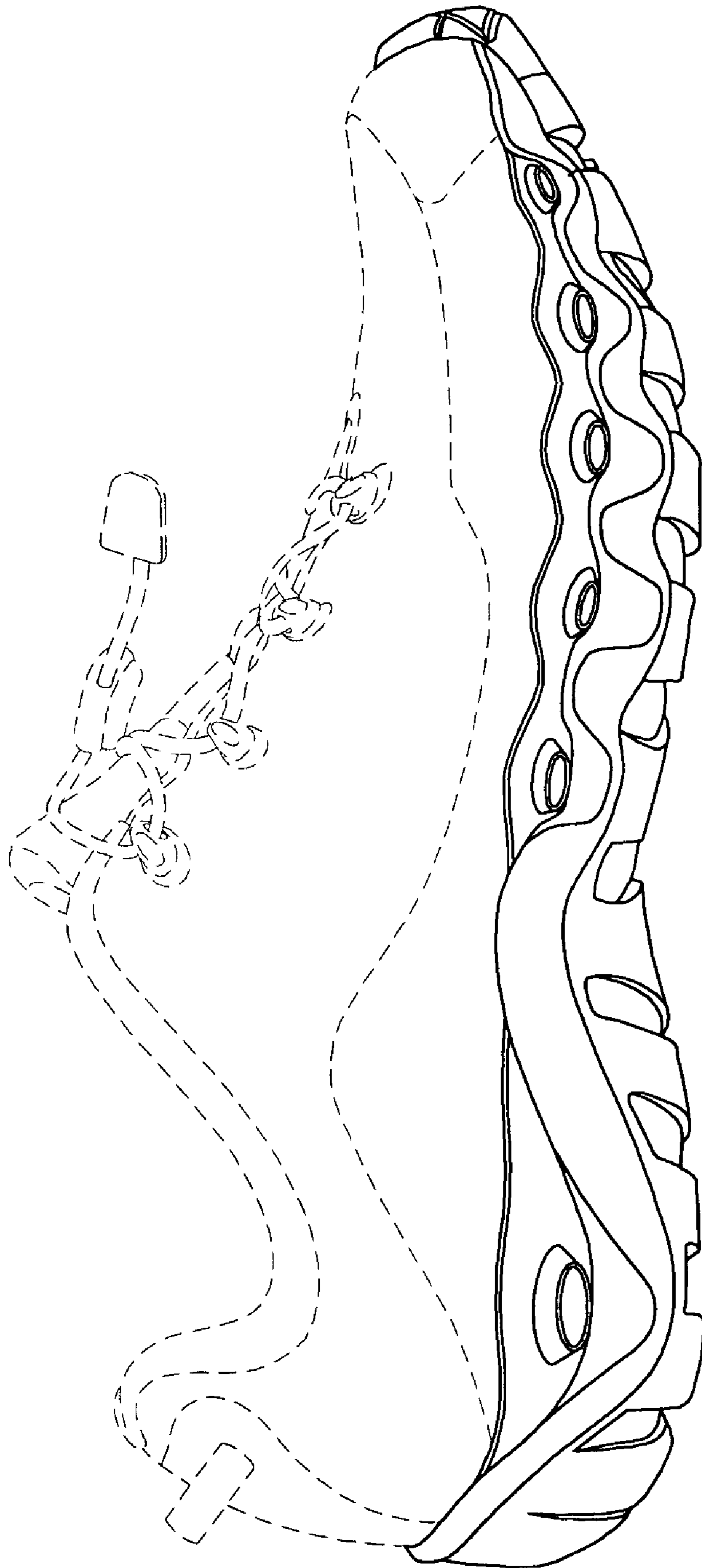
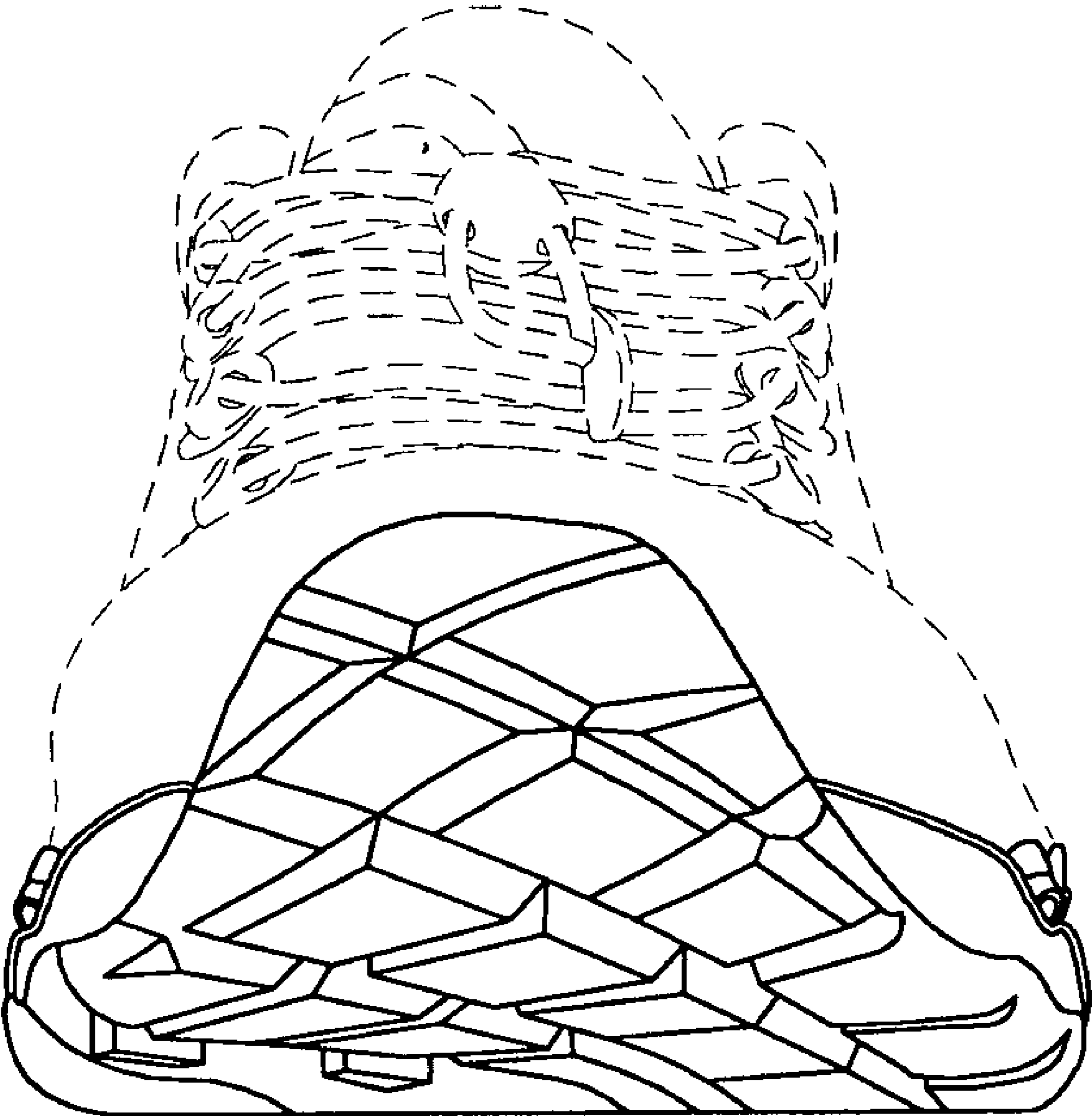



FIG. 4



*FIG. 5*



*FIG. 6*

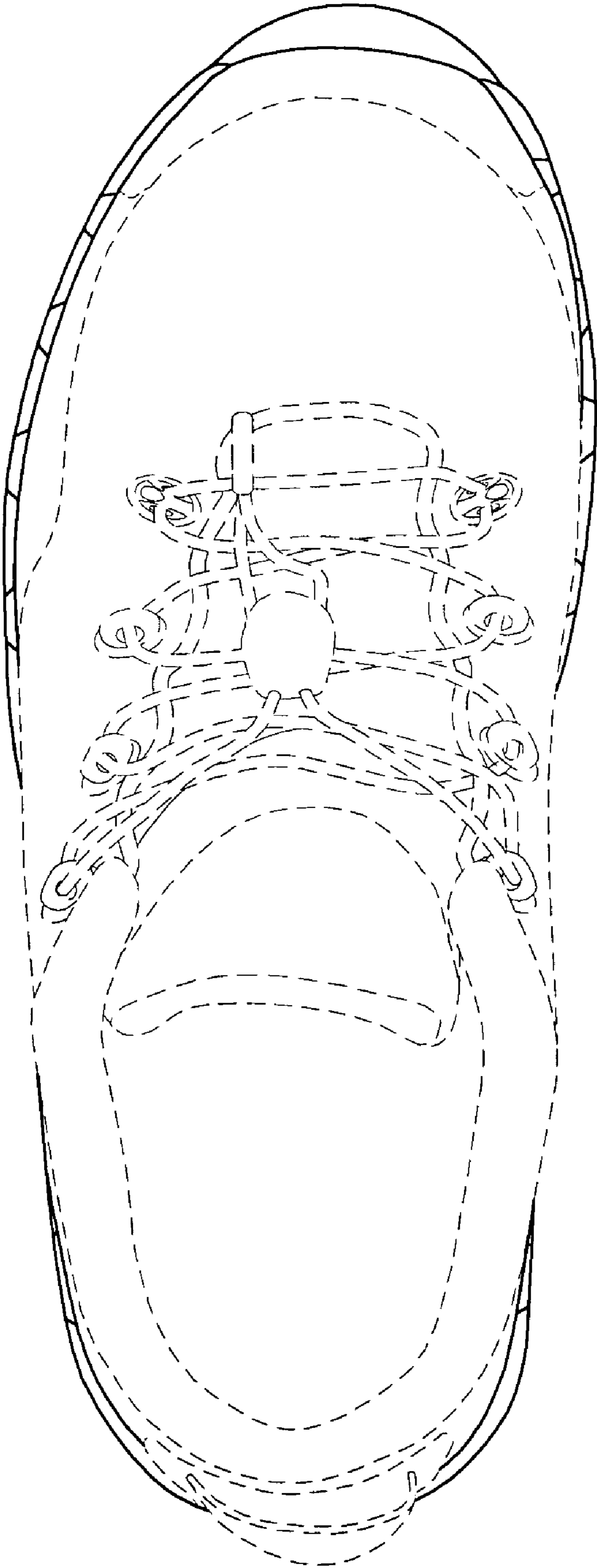


FIG. 7



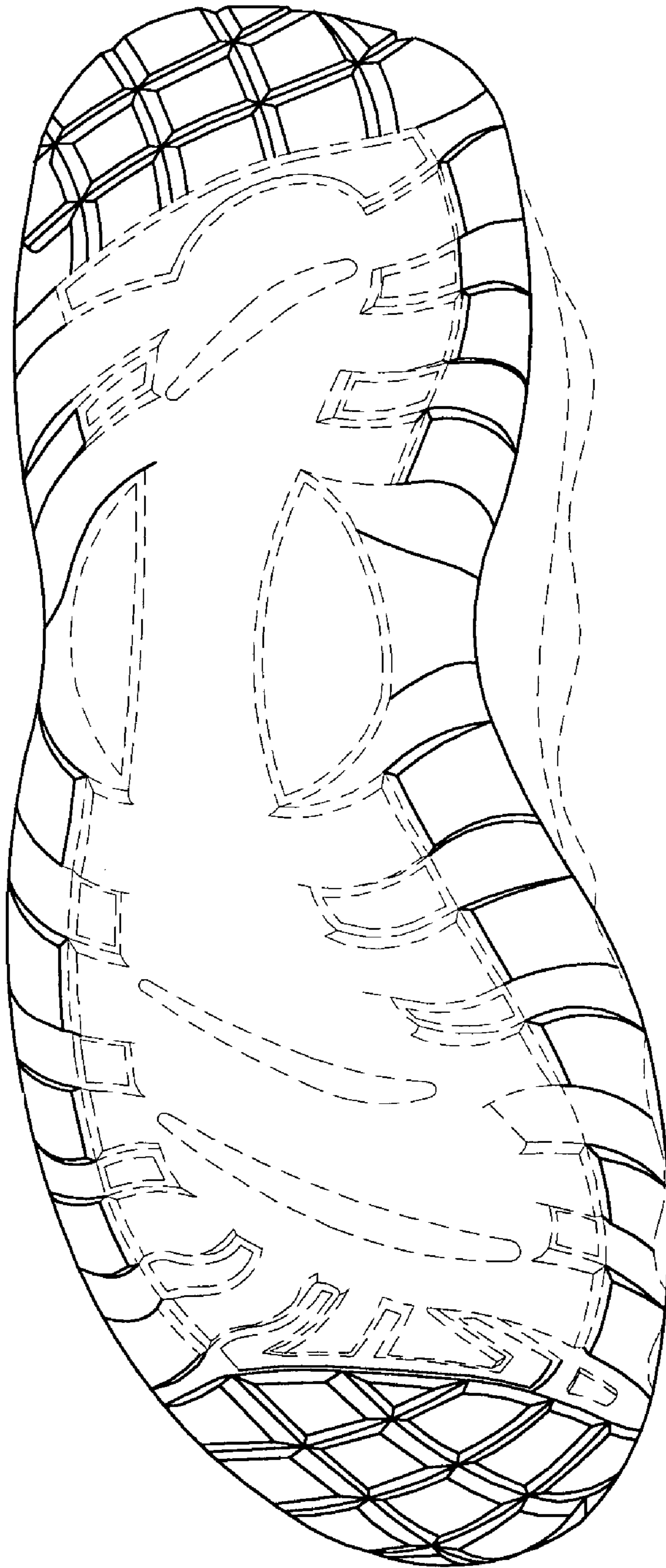


FIG. 8