



US00D609433S

(12) **United States Design Patent**
Yu

(10) **Patent No.:** **US D609,433 S**

(45) **Date of Patent:** **** Feb. 9, 2010**

(54) **PANT POCKET WITH ORNAMENTAL DESIGN**

(76) **Inventor:** **Richard K. Yu**, 930 S. La Brea Ave.
#203, Los Angeles, CA (US) 90036

(**) **Term:** **14 Years**

(21) **Appl. No.:** **29/335,643**

(22) **Filed:** **Apr. 17, 2009**

(51) **LOC (9) Cl.** **02-02**

(52) **U.S. Cl.** **D2/857**

(58) **Field of Classification Search** D2/716,
D2/717, 728, 742, 840, 844, 853, 857, 863,
D2/864; 2/48, 49.2, 69, 93, 115, 227, 228,
2/247-254, 275

See application file for complete search history.

(56) **References Cited**

U.S. PATENT DOCUMENTS

903,065	A *	11/1908	Elbaum	2/253
1,137,923	A *	5/1915	Sullivan	2/249
1,529,820	A *	3/1925	Wood	2/254
1,999,927	A *	4/1935	Grunbaum	2/247
2,391,239	A *	12/1945	Horwitz	2/253
2,718,640	A *	9/1955	Suckle	2/243.1
2,840,824	A *	7/1958	Horner	2/247
D243,291	S	2/1977	Mechaly		
D256,624	S	9/1980	Heinfling		
D260,321	S	8/1981	Heinfling		
D261,320	S	10/1981	Heinfling		
D263,766	S	4/1982	Heinfling		
D264,265	S	5/1982	Trigere		
D275,809	S	10/1984	Weinbaum		
D278,378	S	4/1985	Heinfling		
D278,471	S	4/1985	Heinfling		
4,513,454	A	4/1985	Anderson		
D356,661	S *	3/1995	Tobasco	D2/742
5,918,319	A *	7/1999	Baxter	2/455

D437,471	S *	2/2001	Harris	D2/605
D528,742	S	9/2006	Langmantel		
D534,709	S	1/2007	Dipietro		
D537,238	S	2/2007	Lee		
D541,507	S	5/2007	Lee		
D543,008	S	5/2007	Berry		
D558,954	S	1/2008	Lew		
D582,633	S	12/2008	Zhang		
D584,485	S	1/2009	Lorenzi		
D584,486	S	1/2009	Lorenzi		
D584,487	S	1/2009	Maimon		
D588,336	S *	3/2009	Fazeli	D2/742

* cited by examiner

Primary Examiner—Ian Simmons

Assistant Examiner—R. Johnson

(74) *Attorney, Agent, or Firm*—QuickPatents, Inc.; Kevin Prince

(57) **CLAIM**

I claim the ornamental design for a pant pocket with ornamental design, as shown and described.

DESCRIPTION

FIG. 1 is a perspective view of a pant pocket with ornamental design, showing my new design;

FIG. 2 is a front elevational view thereof;

FIG. 3 is a left-side elevational view thereof;

FIG. 4 is a right-side elevational view thereof;

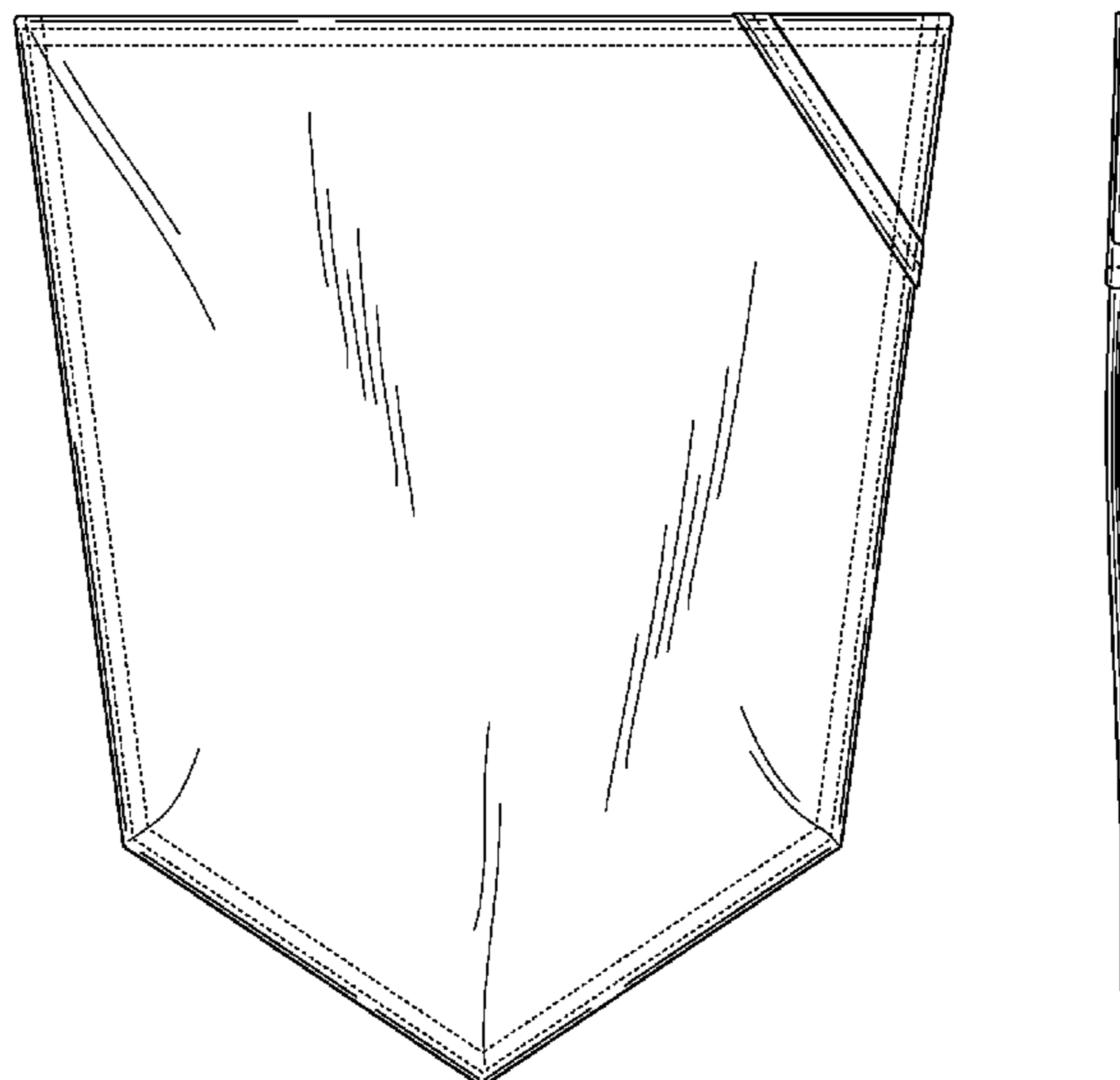
FIG. 5 is a top plan view thereof; and,

FIG. 6 is a bottom plan view thereof.

The broken lines around a perimeter of the pocket in FIGS. 1 and 2 represent stitching.

The broken lines on an angled edge of a triangular section of the pocket in FIGS. 1 and 2 represent a contrasting color on a selvage edge of a fabric web.

1 Claim, 2 Drawing Sheets



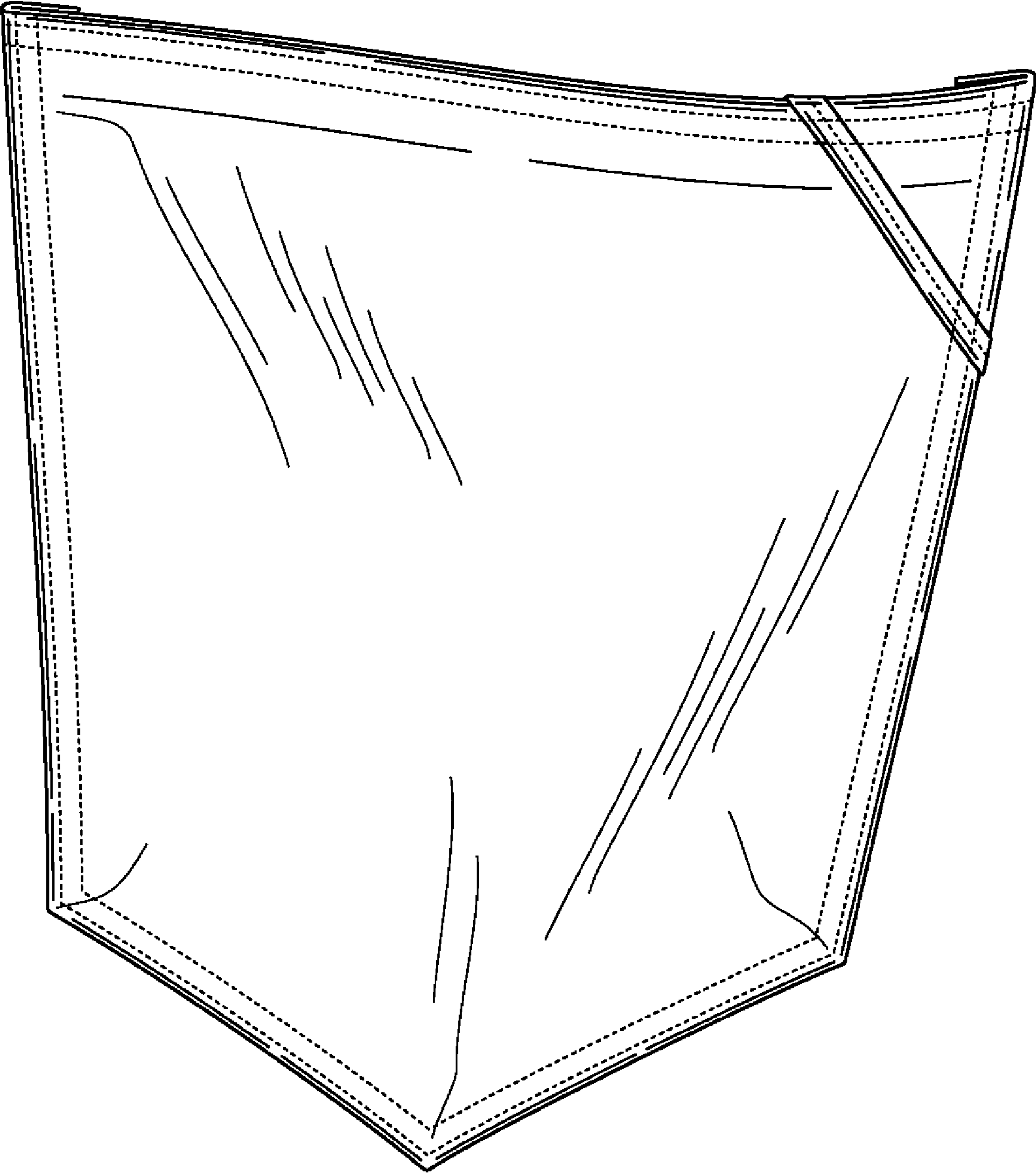


FIG. 1

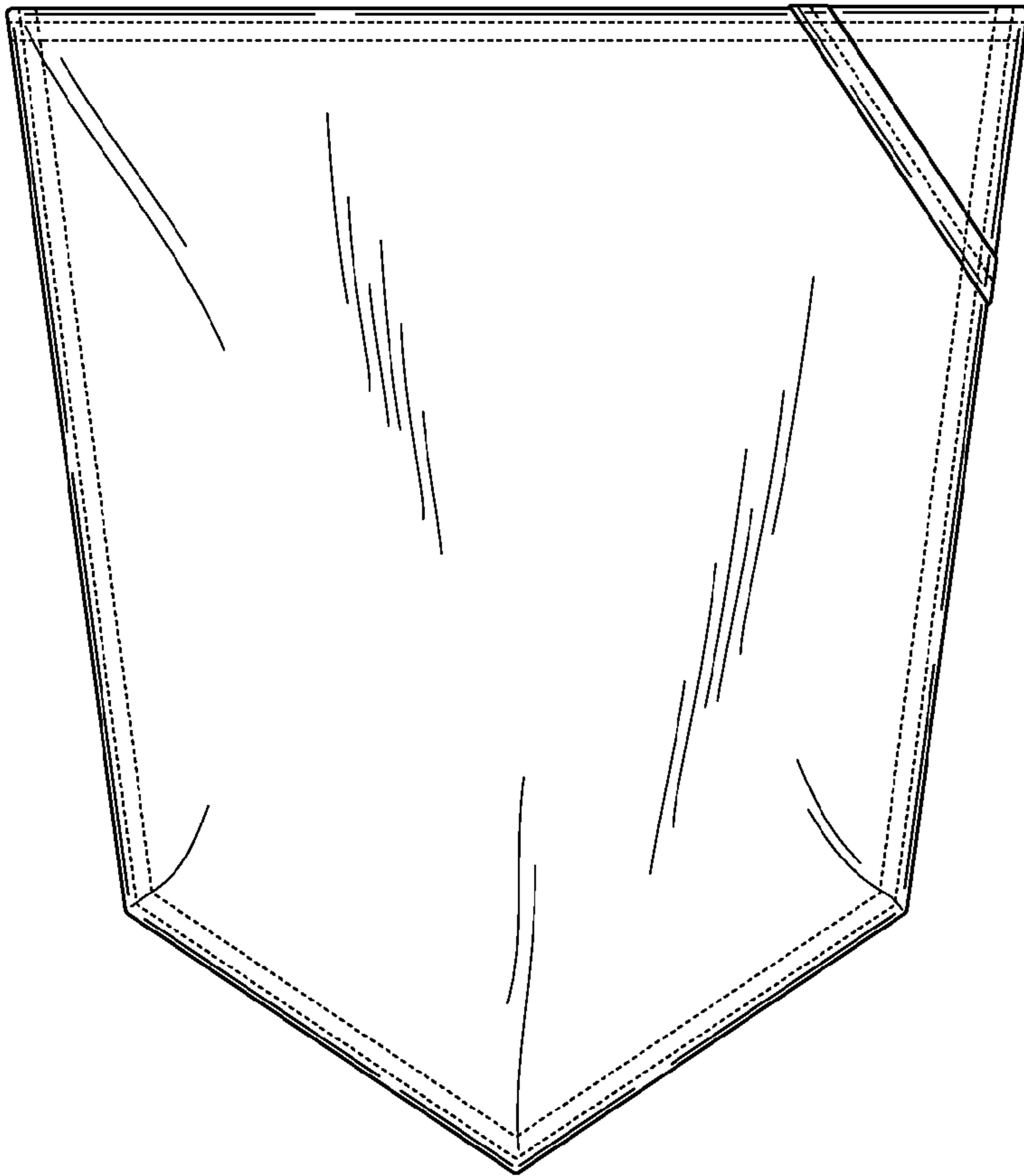


FIG. 2



FIG. 3



FIG. 4



FIG. 5



FIG. 6