



US00D609428S

(12) **United States Design Patent**  
**Bengyak**

(10) **Patent No.:** **US D609,428 S**

(45) **Date of Patent:** **\*\* Feb. 9, 2010**

(54) **PAIR OF GLOVES**

(76) **Inventor:** **Christopher Edward Bengyak**, 3030  
10th Ct., Vero Beach, FL (US) 32960

(\*\*) **Term:** **14 Years**

(21) **Appl. No.:** **29/340,143**

(22) **Filed:** **Jul. 14, 2009**

(51) **LOC (9) Cl.** ..... **02-06**

(52) **U.S. Cl.** ..... **D2/615**

(58) **Field of Classification Search** ..... D2/610-623;  
D29/113, 118, 119; 2/158, 159, 161.3, 161.4,  
2/161.8; 15/227, 104, 94; D21/153, 157,  
D21/159, 168, 100; D20/10, 23, 25, 29  
See application file for complete search history.

(56) **References Cited**

**U.S. PATENT DOCUMENTS**

1,624,429	A *	4/1927	Palmer	.....	2/162
1,630,730	A *	5/1927	Daugherty	.....	2/159
D295,640	S *	5/1988	Breault	.....	D10/109
5,881,384	A *	3/1999	Williams	.....	2/159
D424,278	S *	5/2000	Douglas	.....	D2/617
D464,376	S *	10/2002	Zimmerman	.....	D20/33
6,976,274	B1 *	12/2005	Dufresne	.....	2/161.6
D567,476	S *	4/2008	Harland	.....	D2/615
7,399,099	B2 *	7/2008	Stokes	.....	362/103

\* cited by examiner

*Primary Examiner*—Raphael Barkai

*Assistant Examiner*—Randall H Gholson

(74) *Attorney, Agent, or Firm*—Mayback & Hoffman PA;  
Greg Mayback; Scott Smiley

(57) **CLAIM**

The ornamental design for a pair of gloves, as shown and described.

**DESCRIPTION**

FIG. 1 is an elevational view of the palm side of a coordinated pair of gloves according to the present invention;

FIG. 2 is an elevational view of a second embodiment of a coordinated pair of gloves of my design shown in FIG. 1;

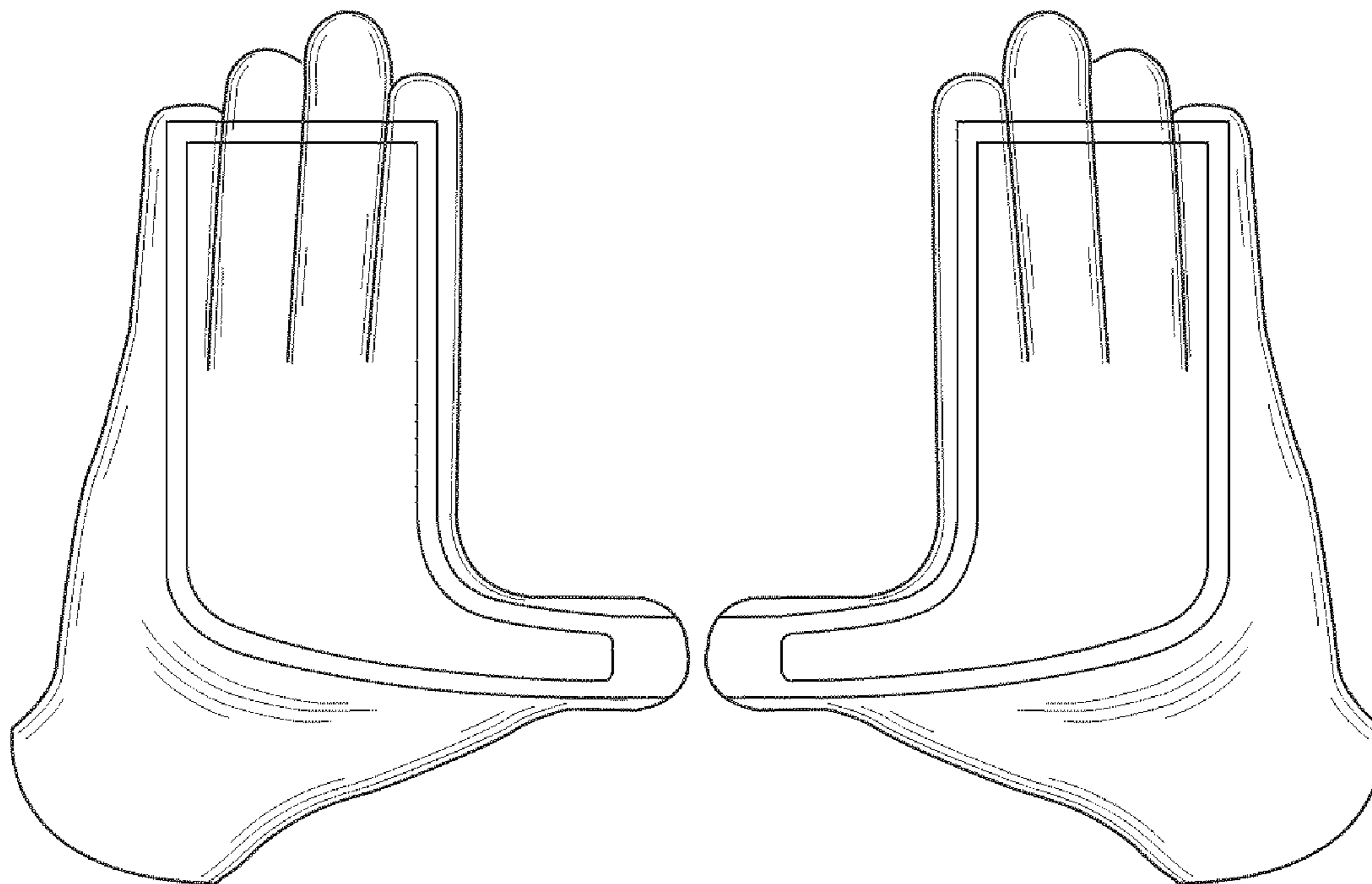
FIG. 3 is an elevational view of the backhand side of the coordinated pair of gloves of either FIG. 1 or FIG. 2;

FIG. 4 is an elevational palm side view of the gloves of FIG. 1 being worn by a user according to the present invention; and,

FIG. 5 is an elevational palm side view of the gloves of FIG. 2 being worn by a user according to the present invention.

The broken lines showing the pairs of gloves in use is included for the purpose of illustration and forms no part of the claimed design.

**1 Claim, 3 Drawing Sheets**



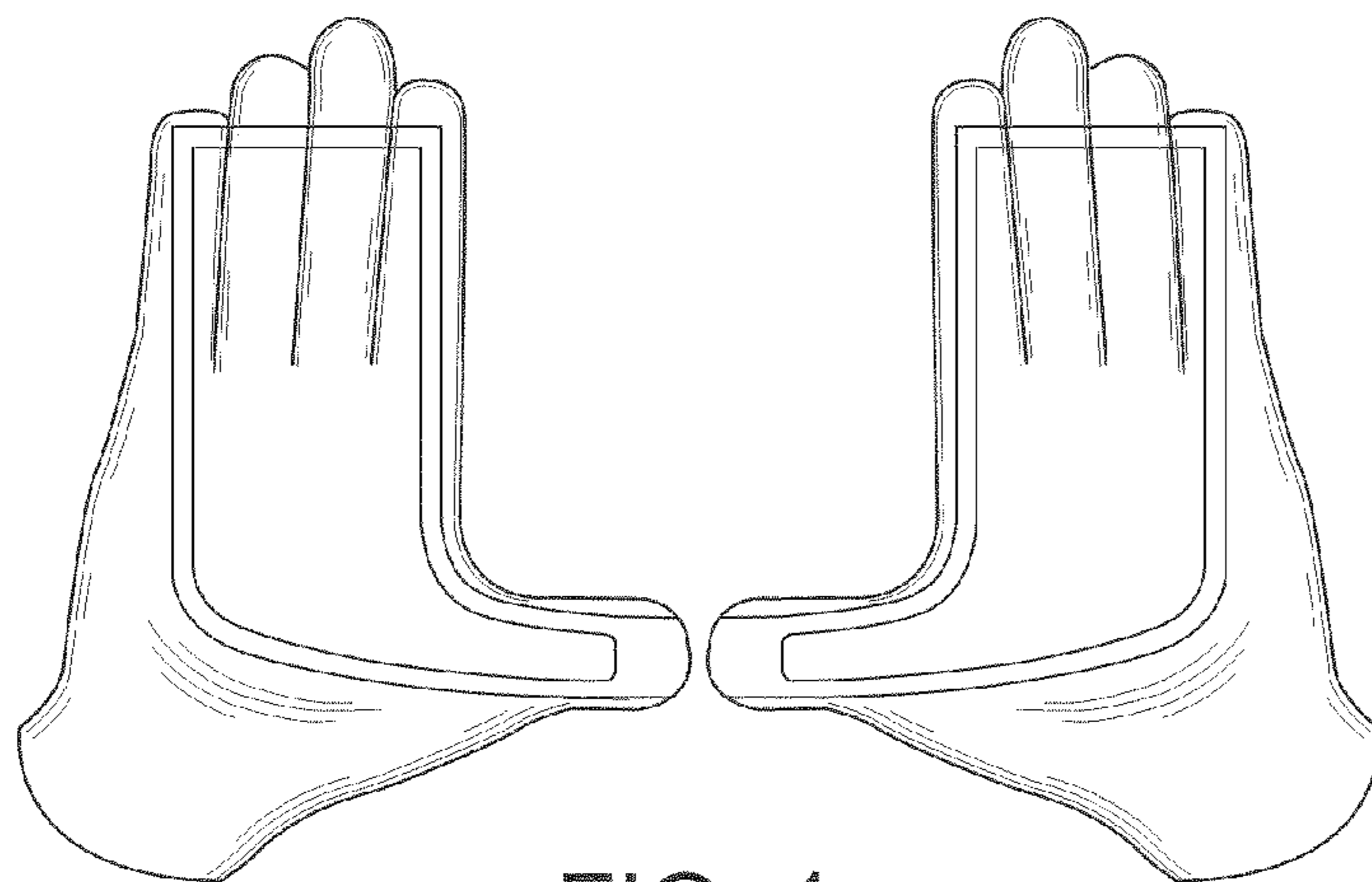


FIG. 1

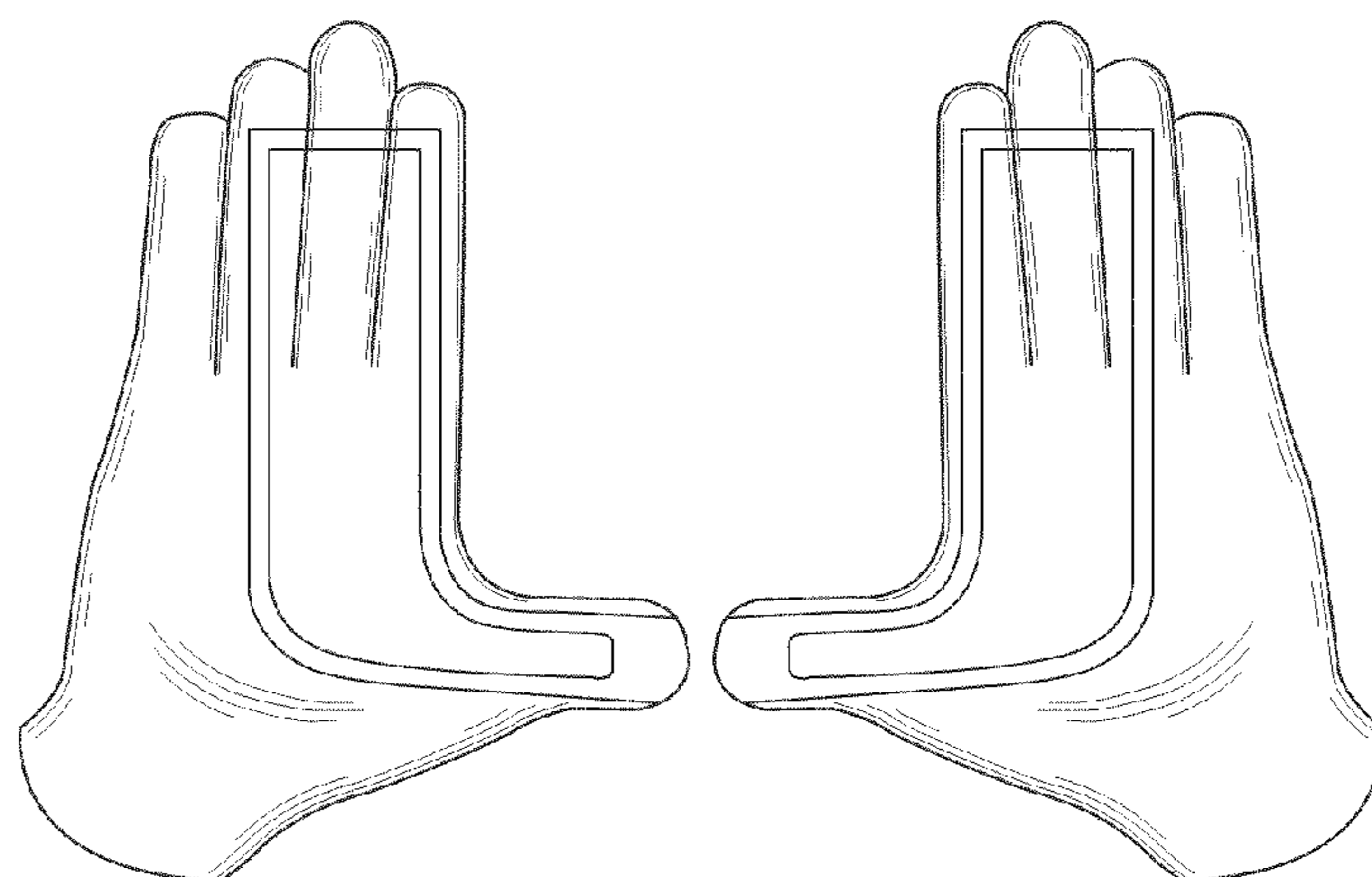


FIG. 2

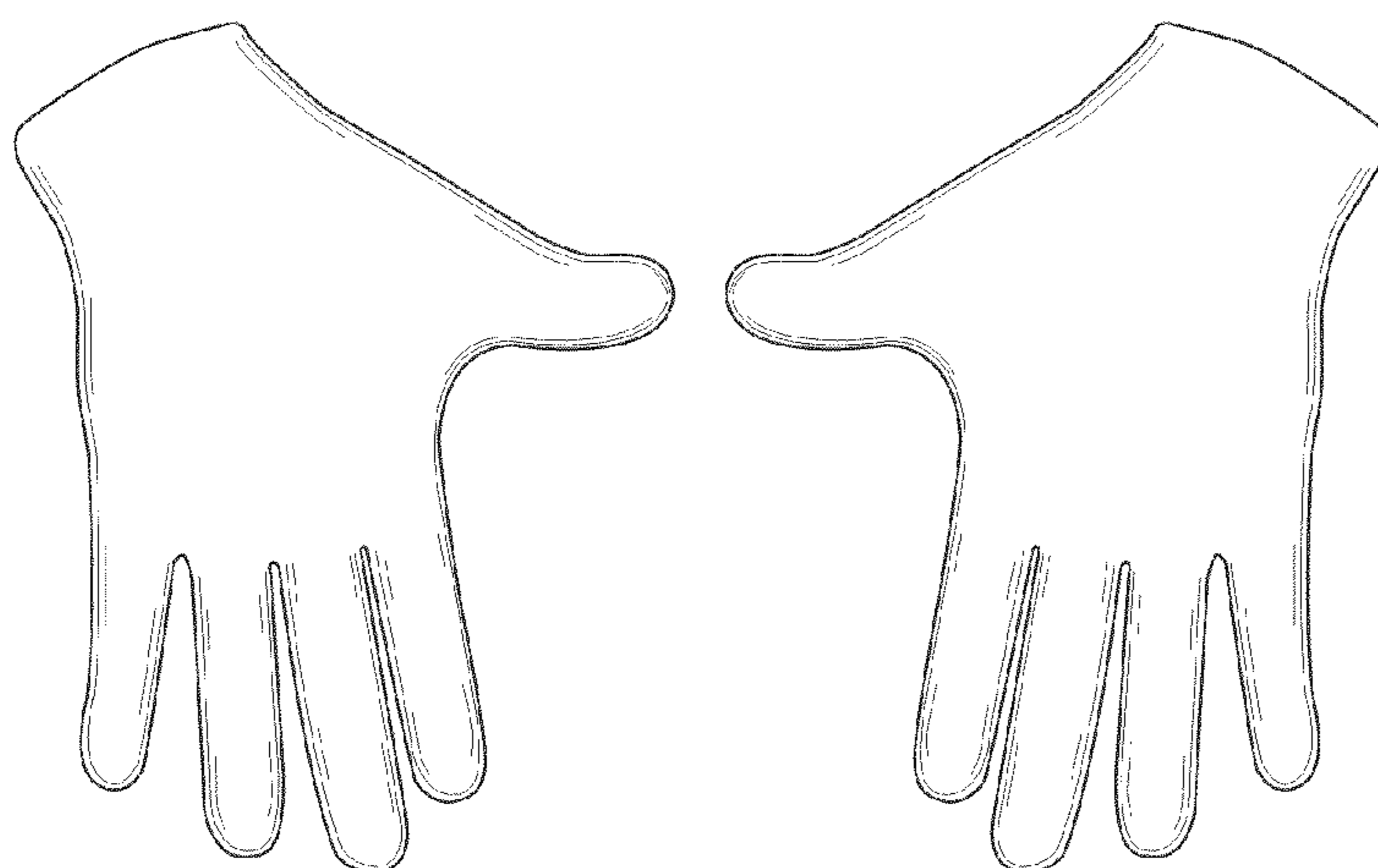


FIG. 3

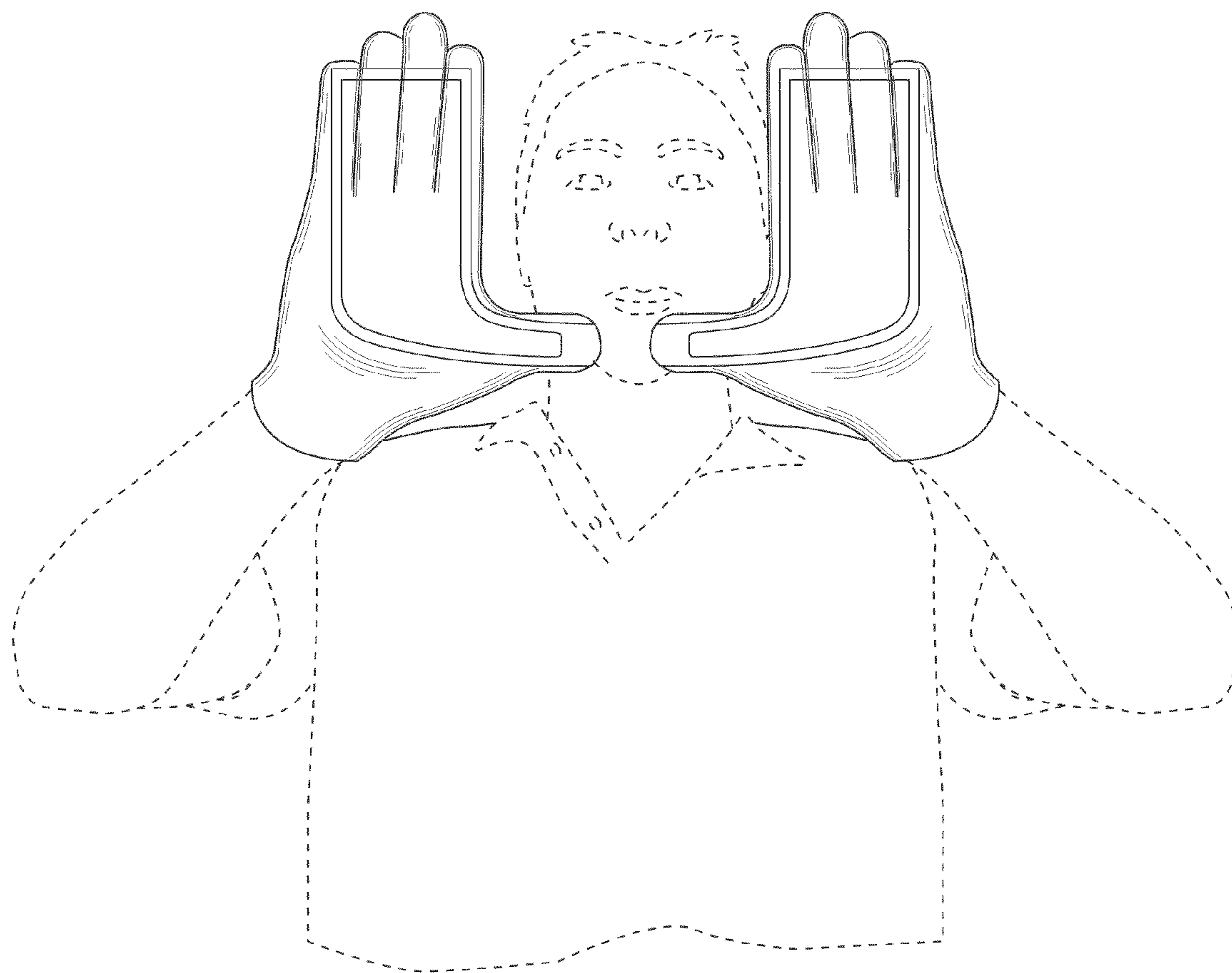


FIG. 4




FIG. 5