



US00D609424S

(12) **United States Design Patent**
Knie et al.

(10) **Patent No.:** **US D609,424 S**

(45) **Date of Patent:** **** Feb. 2, 2010**

(54) **LIFT TRUCK**

(75) Inventors: **Andreas Knie**, Hamburg (DE); **Kai Hestermann**, Kiel (DE)

(73) Assignee: **Jungheinrich Aktiengesellschaft**, Hamburg (DE)

(**) Term: **14 Years**

(21) Appl. No.: **29/337,567**

(22) Filed: **May 26, 2009**

Related U.S. Application Data

(62) Division of application No. 29/269,633, filed on Dec. 5, 2006.

(30) **Foreign Application Priority Data**

Jun. 7, 2006 (EM) 000548748

(51) **LOC (9) Cl.** **12-05**

(52) **U.S. Cl.** **D34/34**

(58) **Field of Classification Search** D34/34,
D34/35; 180/89.12, 299, 325; 280/43.12;
187/222, 224

See application file for complete search history.

(56) **References Cited**

U.S. PATENT DOCUMENTS

D136,279	S	*	8/1943	Holland et al.	D34/34
2,618,490	A	*	11/1952	Frischmann	280/43.12
3,243,194	A	*	3/1966	Trusock	280/43.12
3,249,170	A	*	5/1966	Quayle	180/19.2
3,260,534	A	*	7/1966	Knights	280/43.12
3,261,617	A	*	7/1966	Becker et al.	280/43.12
3,352,569	A	*	11/1967	Goodacre	280/43.12
3,525,501	A	*	8/1970	Goetz	254/2 R
D222,670	S	*	11/1971	Goodacre	D34/34
D239,165	S	*	3/1976	Mono	D34/34
4,047,698	A	*	9/1977	Ellis	254/2 R
4,065,012	A	*	12/1977	Rocco	414/471
4,287,959	A	*	9/1981	Inman	180/12
4,615,533	A	*	10/1986	Sewell	280/43.12

D343,935	S	*	2/1994	Drobeck et al.	D34/35
D348,759	S	*	7/1994	Bhambra	D34/34
5,590,735	A	*	1/1997	Cartier	180/210
D408,958	S	*	4/1999	Schneider	D34/28
6,125,971	A	*	10/2000	Niebuhr et al.	187/231
D447,612	S	*	9/2001	Niebuhr	D34/34
D464,785	S	*	10/2002	Gallagher	D34/35
6,948,739	B2	*	9/2005	Gallagher et al.	280/770

(Continued)

OTHER PUBLICATIONS

Three sheets of prior art lift truck. (2004).

Primary Examiner—Cynthia E Ramirez

(74) *Attorney, Agent, or Firm*—Vidas, Arrett & Steinkraus, P.A.

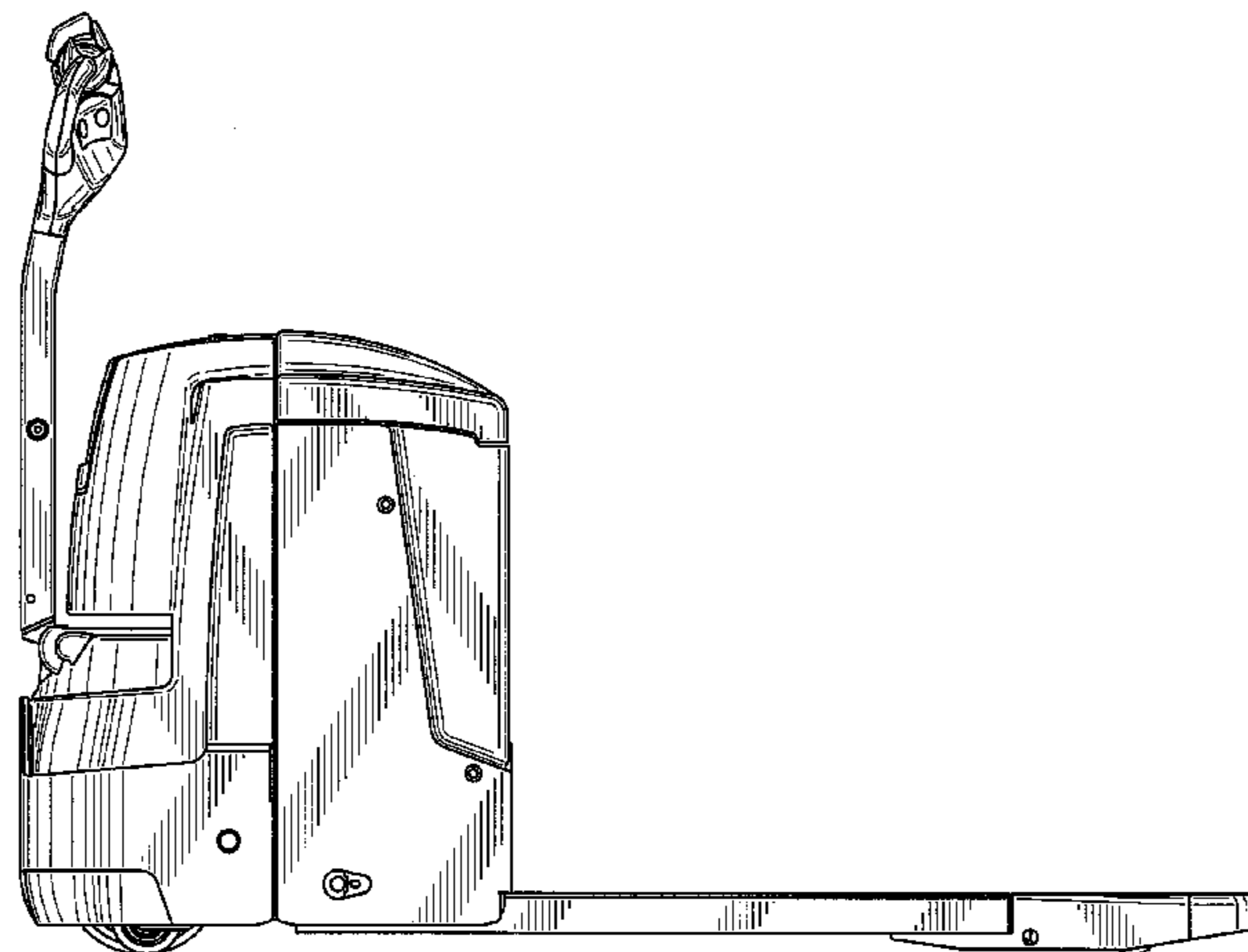
(57) **CLAIM**

The ornamental design for a lift truck, as shown and described.

DESCRIPTION

FIG. 1 is a rear view of a lift truck showing our new design; FIG. 2 is a bottom view of the lift truck; FIG. 3 is an elevational view from the right side of the lift truck; FIG. 4 is an elevational view from the left side of the lift truck; FIG. 5 is a rear perspective view from the left side of the lift truck; FIG. 6 is a top view of the lift truck; and, FIG. 7 is a front view of the lift truck.

1 Claim, 7 Drawing Sheets



US D609,424 S

Page 2

U.S. PATENT DOCUMENTS

D559,498 S *	1/2008	Ruppert et al.	D34/34	D583,124 S *	12/2008	Stark	D34/34
D562,525 S *	2/2008	Graf et al.	D34/34	2005/0016782 A1 *	1/2005	Gallagher et al.	180/89.12
D565,270 S *	3/2008	Ruppert et al.	D34/34	2006/0232030 A1 *	10/2006	Passeri	280/43.12

* cited by examiner

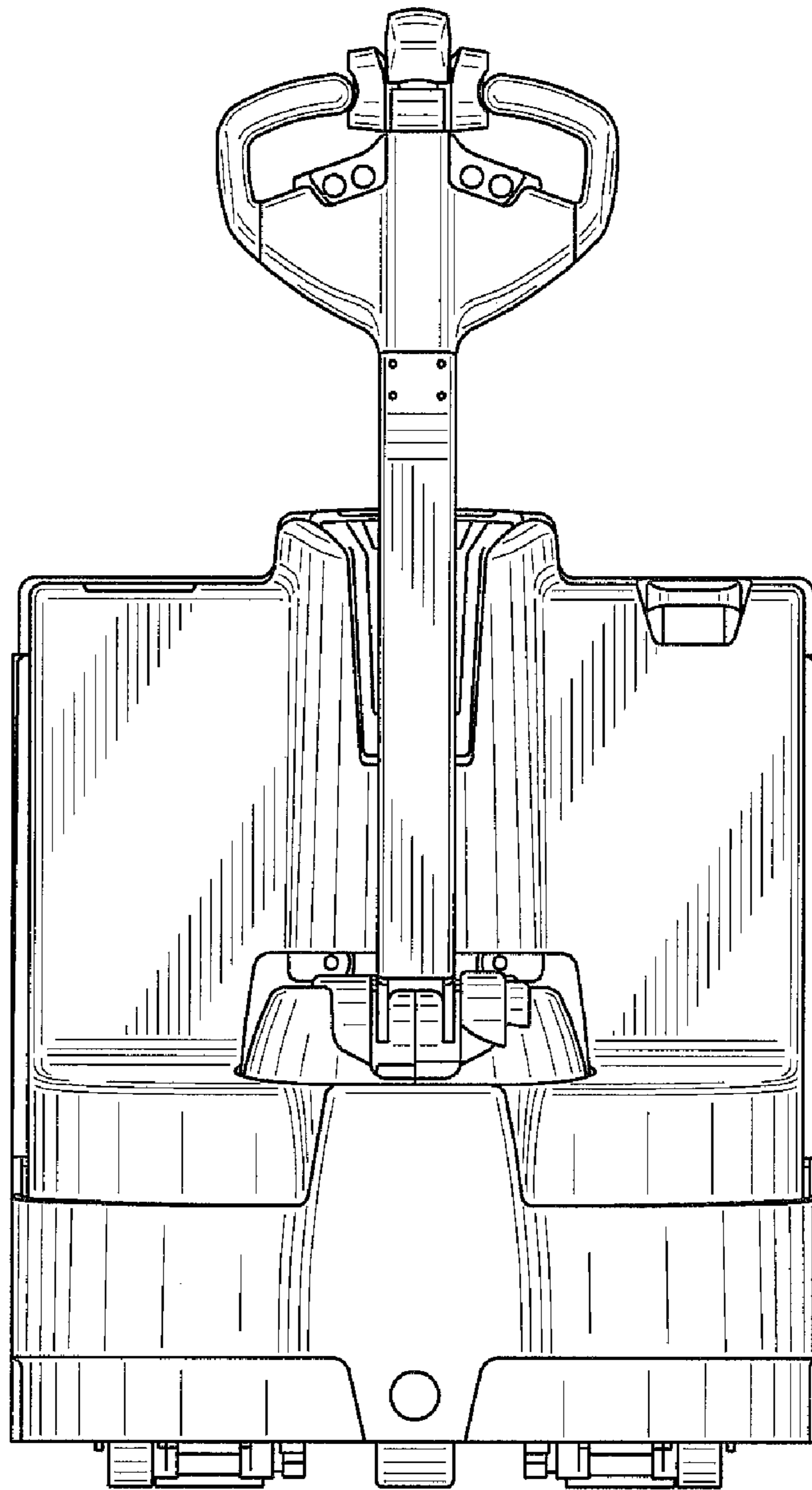


FIG. 1

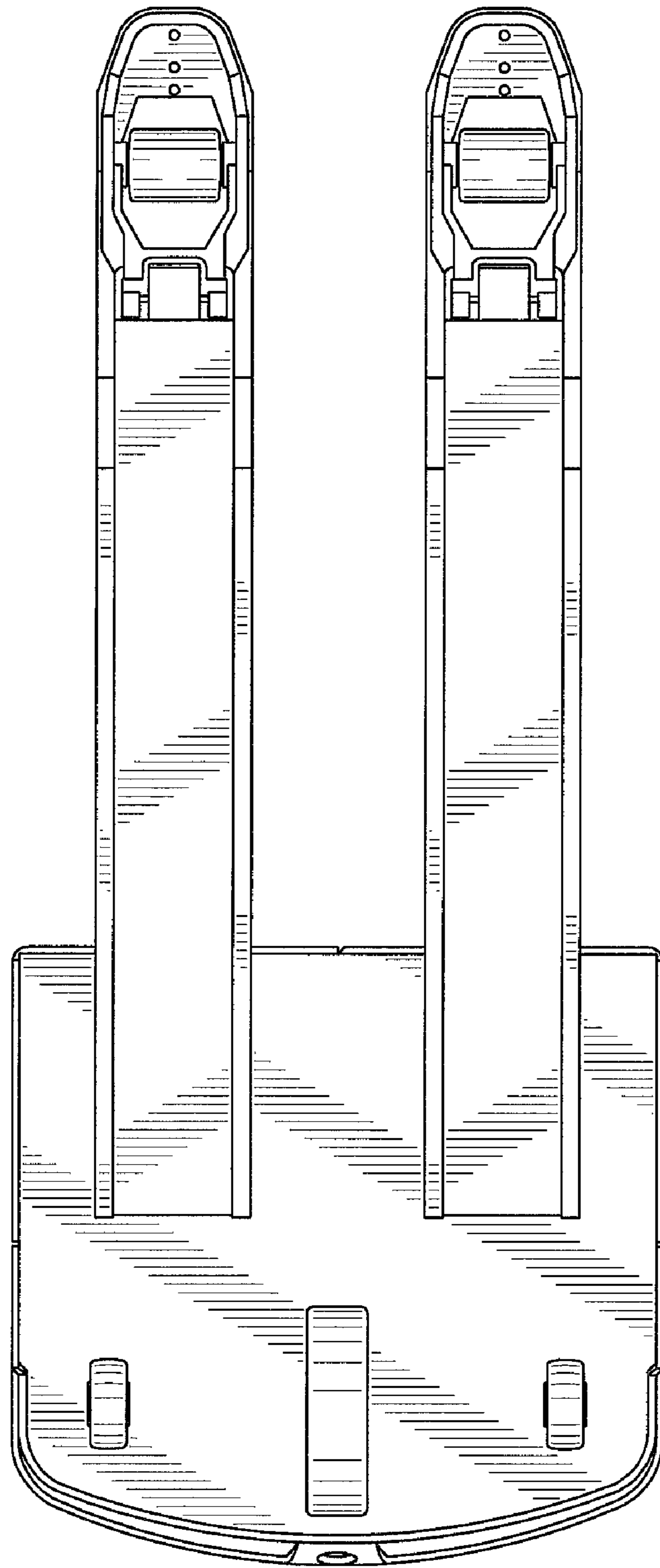


FIG. 2

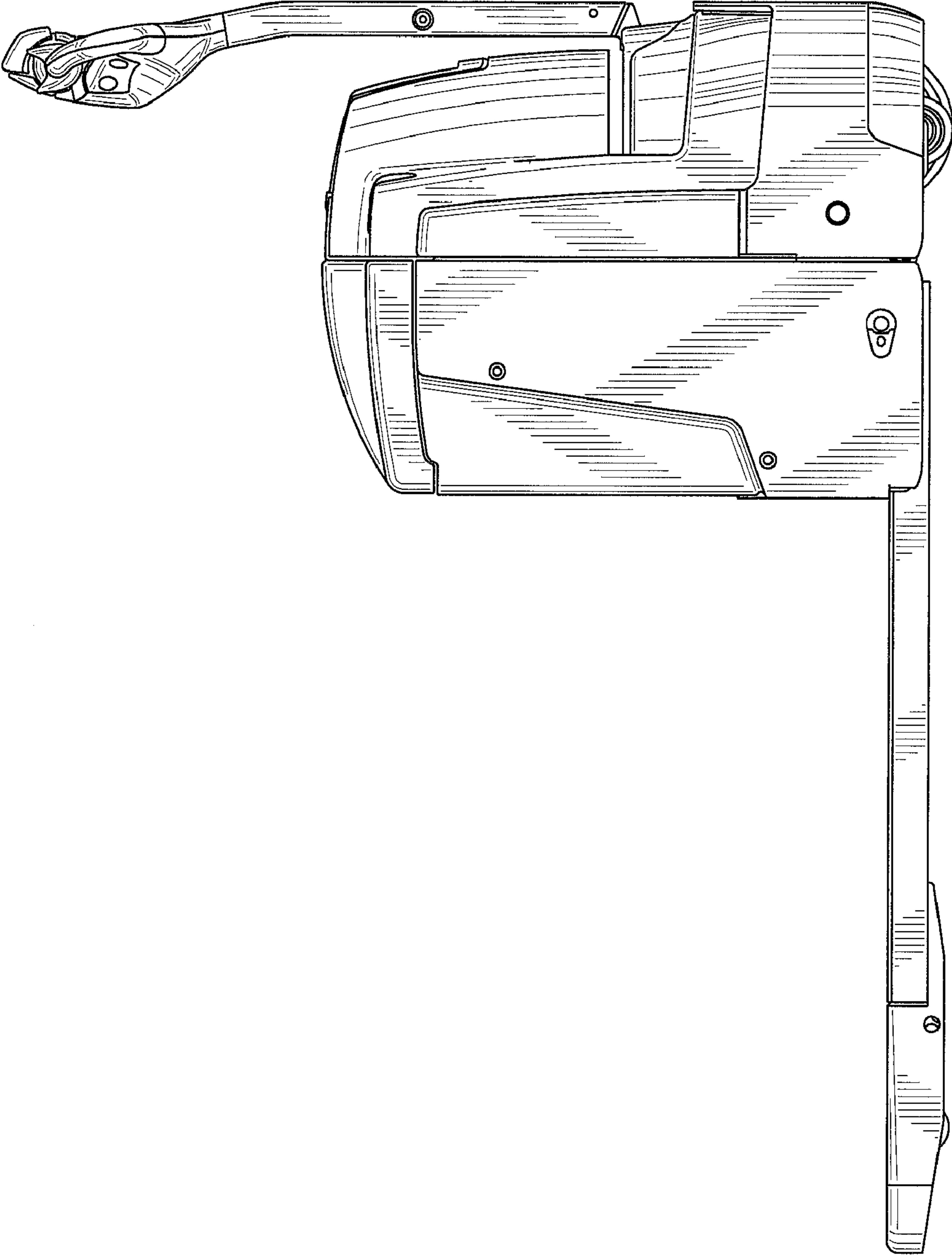


FIG. 3

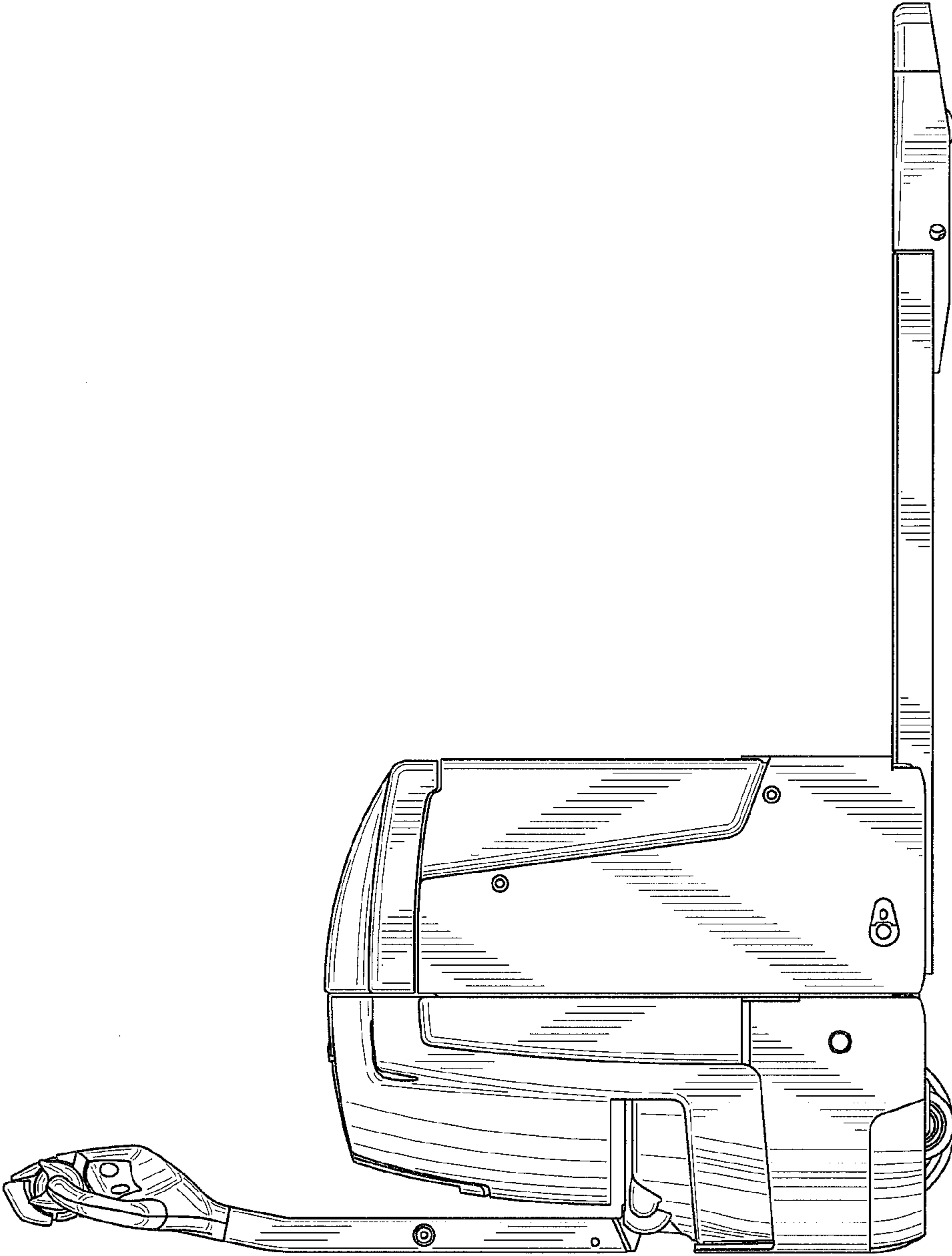


FIG. 4

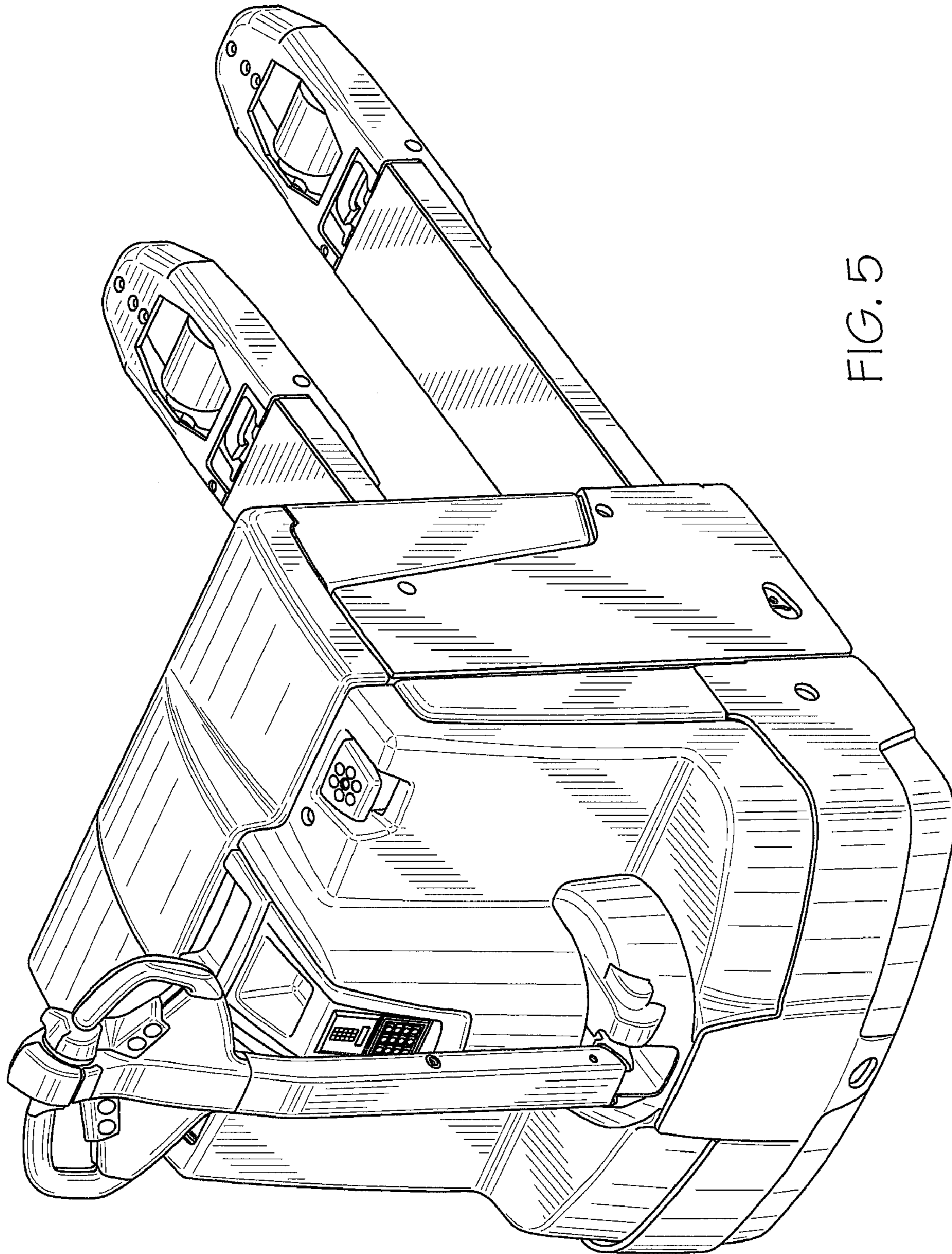


FIG. 5

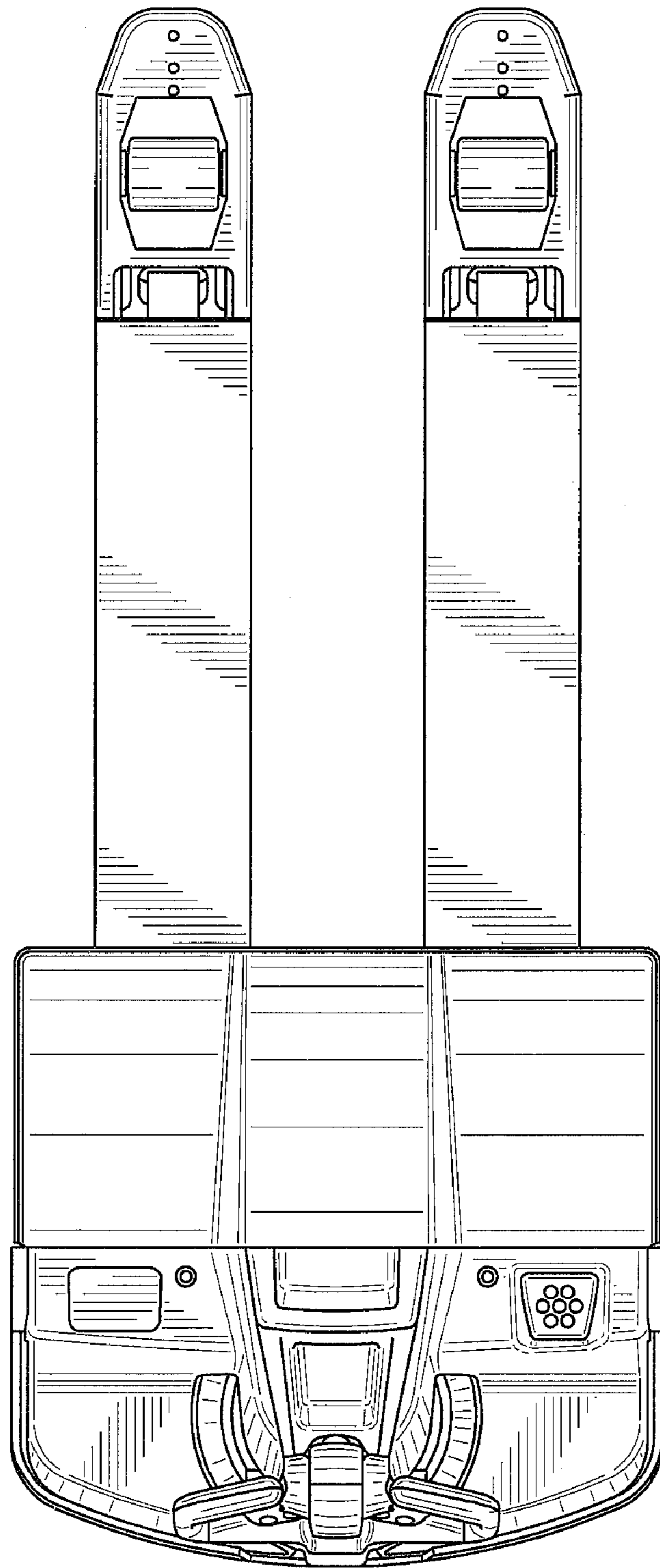


FIG. 6

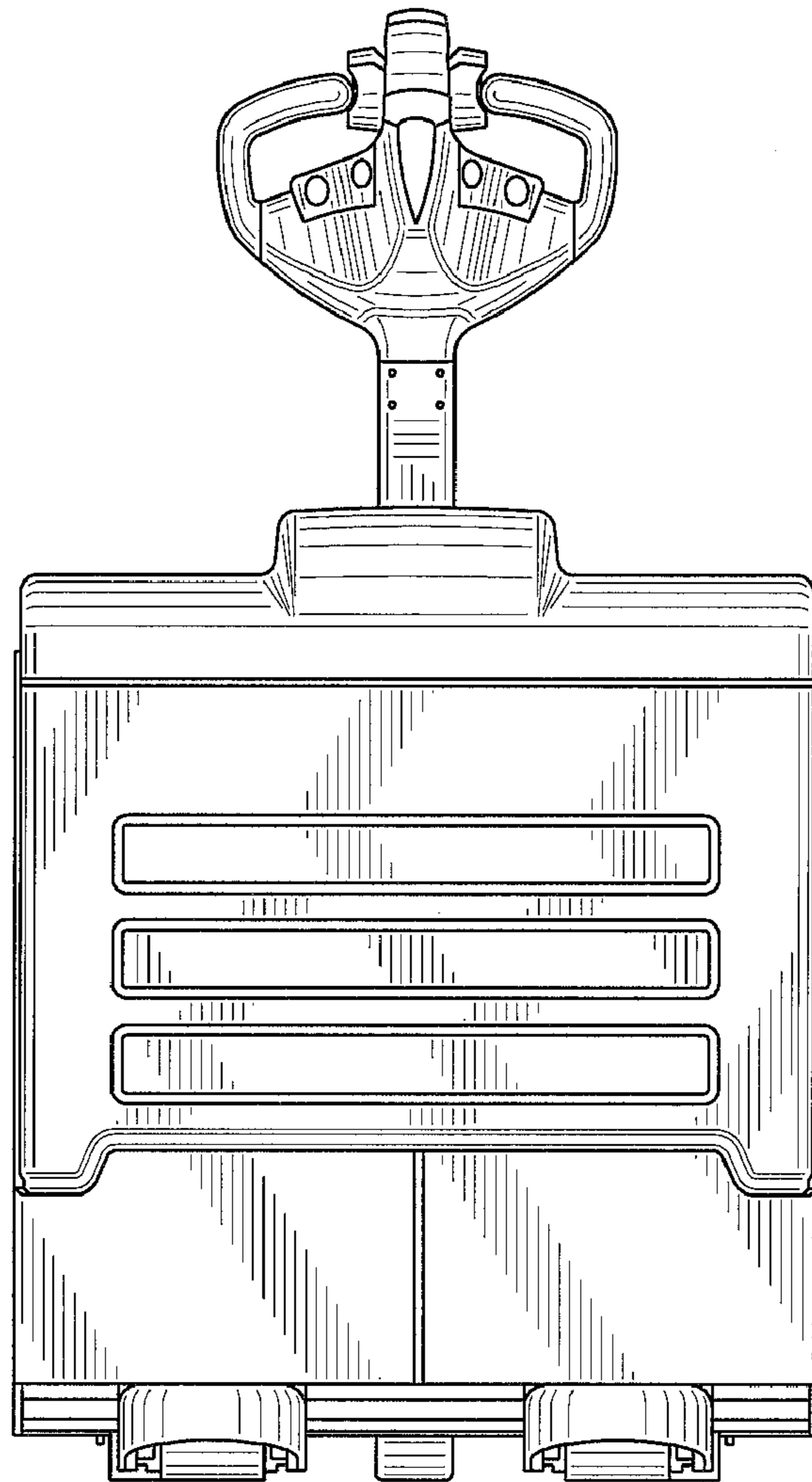


FIG. 7