



US00D609413S

(12) **United States Design Patent**
Tyler et al.

(10) **Patent No.:** **US D609,413 S**
(45) **Date of Patent:** **** Feb. 2, 2010**

(54) **PORTABLE RESTROOM**

(75) Inventors: **Daniel G. Tyler**, Crown Point, IN (US);
Jamie P. Kostelyk, Hammond, IN (US);
Jacob H. Shubinski, Berwyn, IL (US);
Vaughan D. Smith, II, Chicago, IL
(US); **Rodney M. Mullett**, Hammond,
IN (US)

(73) Assignee: **PolyJohn Enterprises Corporation**,
Whiting, IN (US)

(**) Term: **14 Years**

(21) Appl. No.: **29/332,780**

(22) Filed: **Feb. 25, 2009**

(51) **LOC (9) Cl.** **15-05**

(52) **U.S. Cl.** **D32/16**

(58) **Field of Classification Search** D25/1,
D25/16-18, 22-23, 32-33; 52/34, 36.1,
52/79.1, 79.4, 79.7, 82, 236.2, 282, 285;
4/449, 460, 476

See application file for complete search history.

(56) **References Cited**

U.S. PATENT DOCUMENTS

D210,008	S	*	1/1968	Thompson	D25/16
D211,081	S	*	5/1968	Barnhart	D25/16
D220,873	S	*	6/1971	Kelly et al.	D25/16
D229,828	S	*	1/1974	Thompson	D25/16
D244,694	S	*	6/1977	McClure	D25/33
D248,775	S	*	8/1978	Brown	D25/16
D250,350	S	*	11/1978	Sargent et al.	D25/16
D258,464	S	*	3/1981	Garst	D25/16

4,446,585	A	*	5/1984	Harding et al.	4/460
D275,520	S	*	9/1984	Harding et al.	D25/16
4,493,118	A	*	1/1985	Braxton	4/460
D298,357	S	*	11/1988	Adams	D25/16
D304,082	S	*	10/1989	Harding	D25/16
D337,831	S	*	7/1993	McNamara et al.	D25/16
D349,578	S	*	8/1994	Tagg	D25/16
D354,142	S	*	1/1995	McNamara et al.	D25/16
D360,471	S	*	7/1995	Tagg	D25/16
D444,570	S	*	7/2001	Pilosi et al.	D25/16
D447,814	S	*	9/2001	Swagel et al.	D25/16
6,427,256	B1	*	8/2002	Mullett et al.	4/476
6,507,958	B1	*	1/2003	Tagg	4/321
D499,175	S	*	11/2004	Kelley et al.	D23/299
D541,945	S	*	5/2007	Duck et al.	D25/16
D571,021	S	*	6/2008	Gebka	D25/16
D578,656	S	*	10/2008	Holmstadt	D25/16

* cited by examiner

Primary Examiner—T. Chase Nelson

Assistant Examiner—Kathleen M Sims

(74) *Attorney, Agent, or Firm*—Harness, Dickey & Pierce
P.L.C.

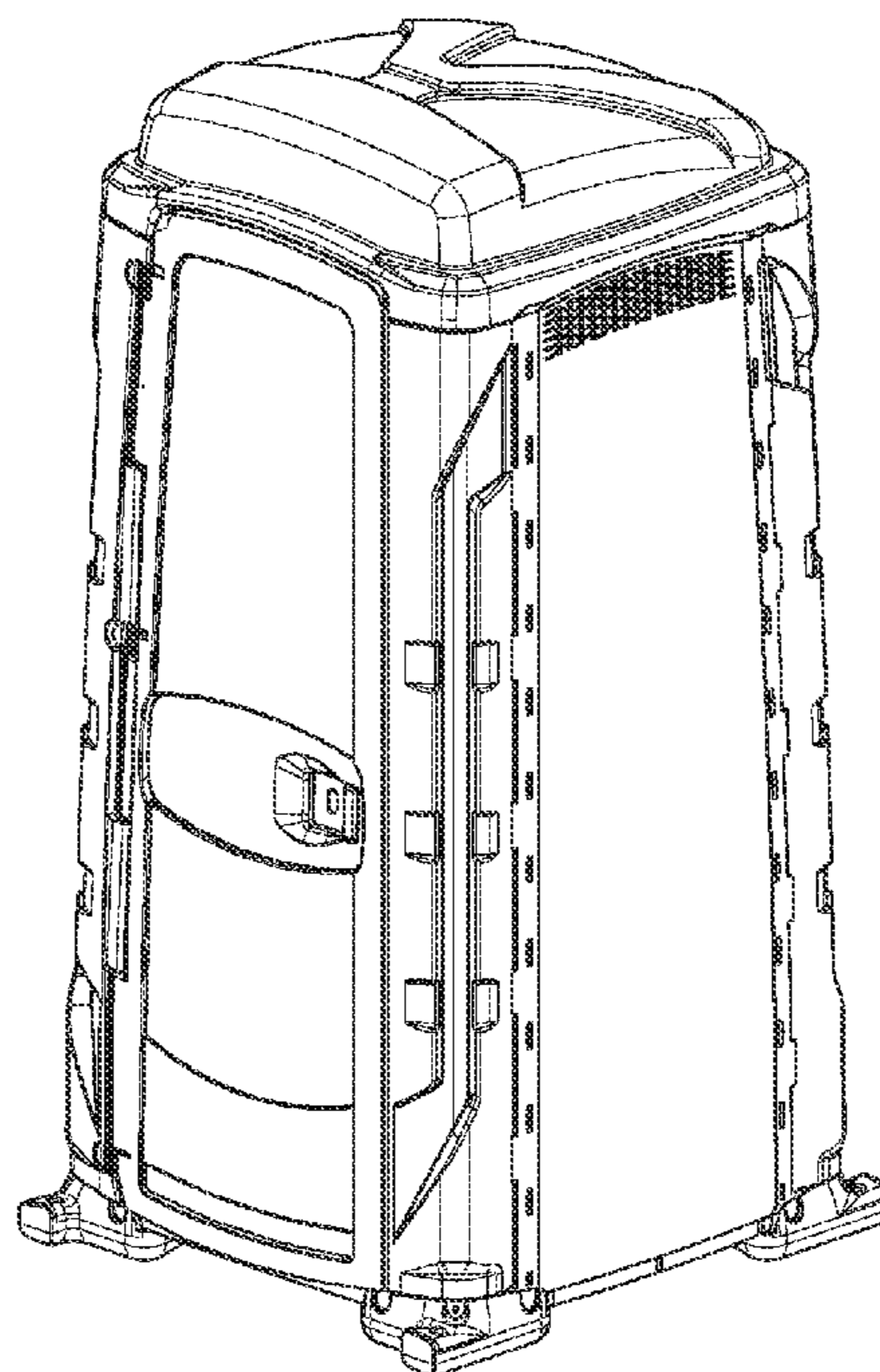
(57) **CLAIM**

The ornamental design for a portable restroom, as shown and described.

DESCRIPTION

FIG. 1 is a front, elevational view of a portable restroom;
FIG. 2 is a side, elevational view thereof;
FIG. 3 is a top view thereof; and,
FIG. 4 is a perspective, front and right, view thereof.

1 Claim, 2 Drawing Sheets



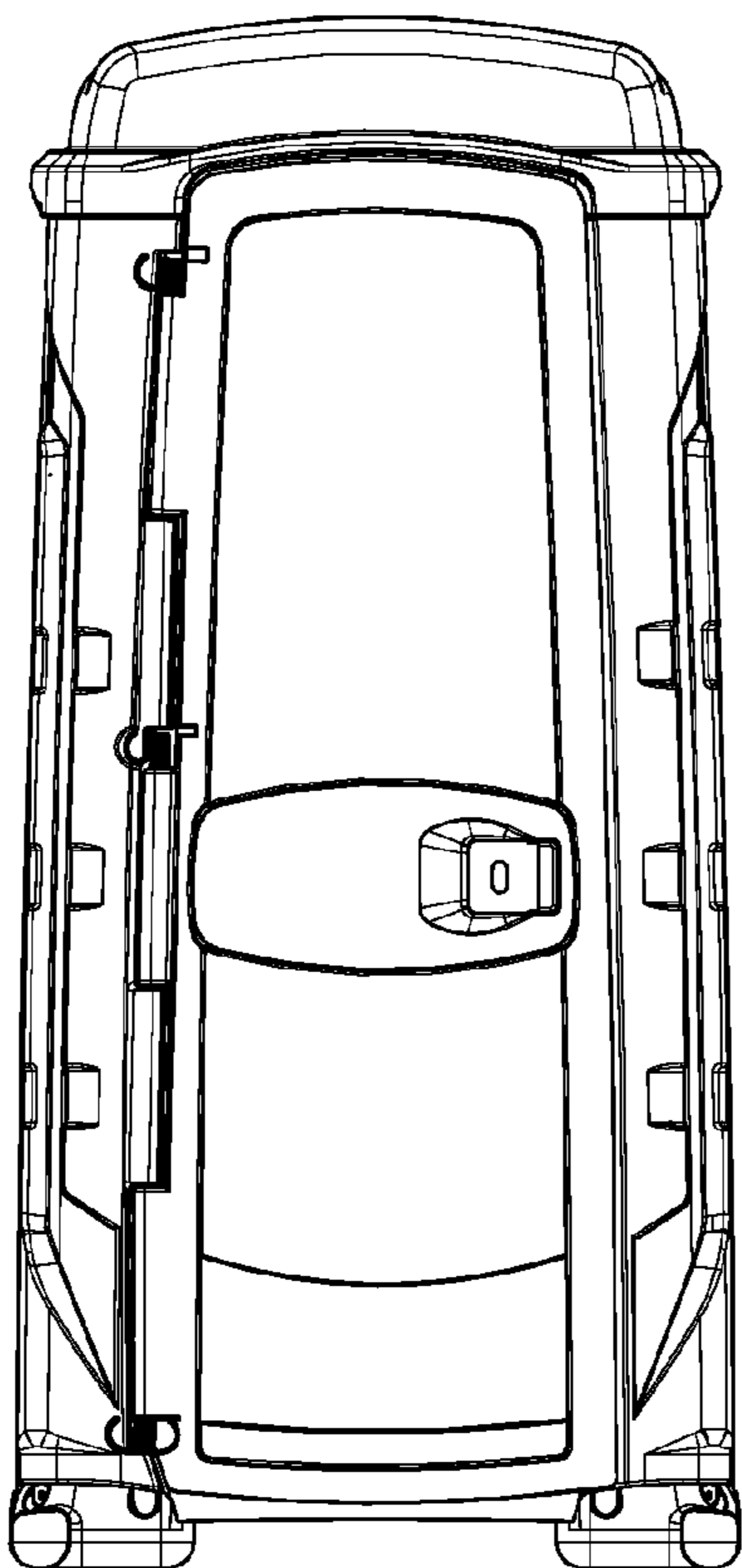


FIG - 1

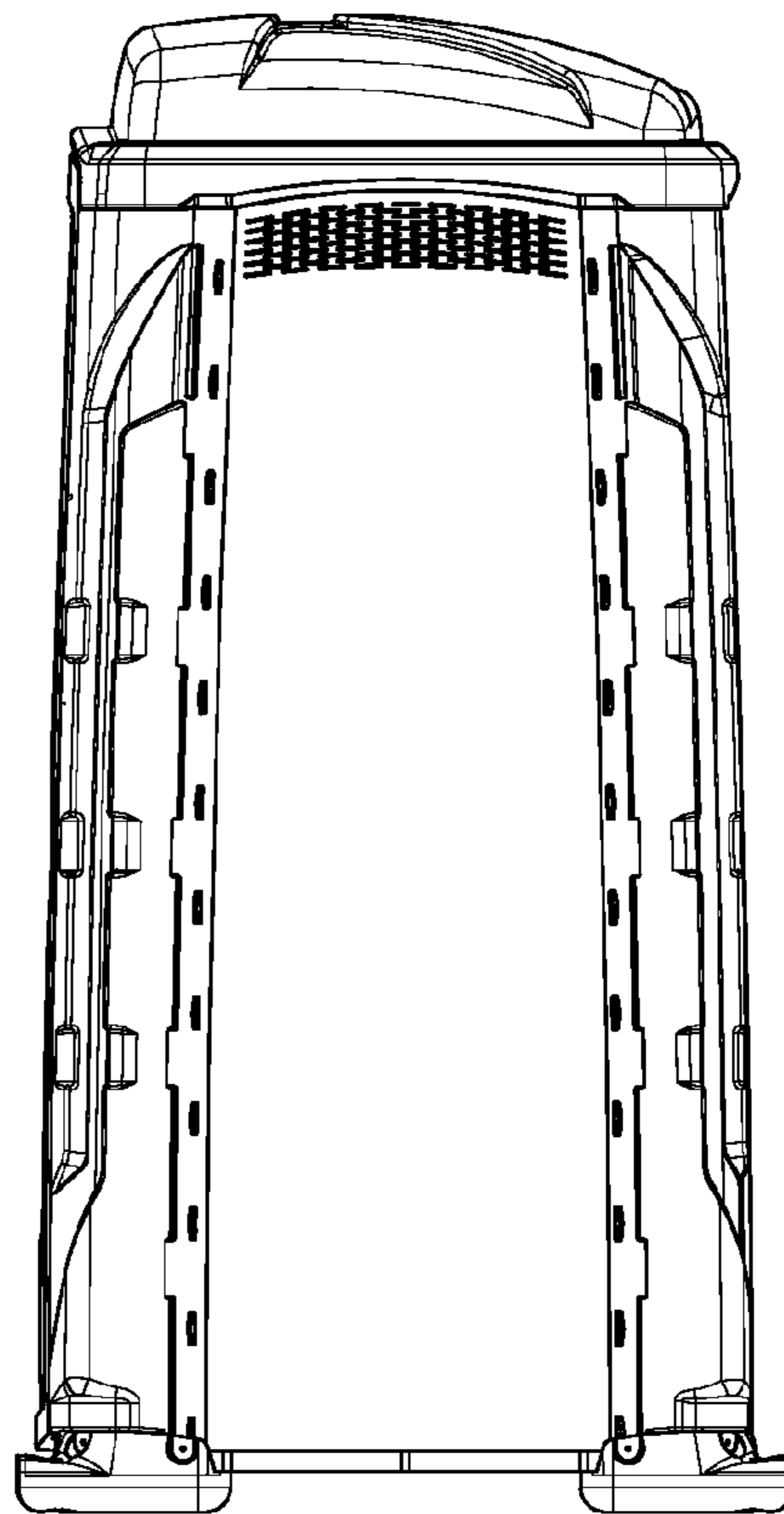


FIG - 2

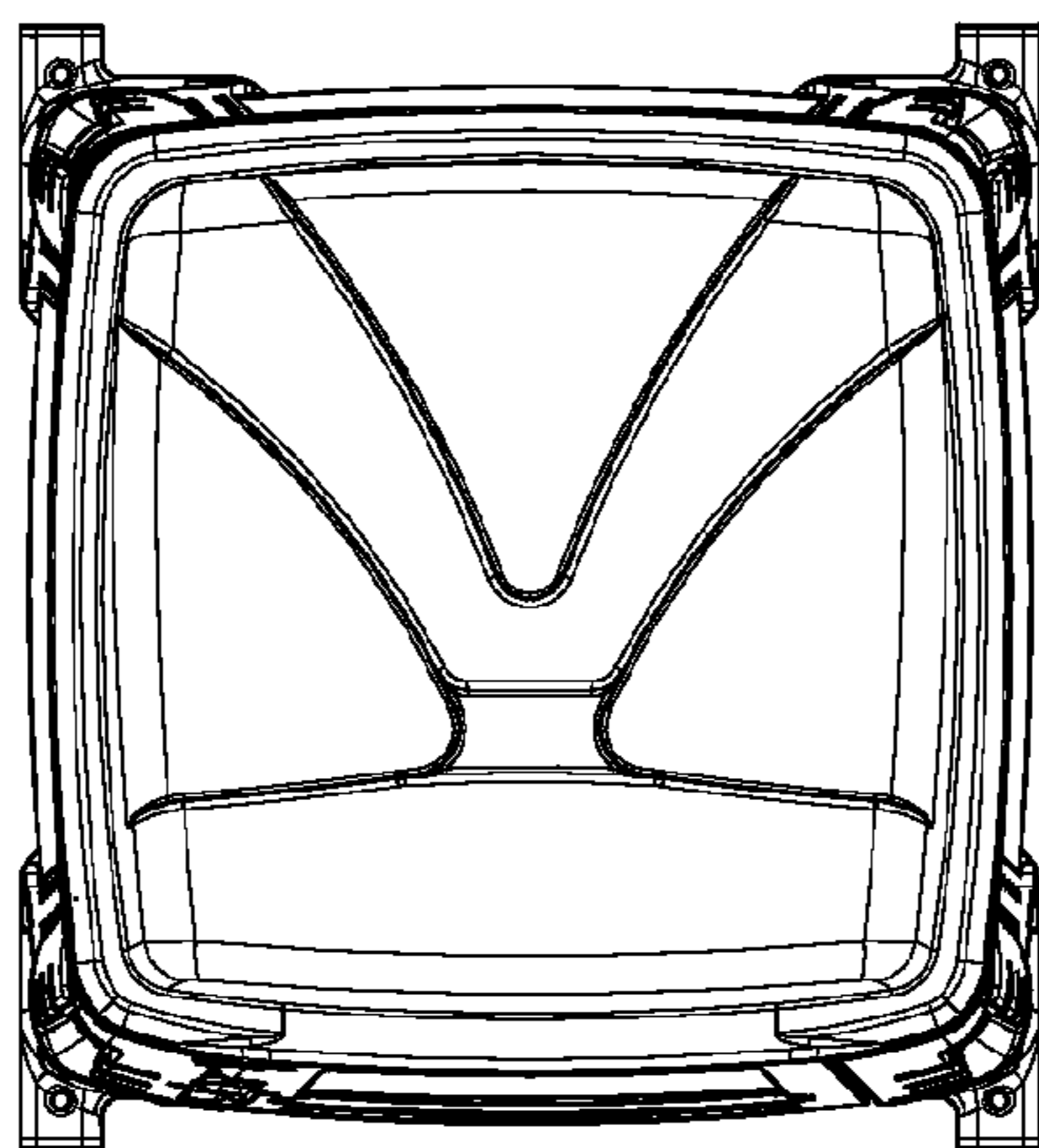


FIG - 3

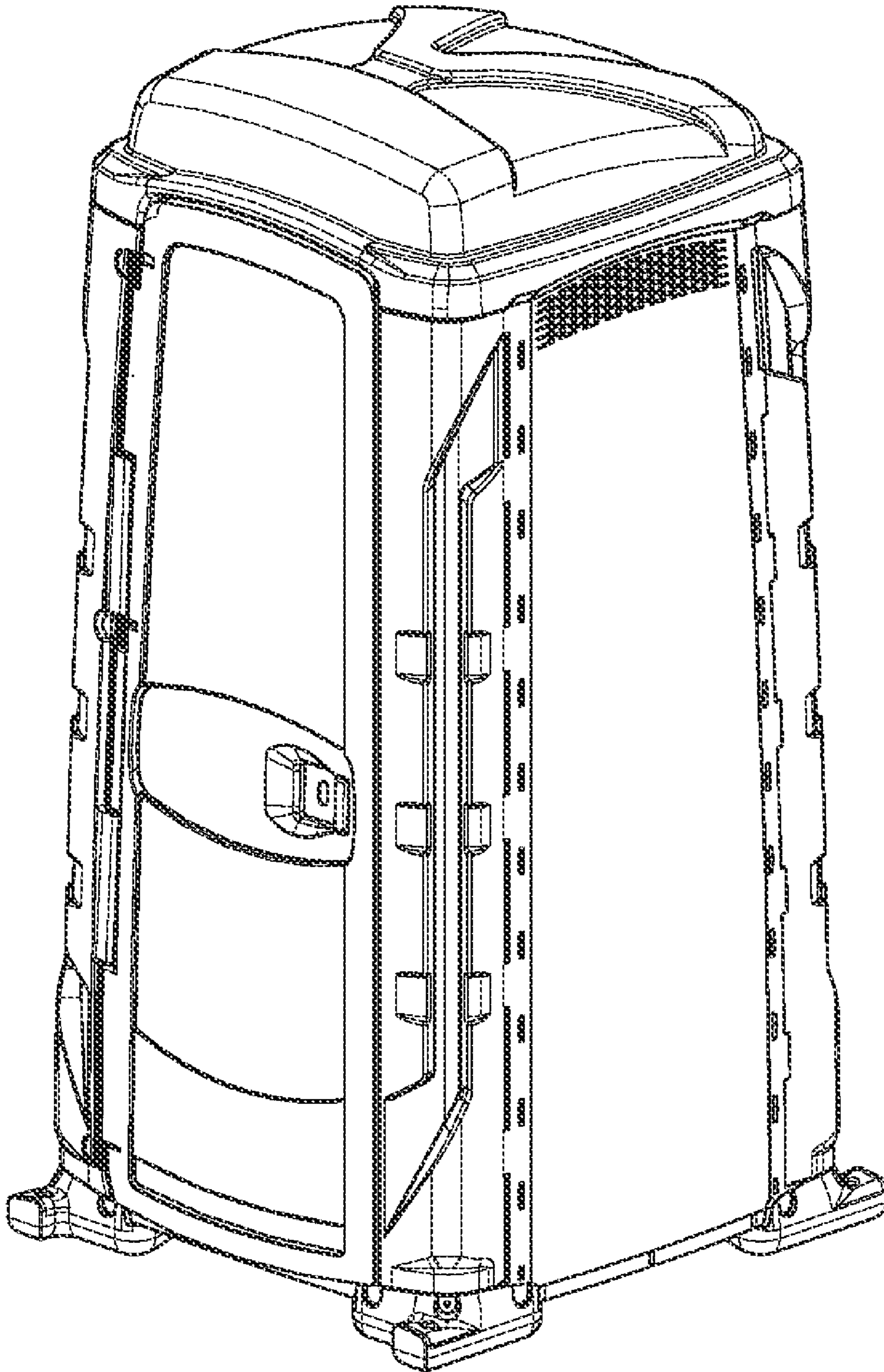


FIG - 4