



US00D609410S

(12) **United States Design Patent**
Labelson et al.

(10) **Patent No.:** **US D609,410 S**
(45) **Date of Patent:** **** Feb. 2, 2010**

(54) **HARNESS WITH LEASH**

(75) Inventors: **Ross Labelson**, Westbury, NY (US);
Eric Swope, Redondo Beach, CA (US)

(73) Assignee: **Buckle-Down, Inc.**, Westbury, NY (US)

(**) Term: **14 Years**

(21) Appl. No.: **29/311,291**

(22) Filed: **Feb. 10, 2009**

(51) **LOC (9) Cl.** **30-04**

(52) **U.S. Cl.** **D30/153**

(58) **Field of Classification Search** 318/257;
D30/154, 160, 151, 199, 153, 152; 119/707-712,
119/786-788, 791, 780, 782, 769-771, 792-799,
119/758, 760, 784, 802, 856, 857, 863, 865,
119/719, 859, 908, 776; D21/791, 840; D8/1,
D8/14, 47; 248/121, 521, 545, 499, 145,
248/156, 508, 530, 125.1, 125.3, 125.8, 690;
211/205; 52/155, 166, 157, 162, 163; 135/118;
403/360, 378; 473/149, 147; D26/138; 362/401;
410/101; 405/259.1, 244; 182/3; 24/523,
24/525, 299, 594.11, DIG. 35, 3.2, 600.7,
24/905; D24/199; 54/71, 34; 267/113, 136,
267/34, 70-72; 16/66; 340/573.3, 668; 294/82.34,
294/19.1; 114/221 R; 441/75; 128/878,
128/882, DIG. 15; D29/120.1-120.2, 100,
D29/101.1; D2/627, 624, 631

See application file for complete search history.

(56) **References Cited**

U.S. PATENT DOCUMENTS

2,909,154 A * 10/1959 Thomas 119/771
3,378,895 A * 4/1968 Eberhart 24/650
4,035,877 A * 7/1977 Brownson et al. 24/323
4,195,392 A * 4/1980 Ueda et al. 24/637
4,584,967 A * 4/1986 Taplin 119/793
4,896,630 A * 1/1990 Luce 119/771
4,932,362 A * 6/1990 Birchmire et al. 119/772
D322,160 S * 12/1991 Dauterive D2/627
5,099,799 A * 3/1992 Giacobbe 119/793

5,131,682 A * 7/1992 Reed 280/801.1
5,154,660 A * 10/1992 Snyder et al. 119/771
D350,628 S * 9/1994 Williams D30/153
D353,932 S * 1/1995 New D2/627
5,517,949 A * 5/1996 Harris et al. 119/795
5,624,135 A * 4/1997 Symonds 280/801.1
5,806,467 A * 9/1998 Arakawa 119/771

(Continued)

Primary Examiner—Susan Moon Lee

(74) *Attorney, Agent, or Firm*—Jones Day

(57) **CLAIM**

The ornamental design for a harness with leash, as shown and described.

DESCRIPTION

FIG. 1 is a perspective view of a harness with leash with a male end of the harness removed from the female end of the leash showing my new design;

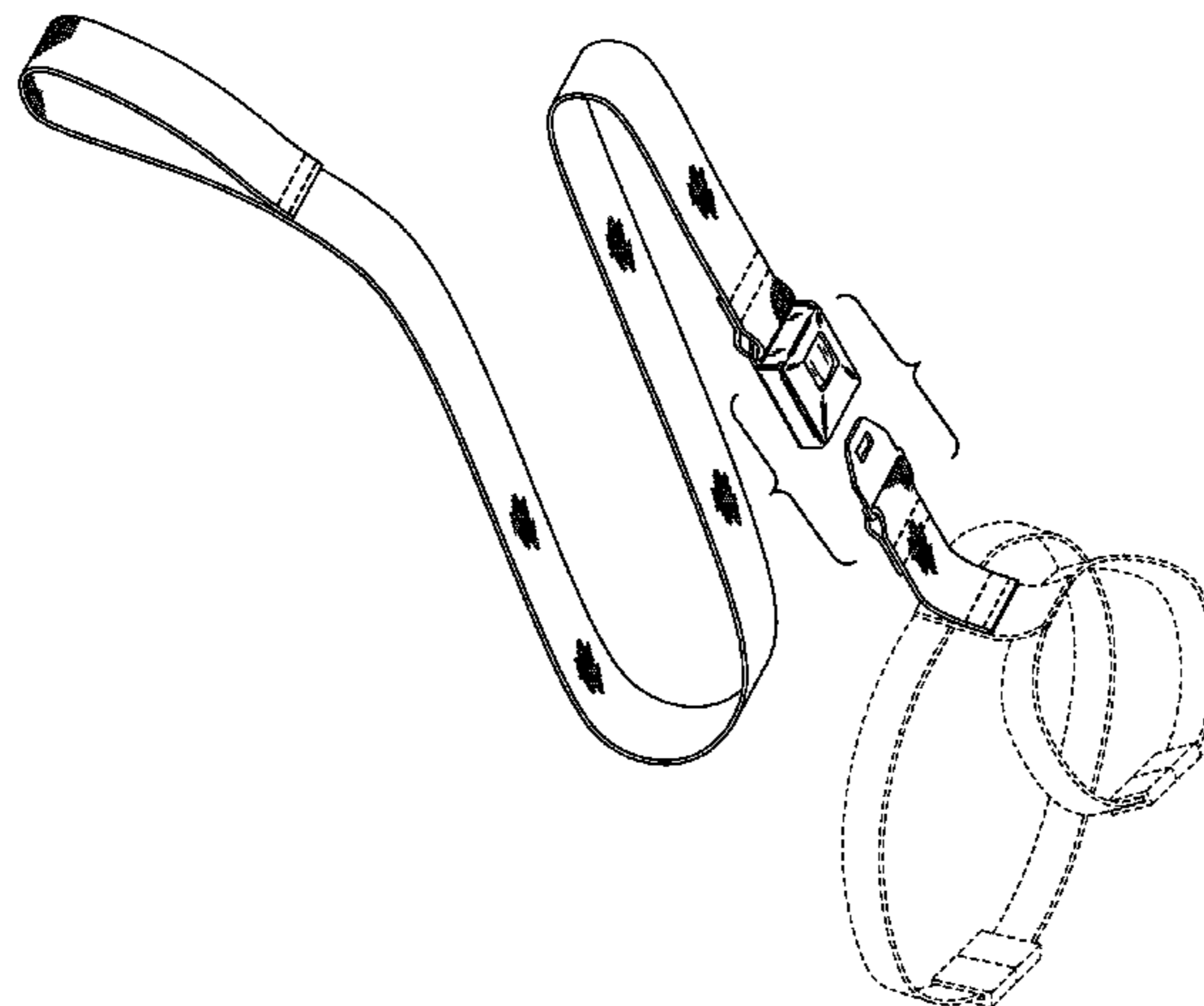
FIG. 2 is a perspective view of a harness with leash with a male end of the harness inserted into the female end of the leash;

FIG. 3 is a perspective view of a harness with leash with a male end of the harness removed from the female end of the leash; and,

FIG. 4 is a perspective view of the harness with leash with a male end of the harness inserted into the female end of the leash, and the leash flap connecting element shown detached from the central buckle.

The portions shown in broken lines are included for illustrative purpose only and form no part of the claimed design.

1 Claim, 4 Drawing Sheets



US D609,410 S

Page 2

U.S. PATENT DOCUMENTS

5,813,367	A *	9/1998	O'Brien	119/770	D542,523	S *	5/2007	Labelson	D3/208
6,192,835	B1 *	2/2001	Calhoun et al.	119/792	D544,707	S *	6/2007	Labelson	D3/208
6,367,428	B1 *	4/2002	Forte	119/863	D547,053	S *	7/2007	Labelson	D3/208
6,626,132	B1 *	9/2003	Mann	119/795	7,281,495	B2 *	10/2007	Wagner	119/793
D495,853	S *	9/2004	Nelson	D2/627	7,591,510	B1 *	9/2009	Giampavolo	297/256.17
6,834,621	B1 *	12/2004	O'Neill	119/771	2004/0112303	A1 *	6/2004	Moulton, III	119/795
6,971,334	B1 *	12/2005	Livesay et al.	119/798	2006/0288960	A1 *	12/2006	Harrison	119/794
					2007/0022974	A1 *	2/2007	Aebi	119/795

* cited by examiner

FIG. 1

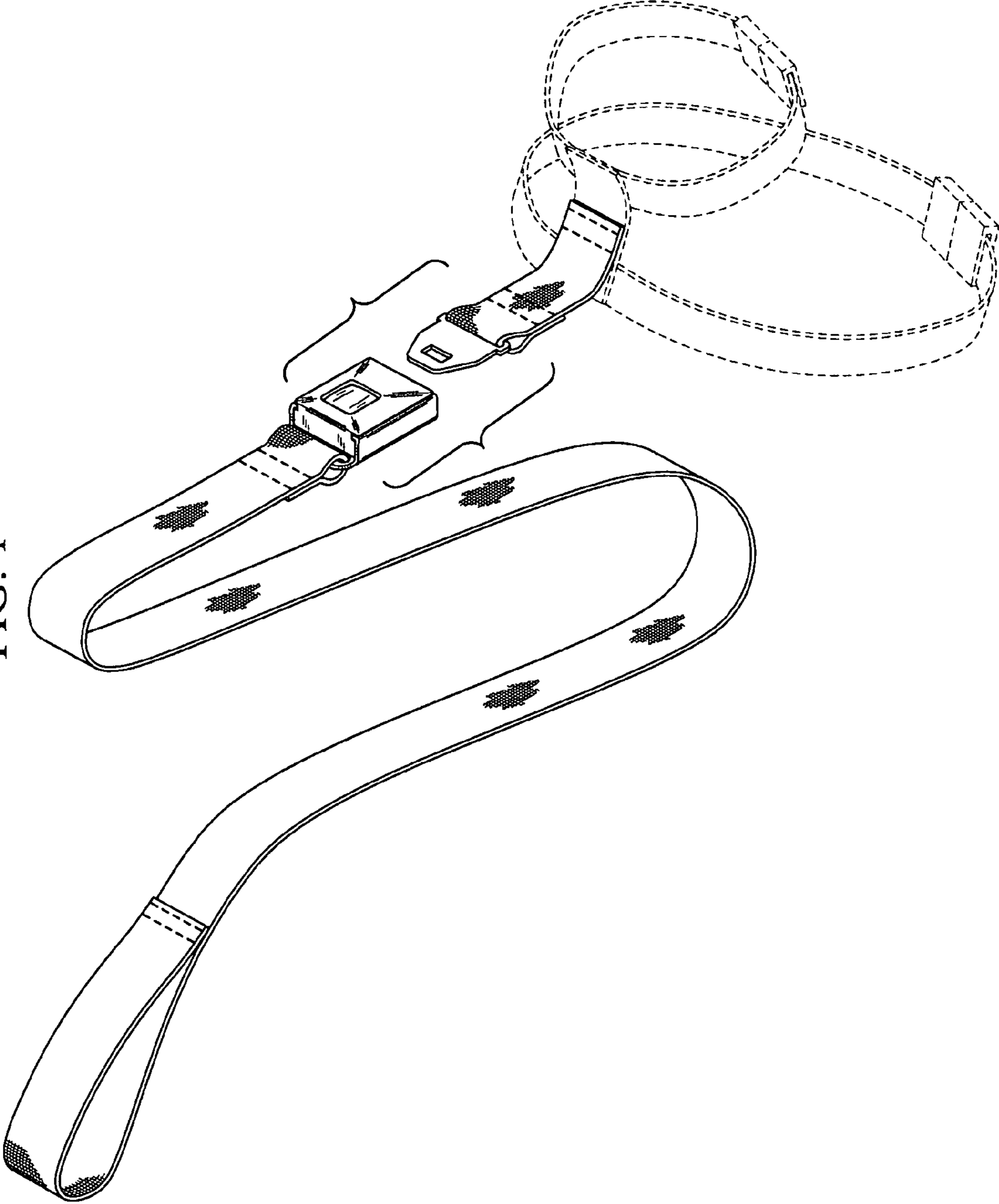


FIG. 2

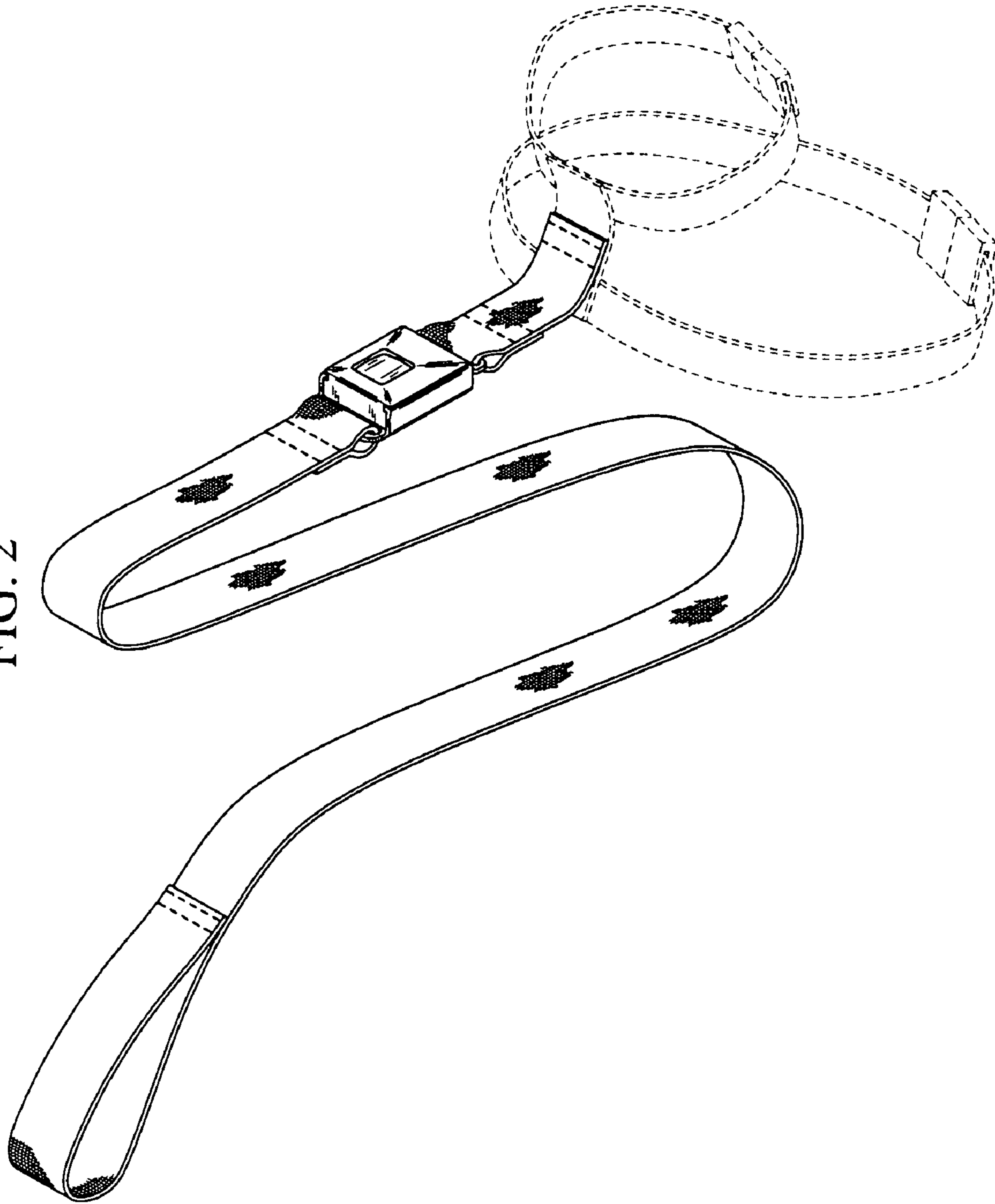


FIG. 3

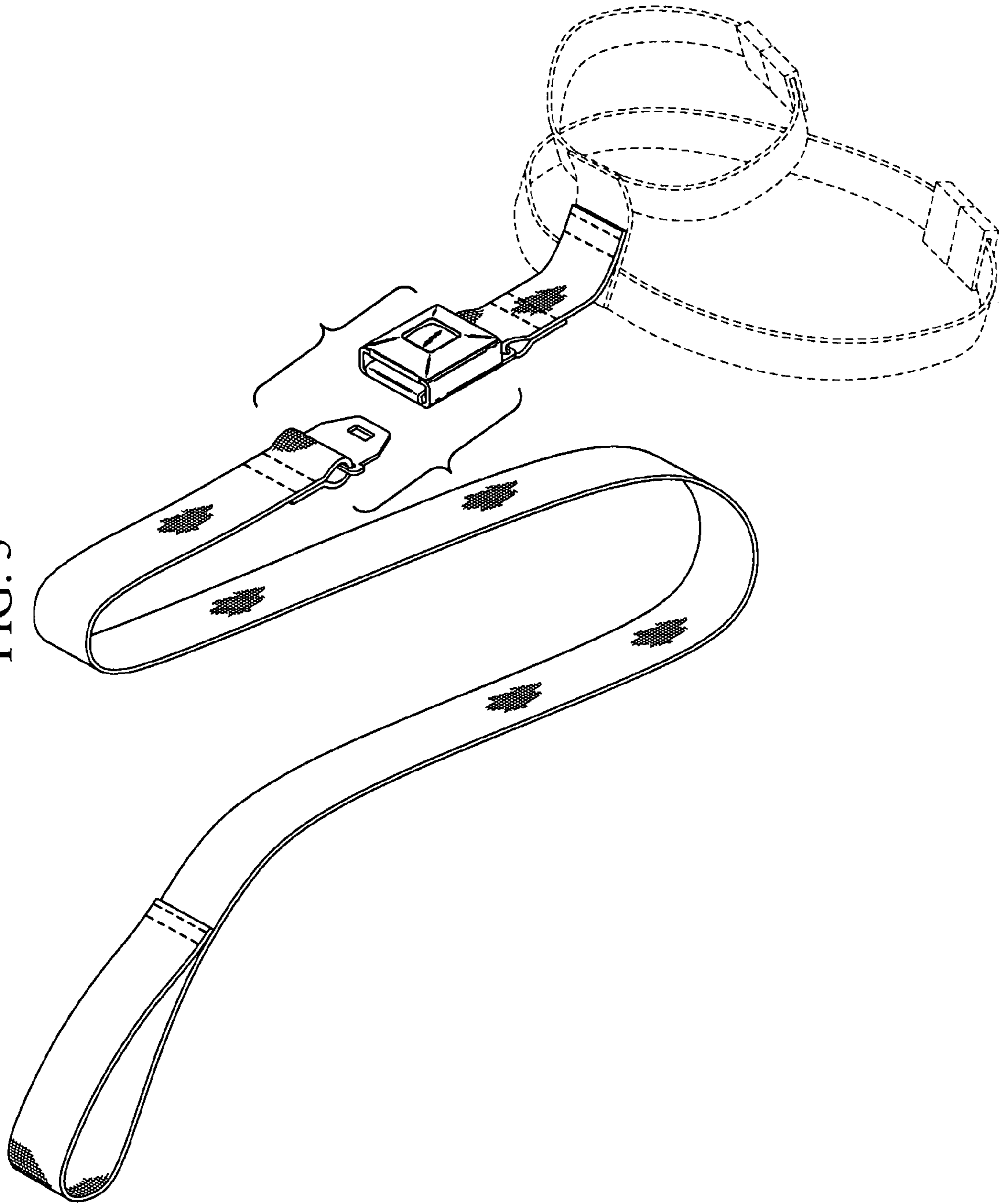


FIG. 4

