



US00D609387S

(12) **United States Design Patent**
Compton

(10) **Patent No.:** **US D609,387 S**
(45) **Date of Patent:** **** Feb. 2, 2010**

(54) **LOW PROFILE LUMINAIRE**
(75) Inventor: **Wayne Compton**, Chino Hills, CA (US)
(73) Assignee: **ELA Lighting**, City of Industry, CA (US)
(**) Term: **14 Years**
(21) Appl. No.: **29/321,382**
(22) Filed: **Jul. 15, 2008**

(51) **LOC (9) Cl.** **26-03**
(52) **U.S. Cl.** **D26/85; D26/71; D26/92**
(58) **Field of Classification Search** **D26/67, D26/68, 71, 72, 85, 87, 92; 362/431, 432**
See application file for complete search history.

(56) **References Cited**

U.S. PATENT DOCUMENTS

D82,862 S *	12/1930	Von Nessen	D26/72
D321,764 S *	11/1991	Von Klier	D26/63
D323,897 S *	2/1992	Compton	D26/24
D329,104 S *	9/1992	Dieperink	D26/87
D353,220 S *	12/1994	Fiorato	D26/85
D439,695 S *	3/2001	Compton et al.	D26/87

D442,313 S *	5/2001	Wojtkowiak et al.	D26/71
D447,590 S *	9/2001	Raouf et al.	D26/71
D464,160 S *	10/2002	Ludwig	D26/76
D485,636 S *	1/2004	Patterson et al.	D26/92
D501,947 S *	2/2005	Haugaard et al.	D26/71
D560,301 S *	1/2008	Compton	D26/85

* cited by examiner

Primary Examiner—Clare E Heflin


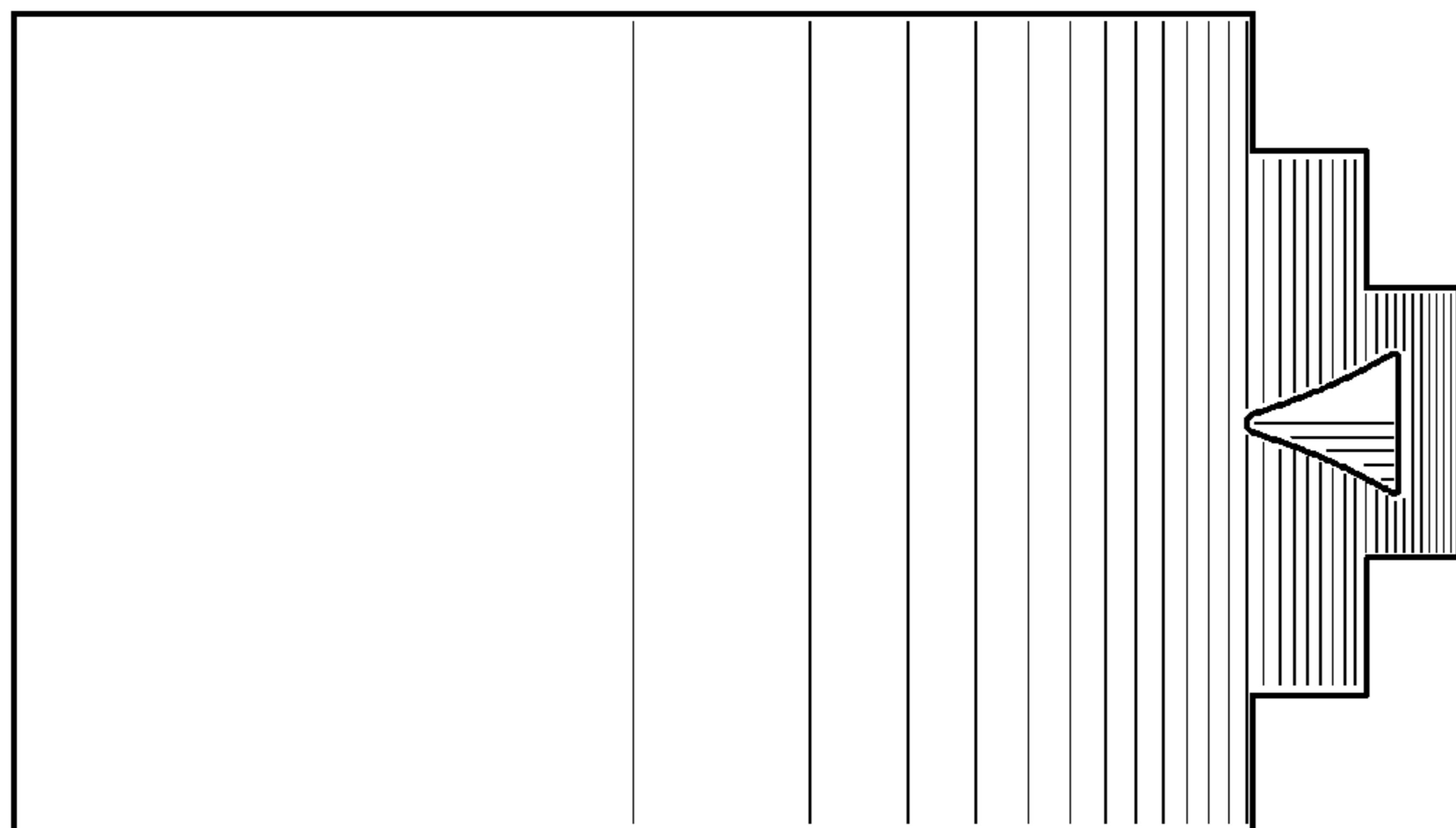
(57) **CLAIM**

The ornamental design for a low profile luminaire, as shown and described.

DESCRIPTION

FIG. 1 is a top plan view of an ornamental design for a low profile luminaire, showing my new design;
FIG. 2 is a rear elevational view of the invention;
FIG. 3 is a right-side elevational view of the invention, the left-side elevational view being a mirror image thereof;
FIG. 4 is a front elevational view of the invention;
FIG. 5 is a bottom plan view of the invention; and,
FIG. 6 is a perspective view of the invention.

1 Claim, 3 Drawing Sheets



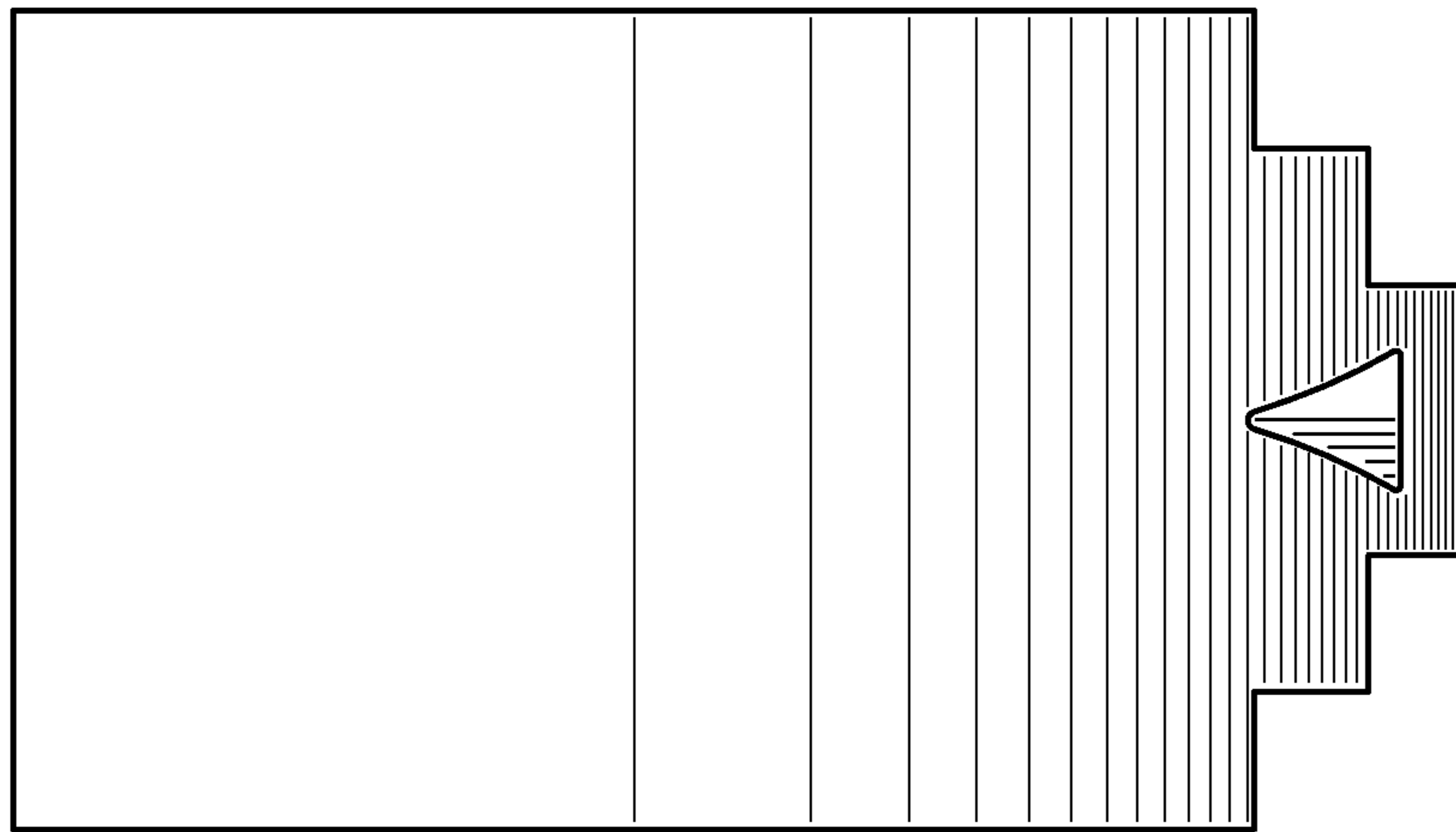


FIG. 1

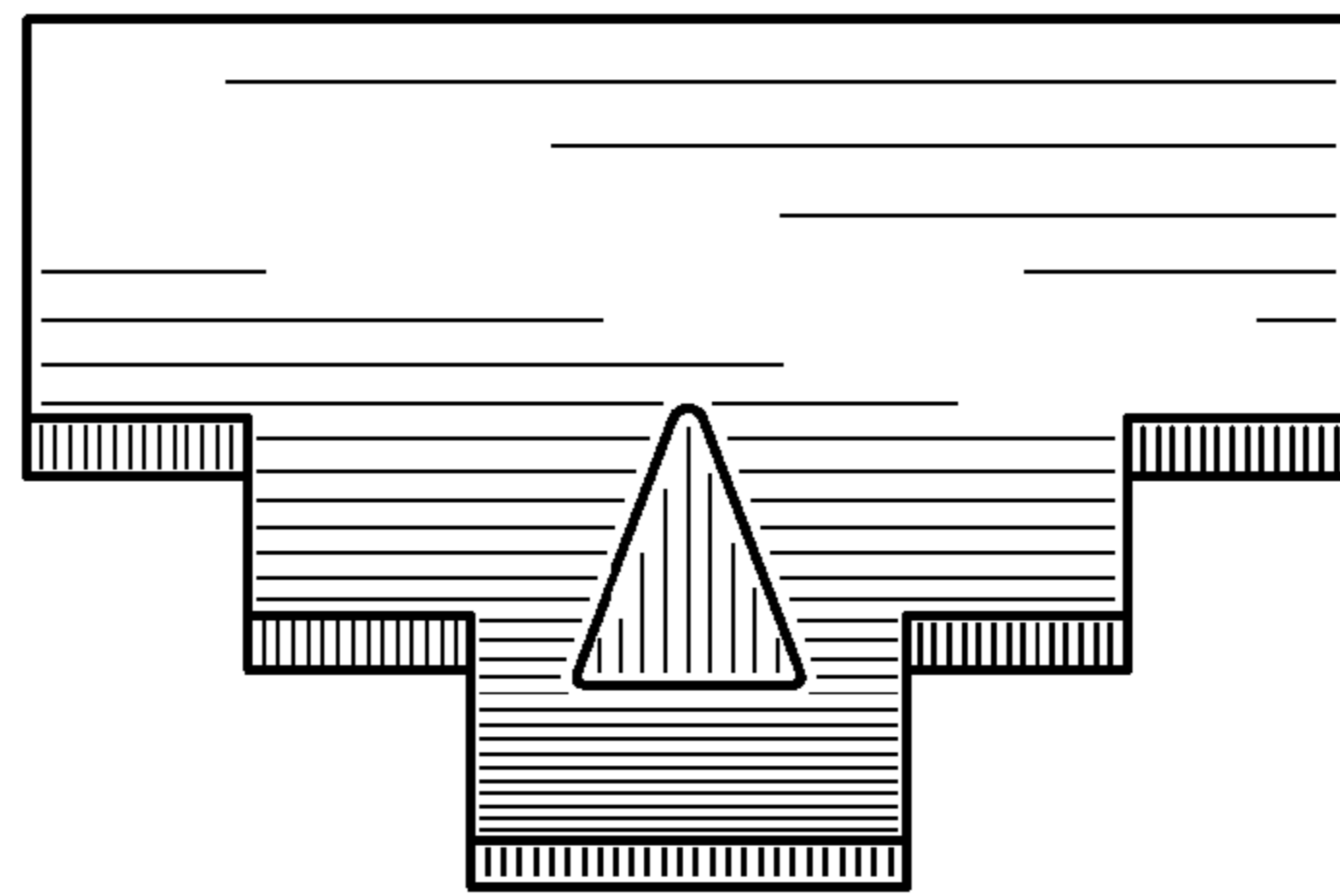


FIG. 2

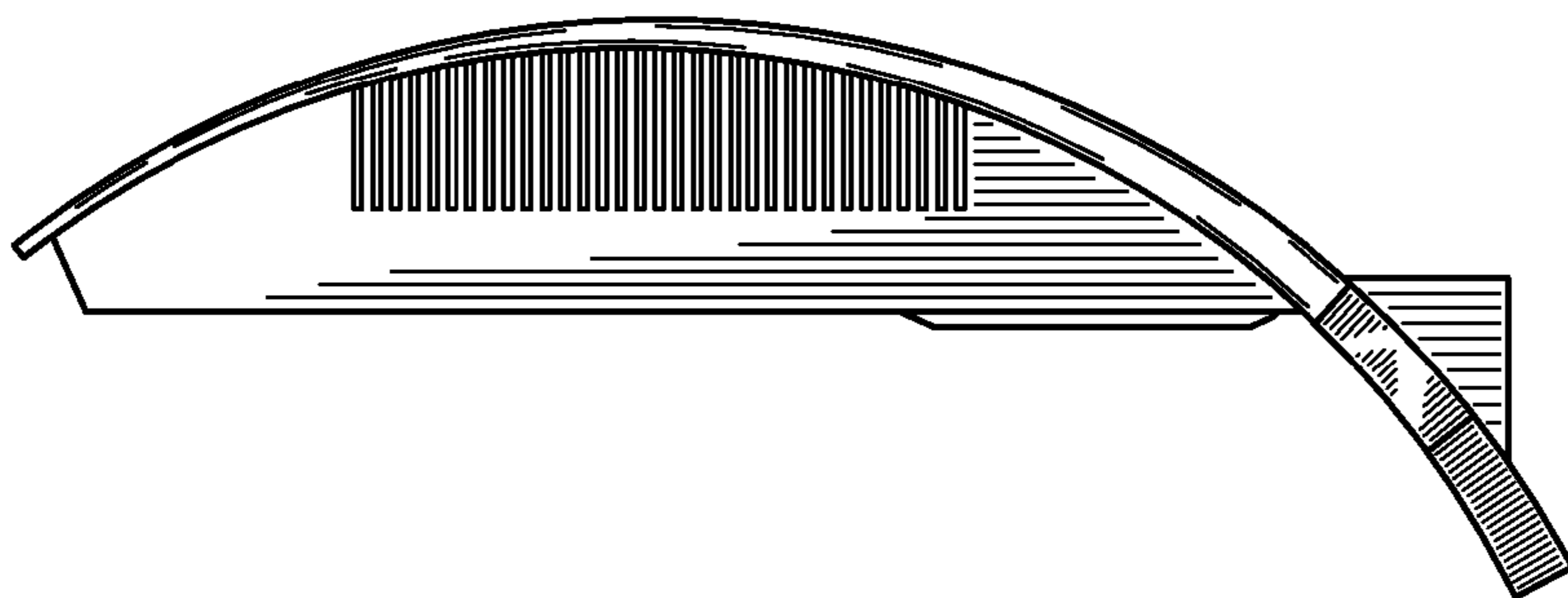


FIG. 3



FIG. 4




FIG. 5

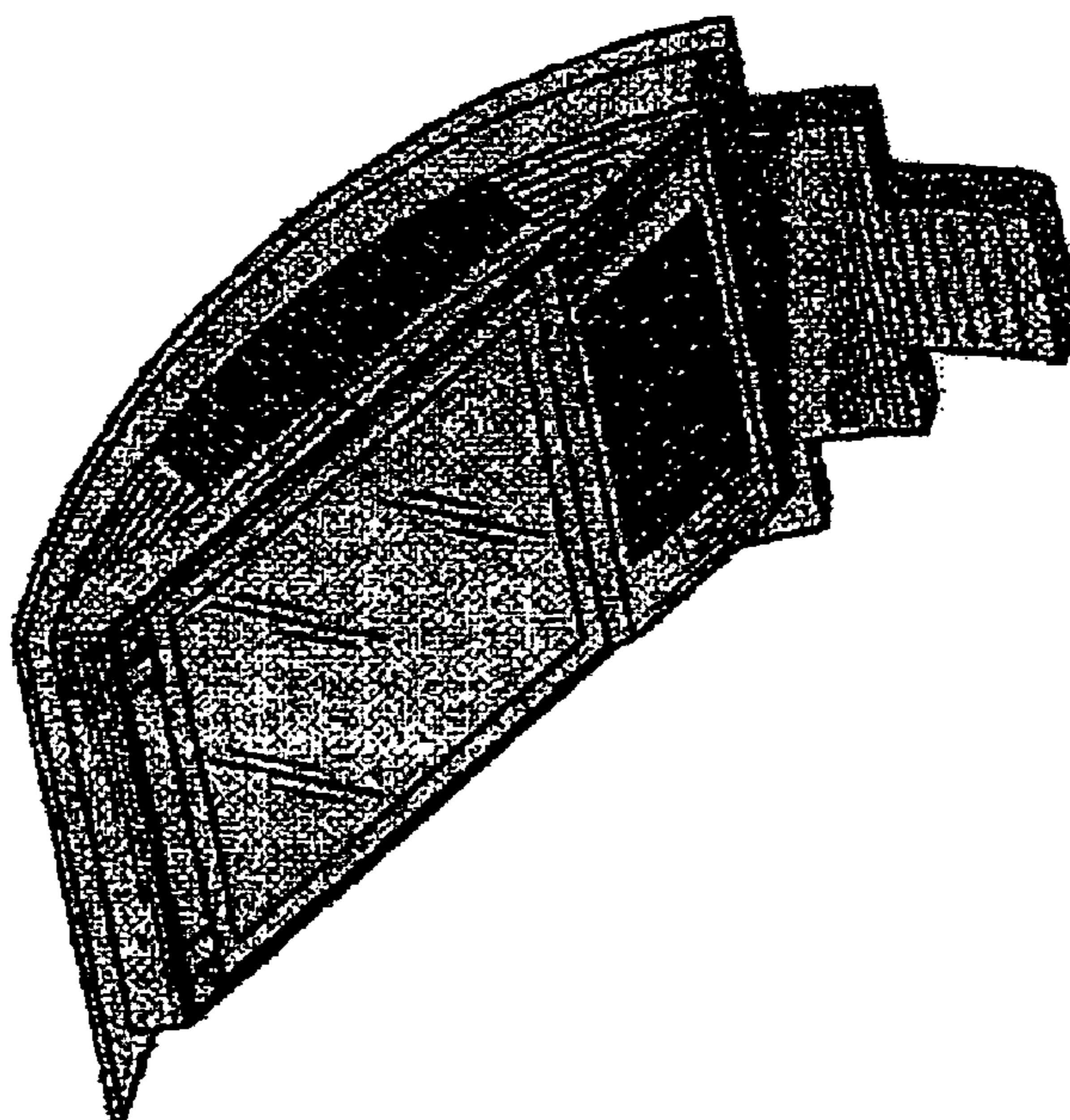


FIG. 6