



US00D609372S

(12) **United States Design Patent**
Rosian

(10) **Patent No.:** **US D609,372 S**
(45) **Date of Patent:** **** Feb. 2, 2010**

(54) **RAIL COVER**

(76) Inventor: **Michael J. Rosian**, P.O. Box 1041,
Orland Park, IL (US) 60462

(**) Term: **14 Years**

(21) Appl. No.: **29/241,666**

(22) Filed: **Oct. 31, 2005**

(51) **LOC (9) Cl.** **25-01**

(52) **U.S. Cl.** **D25/135**

(58) **Field of Classification Search** D25/38,
D25/135; 256/59, 60, 65.01, 65.02, 65.03,
256/65.04

See application file for complete search history.

(56) **References Cited**

U.S. PATENT DOCUMENTS

D382,984 S *	8/1997	Junell	D25/135
5,701,236 A	12/1997	Viviano		
5,713,171 A	2/1998	Andres		
6,299,142 B1	10/2001	Chaney		
D456,087 S *	4/2002	Merrick	D25/135
6,471,192 B1	10/2002	Erwin		
6,494,438 B1	12/2002	Noirot et al.		
6,527,469 B1	3/2003	Erwin		
6,543,751 B1 *	4/2003	Spruill	256/65.04
6,557,831 B2 *	5/2003	Erwin	256/65.04
6,698,726 B2	3/2004	Platt		
6,702,259 B2	3/2004	Pratt		
6,719,278 B2	4/2004	Bryan		
6,805,335 B2	10/2004	Williams		
6,827,995 B2	12/2004	Hughes et al.		
6,874,766 B2	4/2005	Curatolo		
D506,838 S	6/2005	Rosian		
D509,004 S	8/2005	Rosian		
D509,305 S	9/2005	Rosian		
D509,306 S	9/2005	Rosian		
D509,307 S	9/2005	Rosian		
D509,308 S	9/2005	Rosian		
D509,601 S	9/2005	Rosian		
D509,602 S	9/2005	Rosian		
D509,914 S	9/2005	Rosian		
D513,331 S	12/2005	Rosian		

D514,235 S	1/2006	Rosian
D514,713 S	2/2006	Rosian
D518,189 S	3/2006	Rosian
D519,650 S	4/2006	Rosian
2003/0085395 A1	5/2003	Gardner
2003/0096096 A1	5/2003	Jo

(Continued)

Primary Examiner—Doris Clark
(74) *Attorney, Agent, or Firm*—McAndrews, Held & Malloy, Ltd.

(57) **CLAIM**

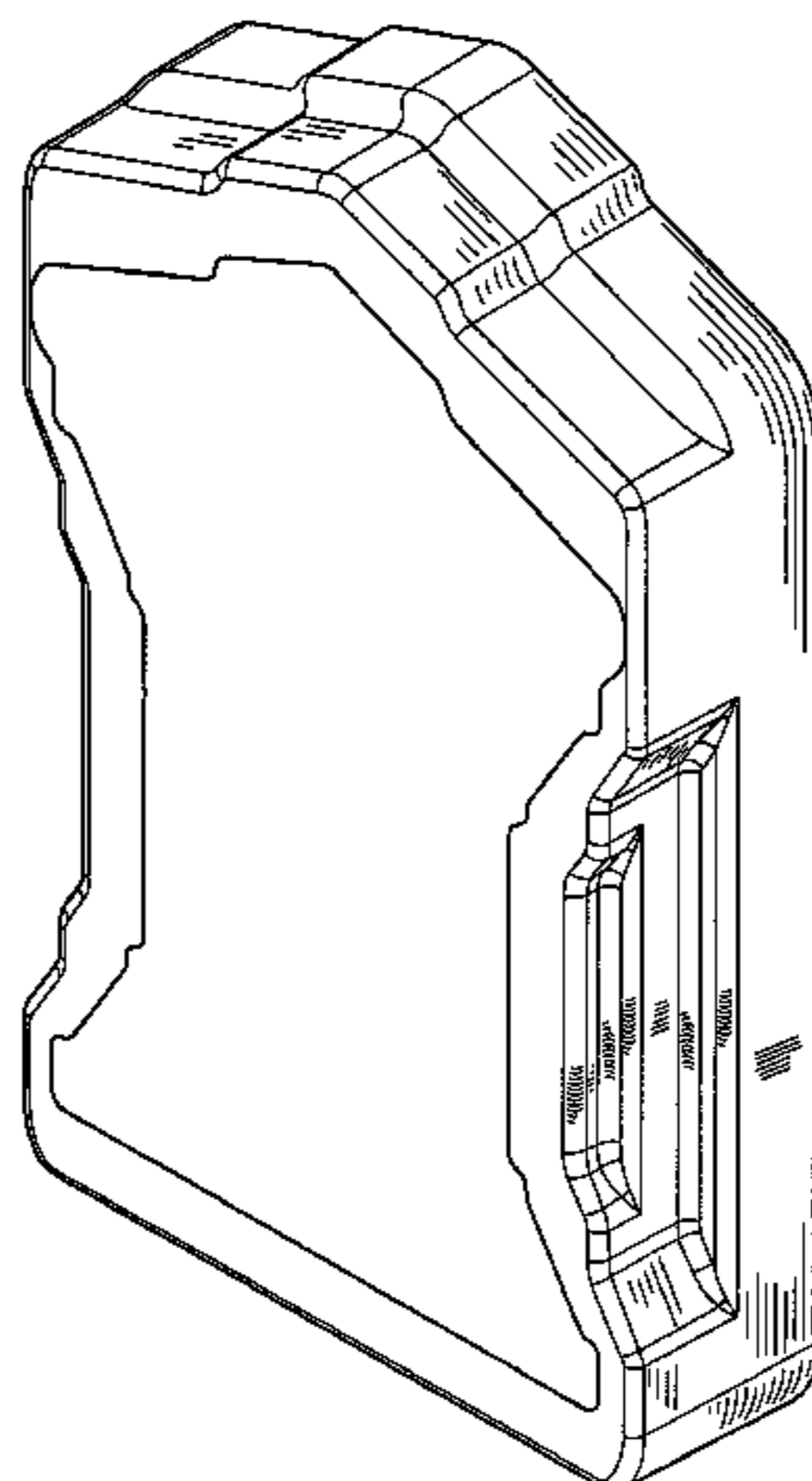
I claim the ornamental design for a rail cover, as shown and described.

DESCRIPTION

The present invention relates to the ornamental design for cover and rail assemblies. The present invention provides novel designs for top covers, bottom covers, top rails and bottom rails. The environment of use is as follows: The cover has an opening that receives an end of a rail. The cover hides or covers the attachment of the rail to a post when assembled. The rail can be horizontal or on an angle, such as a stairway rail.

- FIG. 1 is a perspective view of a rail cover;
- FIG. 2 is a front view of a rail cover;
- FIG. 3 is a side view of a rail cover;
- FIG. 4 is a perspective view of a rail cover angled downward; and,
- FIG. 5 is a perspective view of a rail cover angled upward.

1 Claim, 3 Drawing Sheets



US D609,372 S

Page 2

U.S. PATENT DOCUMENTS

2004/0009338 A1 1/2004 Jo
2004/0188666 A1 9/2004 Pratt
2006/0001015 A1 1/2006 Forbis

2006/0006372 A1 1/2006 Forbis
2006/0091372 A1 5/2006 Rosian

* cited by examiner

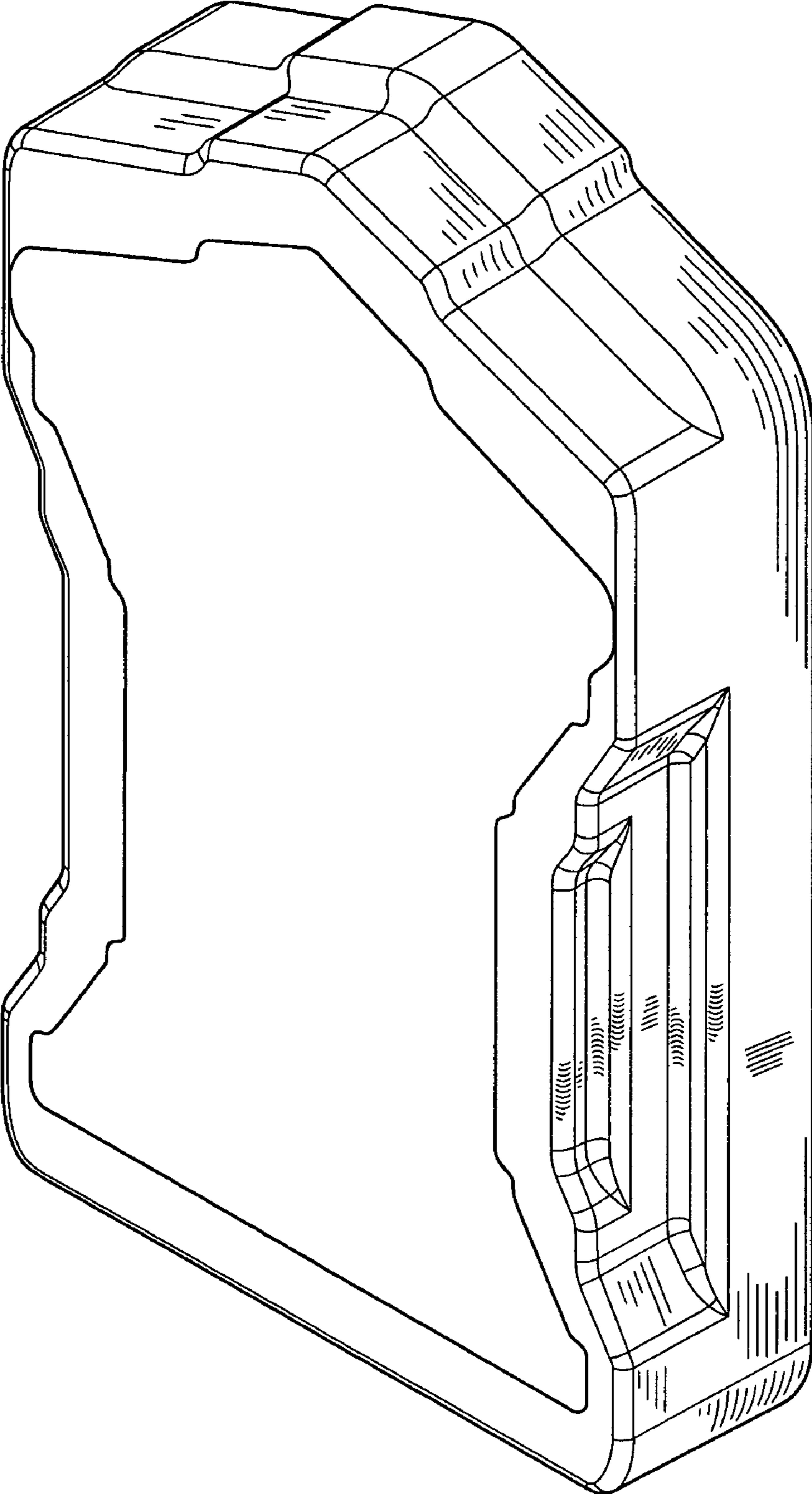


FIG. 1

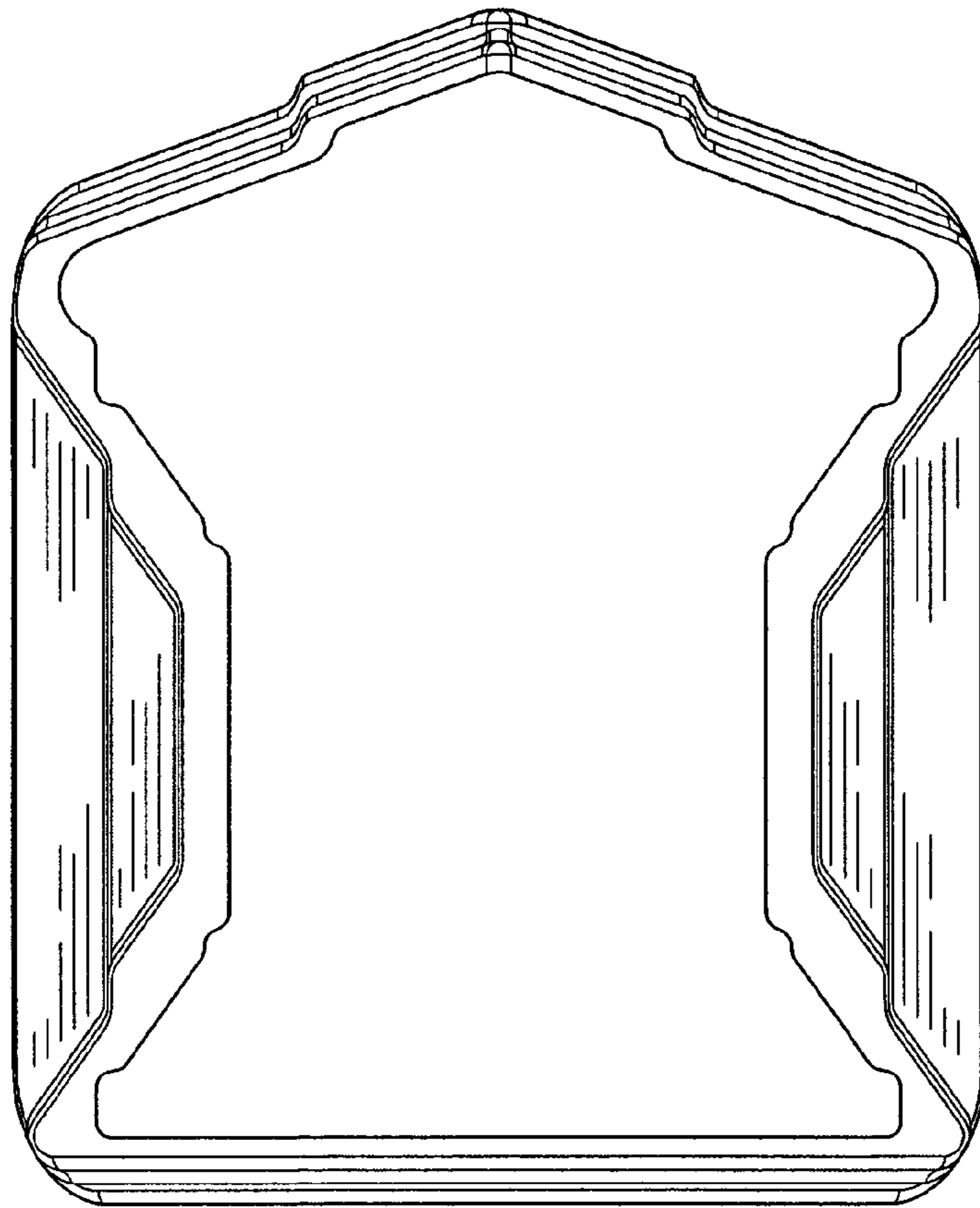


FIG. 2

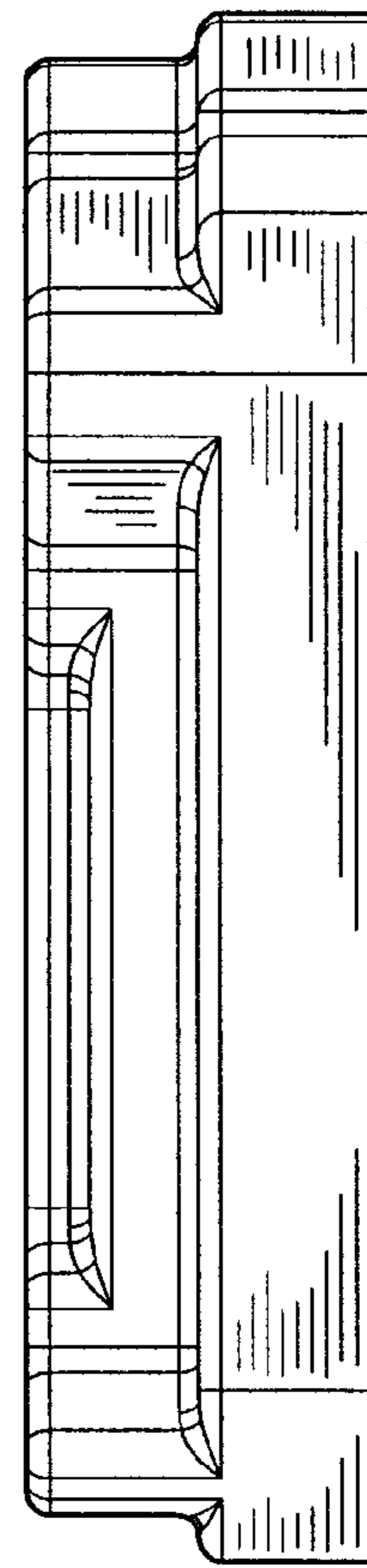


FIG. 3

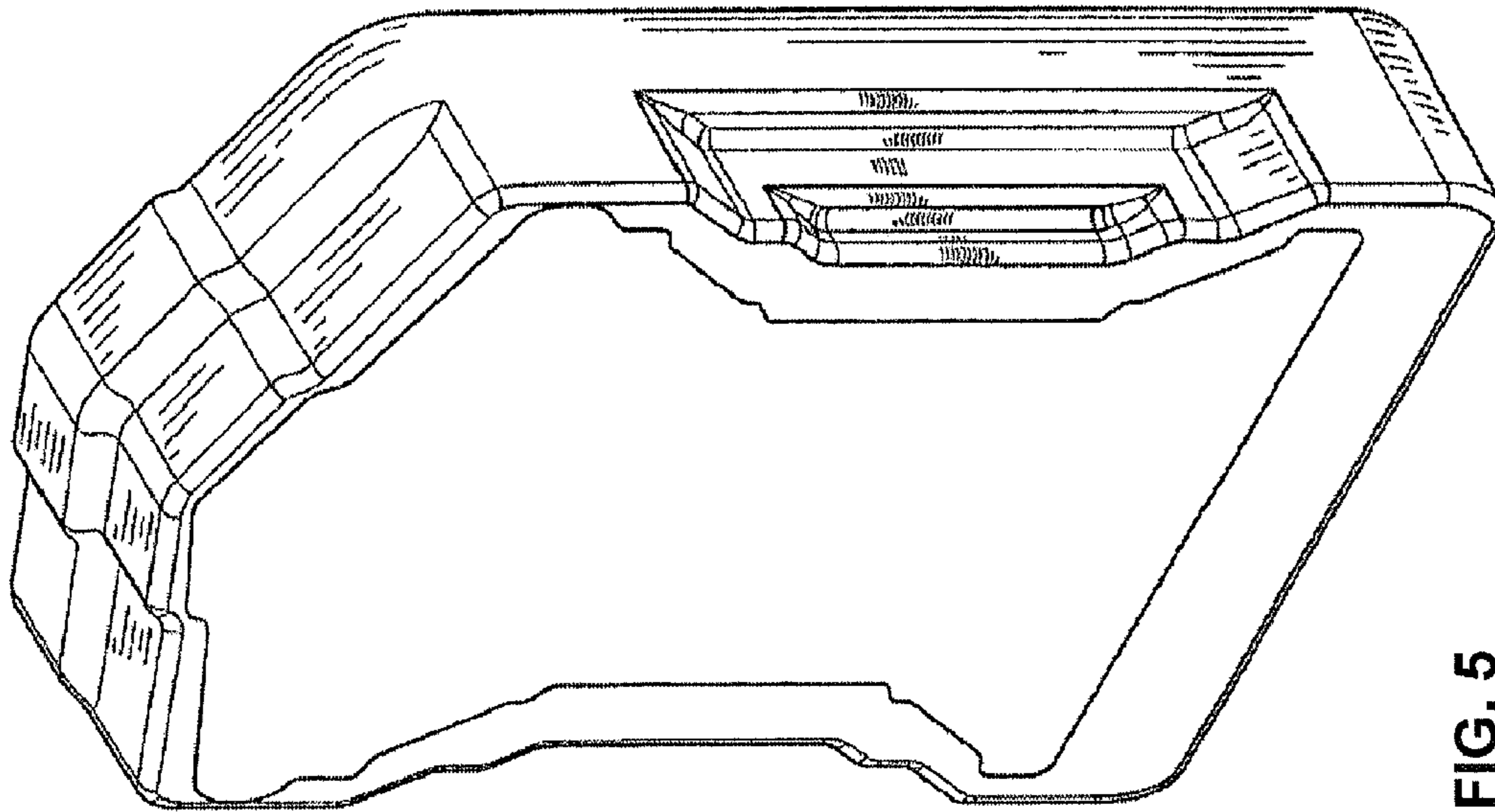


FIG. 5

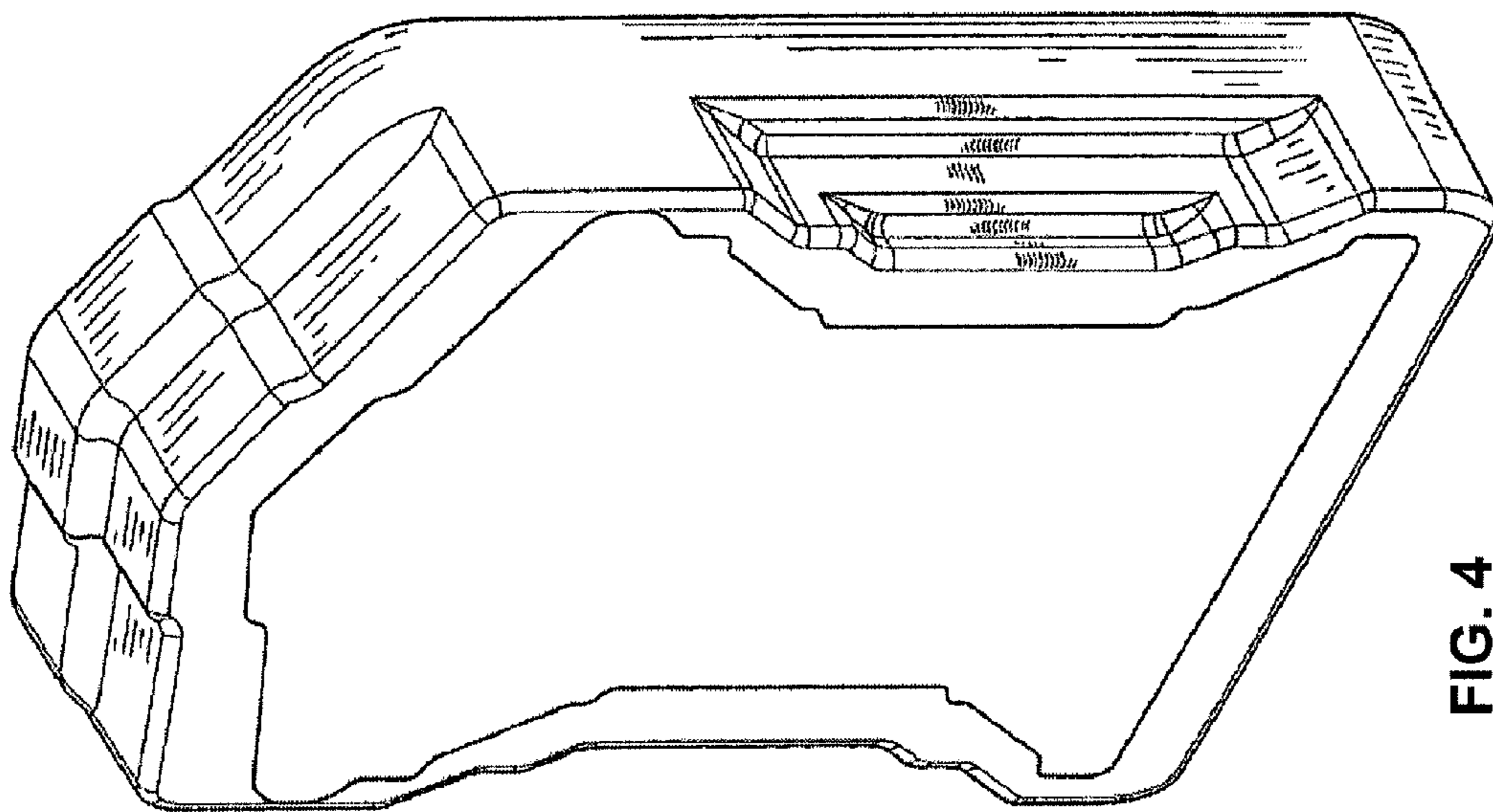


FIG. 4