



US00D609370S

(12) **United States Design Patent**
Elliott

(10) **Patent No.:** **US D609,370 S**

(45) **Date of Patent:** **** Feb. 2, 2010**

(54) **DECORATIVE CORNER BLOCK**

(76) **Inventor:** **Ralph Elliott**, 9318 E. Princess Dr.,
Mesa, AZ (US) 85207

(**) **Term:** **14 Years**

(21) **Appl. No.:** **29/329,102**

(22) **Filed:** **Dec. 9, 2008**

(51) **LOC (9) Cl.** **25-01**

(52) **U.S. Cl.** **D25/116**

(58) **Field of Classification Search** D25/102,
D25/112-118, 136, 138, 152-162, 164; D21/484-491,
D21/499-502; 405/16, 17, 33, 35, 284, 286;
52/503-505, 574, 575, 596-605, 609-612;
404/29-31; D8/403; D6/495

See application file for complete search history.

(56) **References Cited**

U.S. PATENT DOCUMENTS

170,331 A *	11/1875	Berryman	52/608
D302,045 S *	7/1989	Gazley	D25/138
D302,312 S *	7/1989	Apostolopoulos	D25/113
D462,259 S *	9/2002	Williams	D8/403
D533,448 S *	12/2006	DePaul	D8/403
D538,152 S *	3/2007	DePaul	D8/403
D539,926 S *	4/2007	Placuzzi	D25/113
D569,014 S *	5/2008	Coates	D25/102
D573,726 S *	7/2008	Coates	D25/102

* cited by examiner

Primary Examiner—T. Chase Nelson

Assistant Examiner—Anhdao Doan

(74) *Attorney, Agent, or Firm*—Booth Udall, PLC; Steven J. Laureanti

(57) **CLAIM**

The ornamental design for a decorative corner block, as shown and described.

DESCRIPTION

FIG. 1 is a perspective view of a decorative corner block according to the present invention;

FIG. 2 is a front view of the decorative corner block of FIG. 1;

FIG. 3 is a right side view of the decorative corner block of FIG. 1, the left side view being a mirror image thereof;

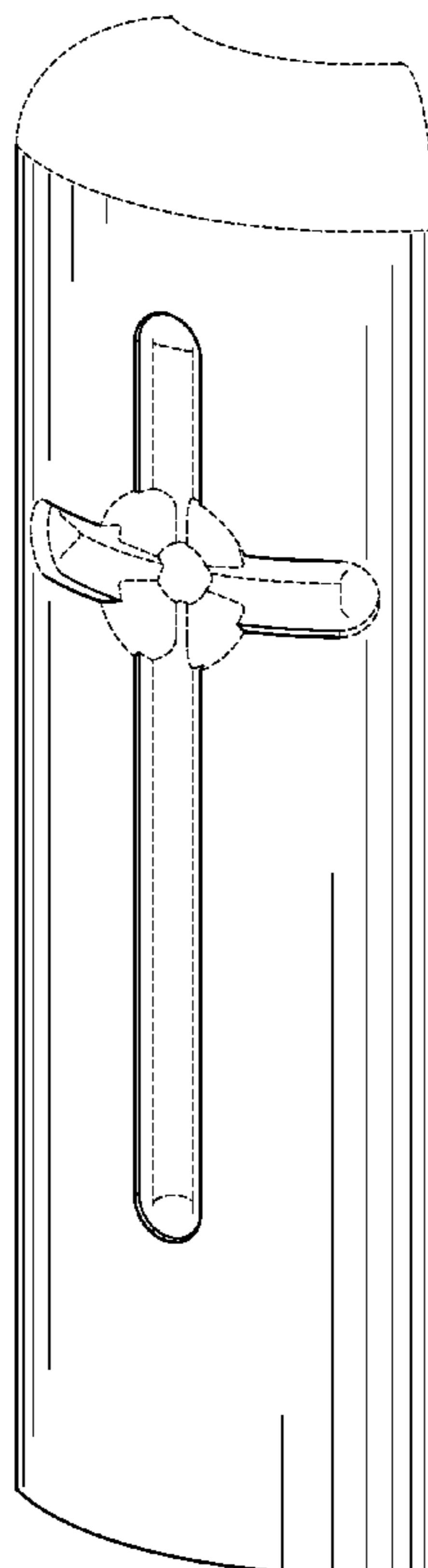
FIG. 4 is a back side view of the decorative corner block of FIG. 1;

FIG. 5 is a top view of the decorative corner block of FIG. 1; and,

FIG. 6 is a bottom view of the decorative corner block of FIG. 1.

The broken lines immediately adjacent the shaded areas or the solid lines represent the bounds of the claim, and all other broken lines represent unclaimed portions of the decorative corner block. None of the broken lines form a part of the claimed design.

1 Claim, 3 Drawing Sheets



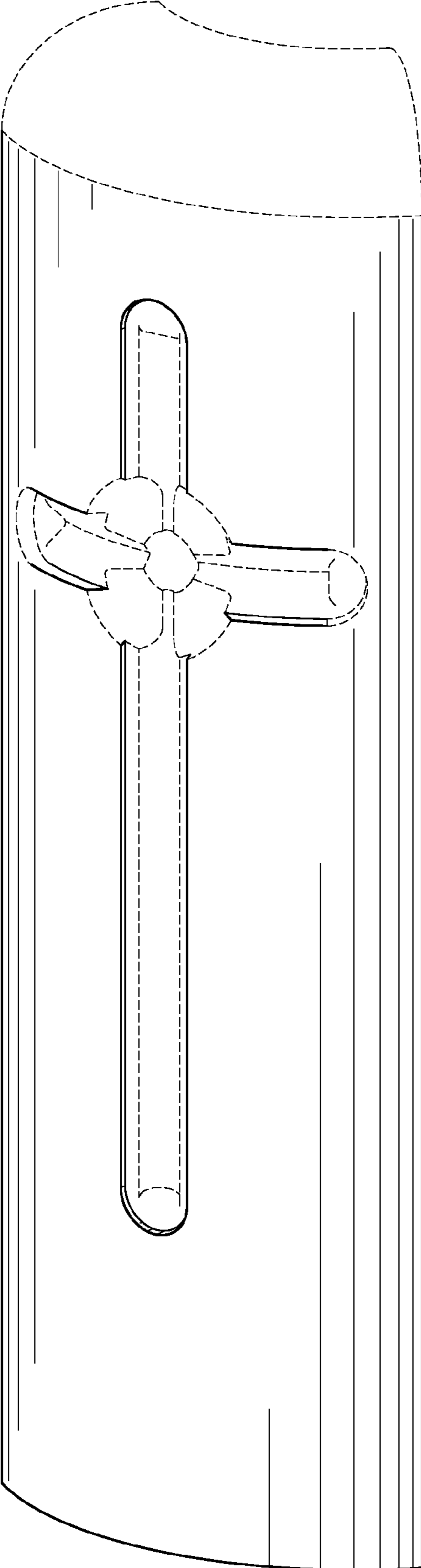


FIG. 1

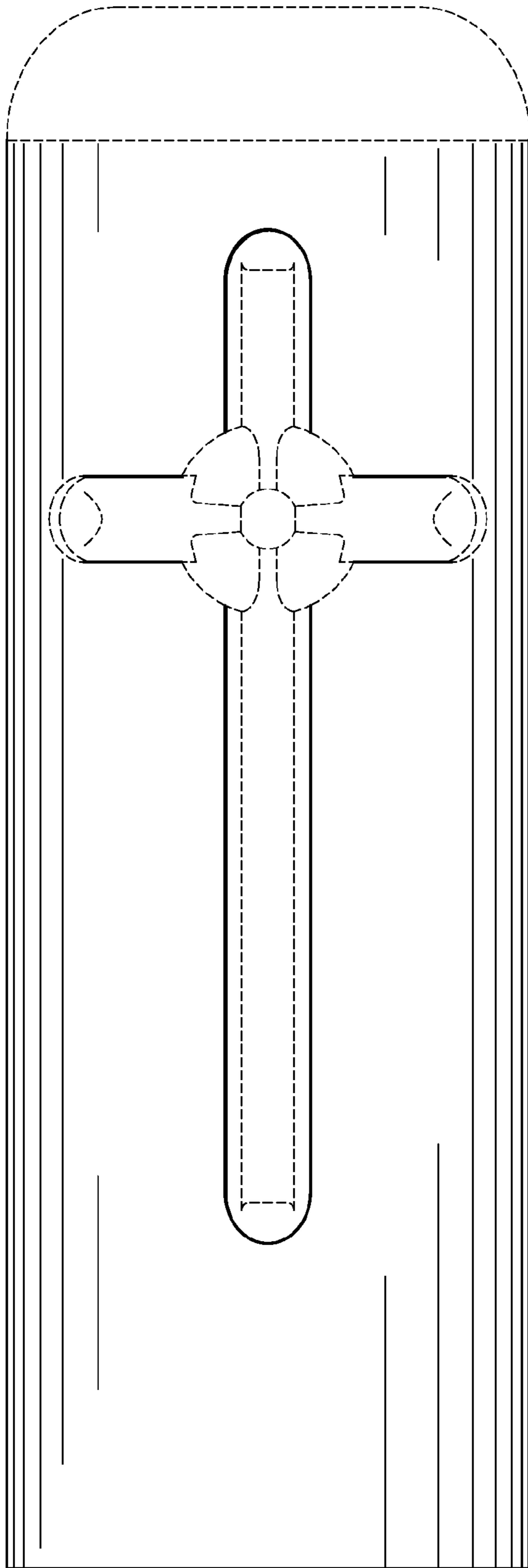


FIG. 2

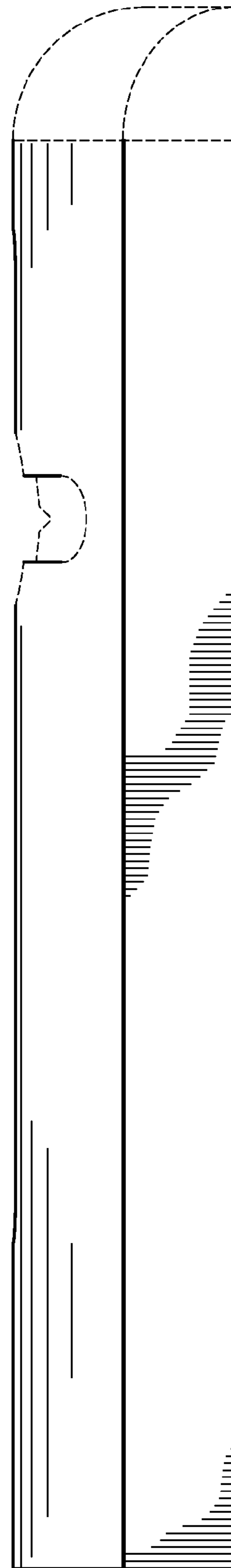


FIG. 3

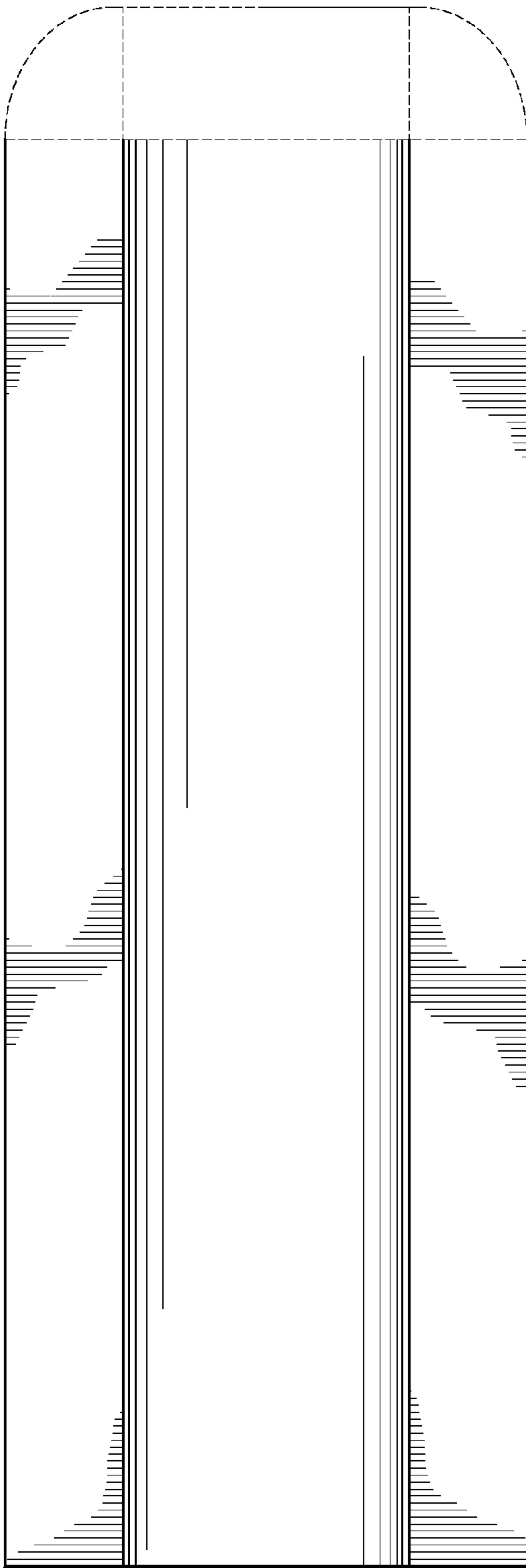


FIG. 4

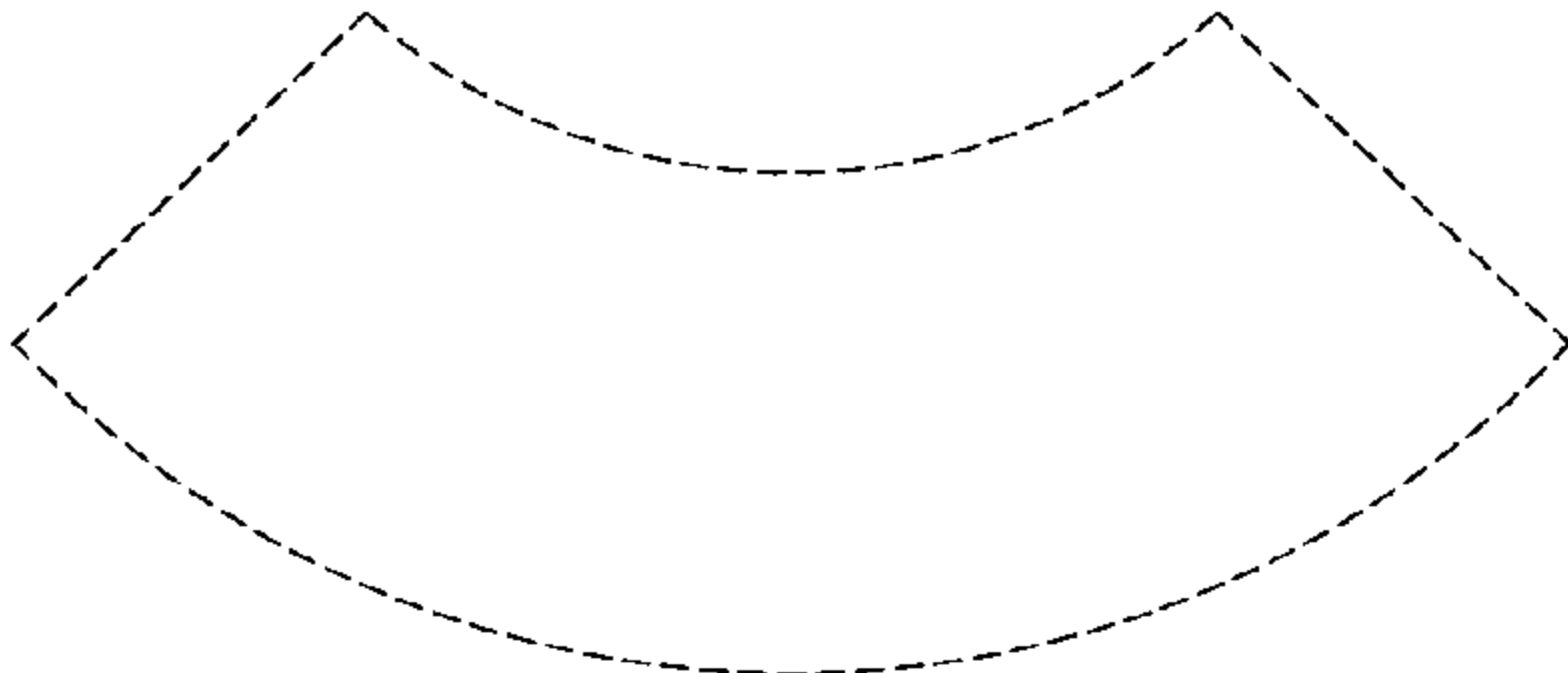


FIG. 5

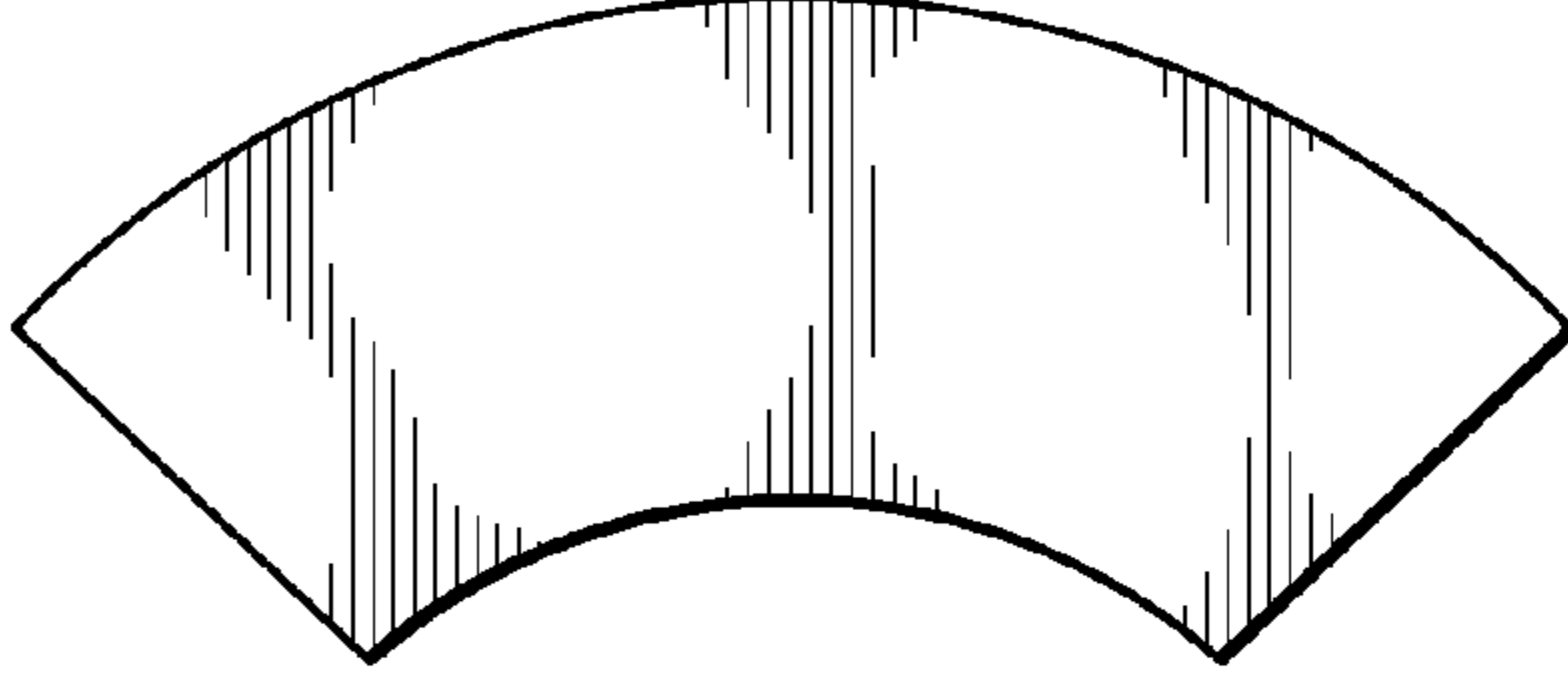


FIG. 6