



(12) **United States Design Patent**
Yim

(10) **Patent No.:** **US D609,360 S**
(45) **Date of Patent:** **** Feb. 2, 2010**

- (54) **CRESCENT WARMER**
- (75) Inventor: **Daniel H. Yim**, Rocky Face, GA (US)
- (73) Assignee: **Heatmax, Inc.**, Dalton, GA (US)
- (**) Term: **14 Years**
- (21) Appl. No.: **29/329,484**
- (22) Filed: **Dec. 16, 2008**

Related U.S. Application Data

- (63) Continuation-in-part of application No. 29/257,636, filed on Apr. 7, 2006, now Pat. No. Des. 583,959.
- (51) **LOC (9) Cl.** **26-04**
- (52) **U.S. Cl.** **D24/206**
- (58) **Field of Classification Search** D24/200, D24/206-207, 189; 126/263.02; 607/96, 607/108-111, 114
See application file for complete search history.

(56) **References Cited**

U.S. PATENT DOCUMENTS

5,046,479	A *	9/1991	Usui	126/204
D325,637	S *	4/1992	O'Brien et al.	D24/206
D342,790	S *	12/1993	Zona	D24/207
5,837,005	A *	11/1998	Viltro et al.	607/112
5,925,072	A *	7/1999	Cramer et al.	607/108
5,980,562	A *	11/1999	Ouellette et al.	607/108
6,048,326	A *	4/2000	Davis et al.	602/26
6,336,935	B1 *	1/2002	Davis et al.	607/112

D467,006	S *	12/2002	Knight et al.	D24/206
D472,321	S *	3/2003	Davis et al.	D24/206
D526,720	S *	8/2006	Dodo et al.	D24/206
D582,047	S *	12/2008	Yim	D24/206
D583,479	S *	12/2008	Yim	D24/206
D583,959	S *	12/2008	Yim	D24/206
D587,812	S *	3/2009	Uchiyama et al.	D24/206

* cited by examiner

Primary Examiner—Ian Simmons

Assistant Examiner—Wan Laymon

(74) *Attorney, Agent, or Firm*—Thomas, Kayden, Horstemeyer & Risley, LLP

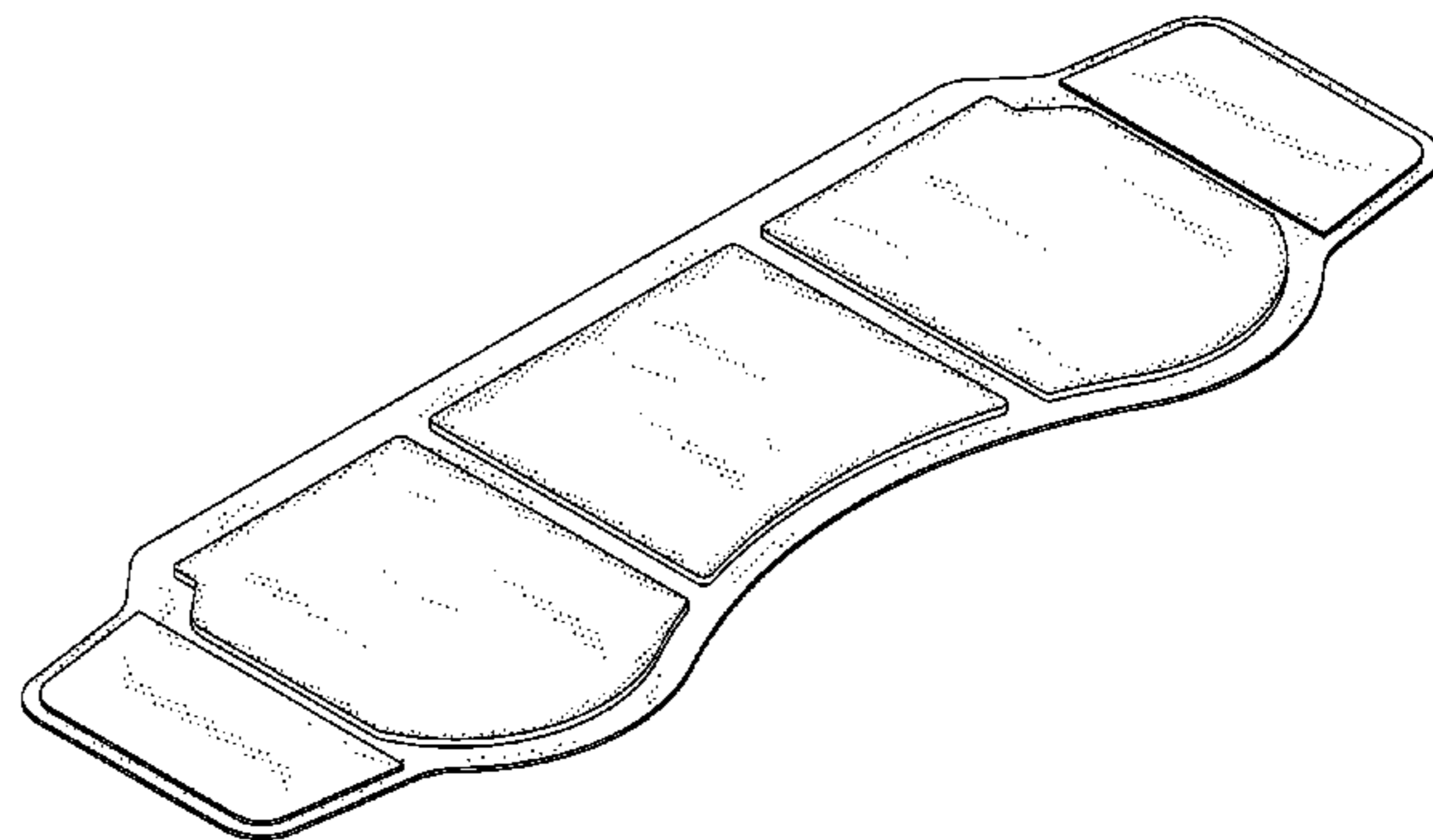
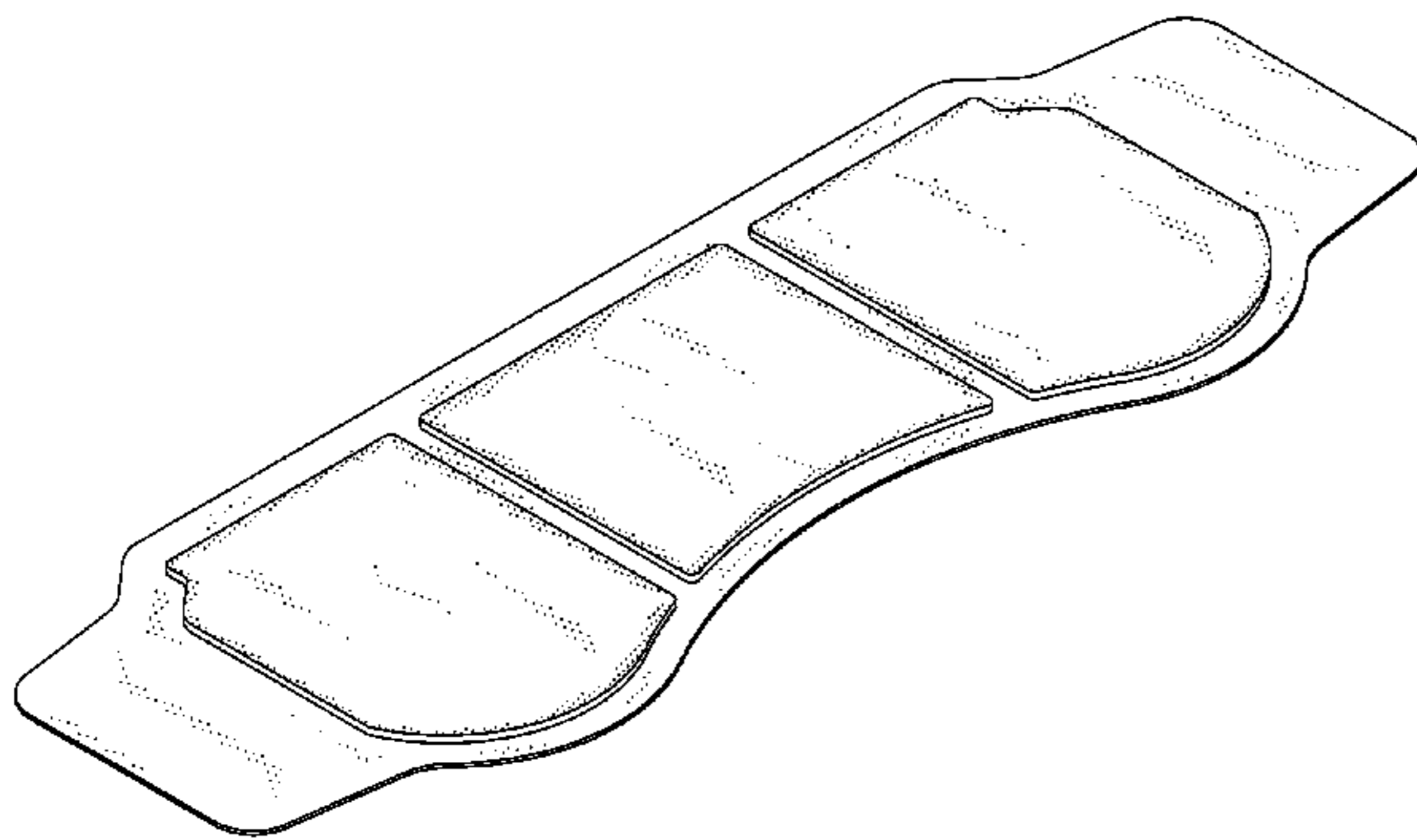
(57) **CLAIM**

The ornamental design for a crescent warmer, as shown and described.

DESCRIPTION

FIG. 1 is a bottom perspective view of a crescent warmer;
 FIG. 2 is a top perspective view of the crescent warmer;
 FIG. 3 is a bottom plan view of the crescent warmer;
 FIG. 4 is a top plan view of the crescent warmer;
 FIG. 5 is a rear elevational view of the crescent warmer;
 FIG. 6 is a front elevational view of the crescent warmer;
 FIG. 7 is a right side elevational view of the crescent warmer;
 and,
 FIG. 8 is a left side elevational view of the crescent warmer.

1 Claim, 3 Drawing Sheets



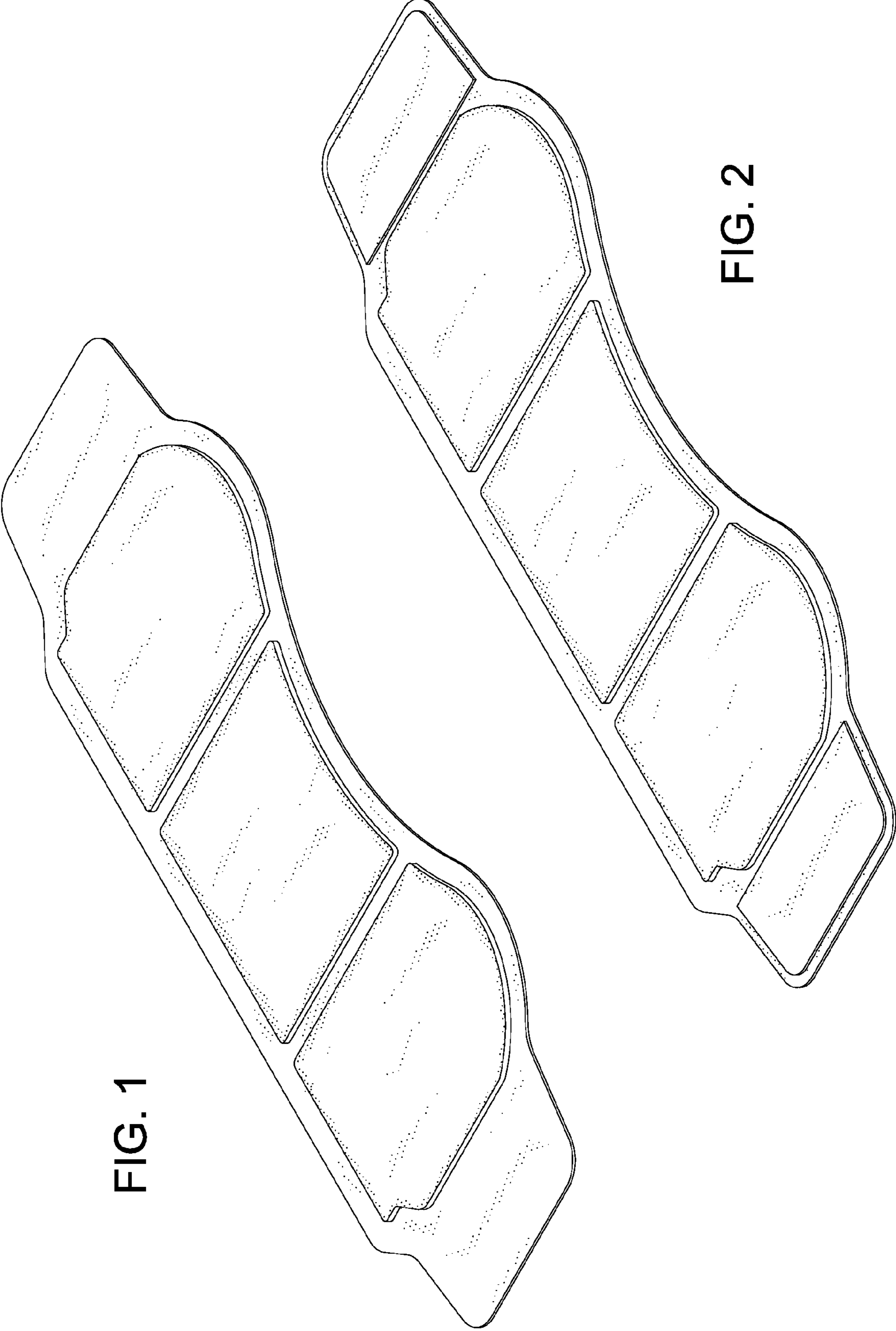


FIG. 1

FIG. 2

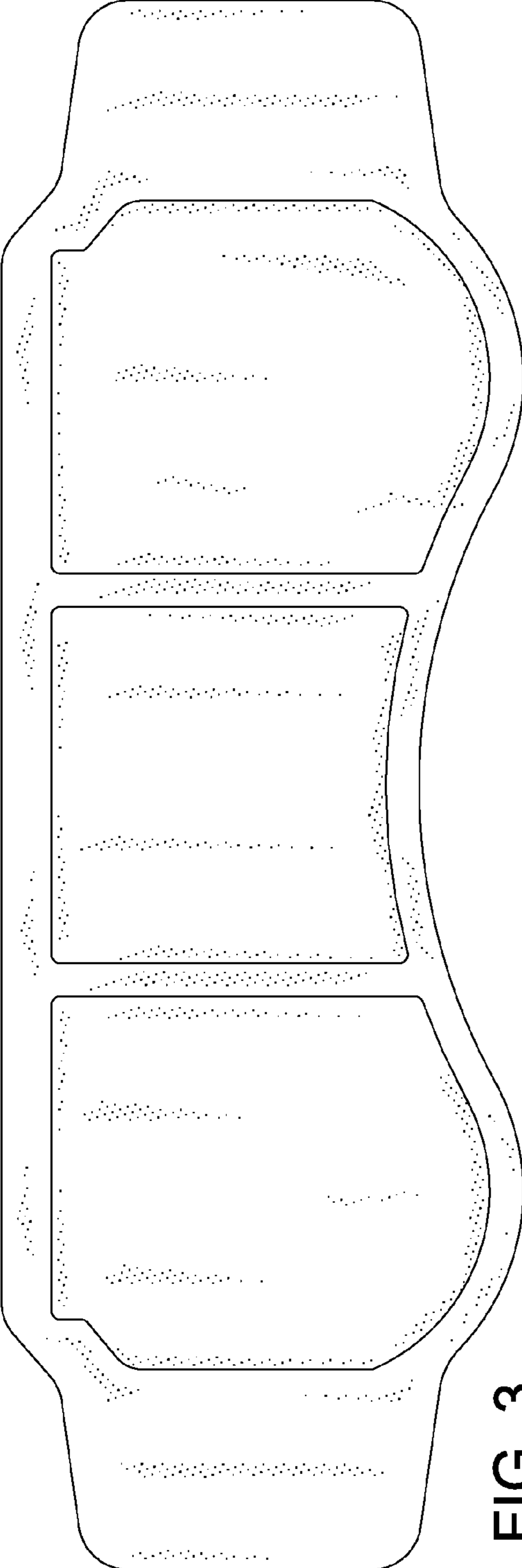


FIG. 3

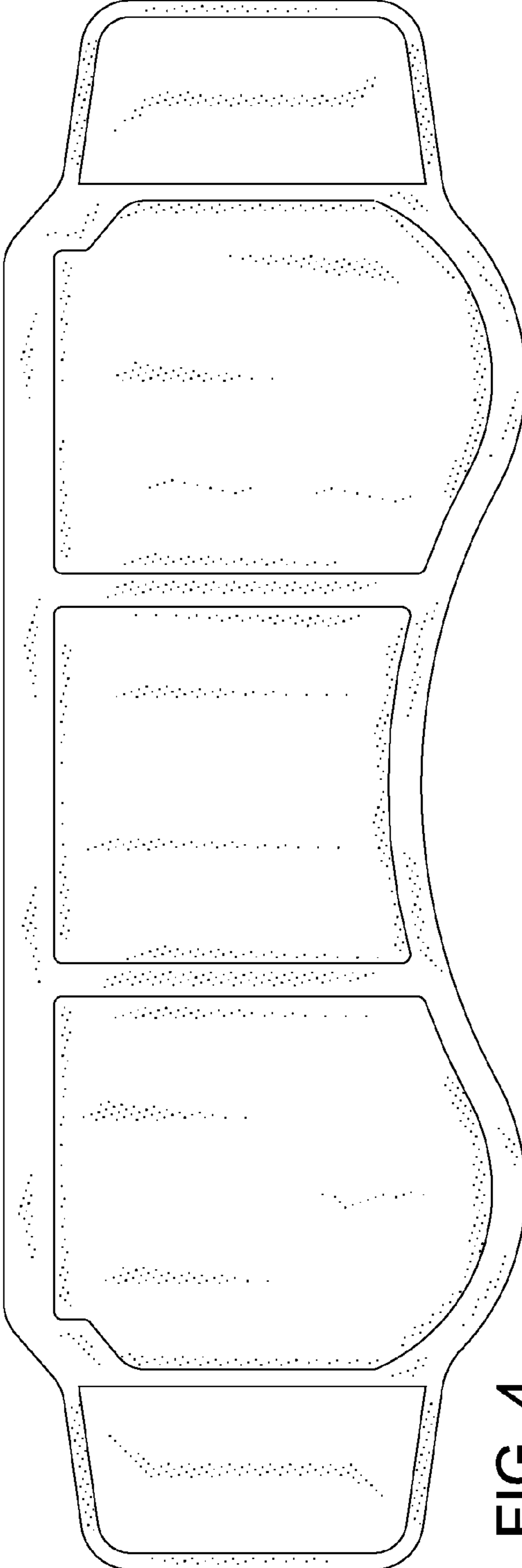


FIG. 4



FIG. 5



FIG. 6



FIG. 7

FIG. 8