



US00D609347S

(12) **United States Design Patent**  
**Farrell**

(10) **Patent No.:** **US D609,347 S**  
(45) **Date of Patent:** **\*\* Feb. 2, 2010**

(54) **ORAL APPLIANCE**

(76) Inventor: **Christopher John Farrell**, Suite 27-28,  
Helensvale Plaza Sir John Overall Drive,  
Helensvale, Queensland 4212 (AU)

(\*\*) Term: **14 Years**

(21) Appl. No.: **29/303,930**

(22) Filed: **Feb. 20, 2008**

(30) **Foreign Application Priority Data**

Aug. 28, 2007 (AU) ..... 19535/07

(51) **LOC (9) Cl.** ..... **24-02**

(52) **U.S. Cl.** ..... **D24/180**

(58) **Field of Classification Search** ..... D24/155,  
D24/156, 107, 176, 180, 181, 182; 433/173,  
433/176, 49, 70, 168.1; D8/387, 388, 393;  
D29/108, 100; 128/859, 861, 862; 604/20;  
184/1.5

See application file for complete search history.

(56) **References Cited**

**U.S. PATENT DOCUMENTS**

3,207,153	A *	9/1965	Goldstein	.....	128/862
3,216,527	A *	11/1965	Lewis	.....	184/1.5
3,234,942	A *	2/1966	Simor	.....	604/20
3,236,235	A *	2/1966	Jacobs	.....	128/862
3,247,844	A *	4/1966	Berghash	.....	128/862
3,312,218	A *	4/1967	Jacobs	.....	128/862
D212,848	S *	12/1968	Westlund	.....	D24/181
D289,795	S *	5/1987	Andersson	.....	D24/181
D328,494	S *	8/1992	Schwendeman et al.	...	D24/176
D358,889	S *	5/1995	Wong	.....	D24/181
D406,647	S *	3/1999	Wagner	.....	D24/181
D408,919	S *	4/1999	Cooley	.....	D24/181
D492,785	S *	7/2004	Garabito	.....	D24/181

D530,863	S *	10/2006	Manzo et al.	.....	D29/108
D537,987	S *	3/2007	Manzo et al.	.....	D29/108
D539,429	S *	3/2007	Wong	.....	D24/181
D548,402	S *	8/2007	Trodick	.....	D29/108

**FOREIGN PATENT DOCUMENTS**

WO WO 2006/108209 A1 10/2006

**OTHER PUBLICATIONS**

U.S. Appl. No. 29/303,932, filed Feb. 20, 2008, Farrell.  
U.S. Appl. No. 29/303,931, filed Feb. 20, 2008, Farrell.

\* cited by examiner

*Primary Examiner*—Charles A Rademaker

(74) *Attorney, Agent, or Firm*—Graybeal Jackson LLP

(57) **CLAIM**

The ornamental design for an oral appliance, as shown and described.

**DESCRIPTION**

FIG. 1 is a rear and bottom perspective view of an oral appliance showing my new design;

FIG. 2 is a front and top perspective view thereof;

FIG. 3 is a top plan view thereof;

FIG. 4 is a bottom plan view thereof;

FIG. 5 is a front elevation thereof;

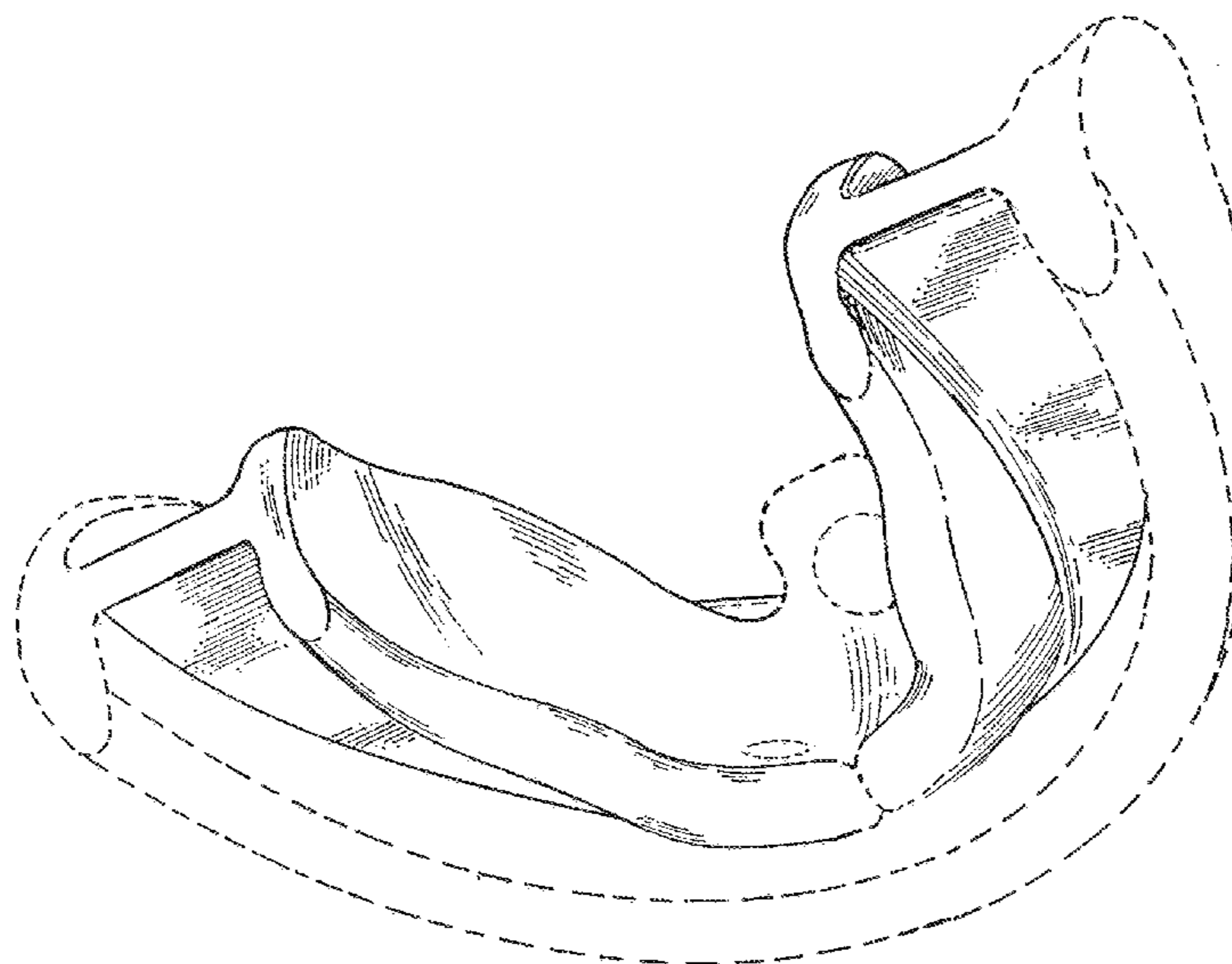
FIG. 6 is a rear elevation thereof;

FIG. 7 is a right side elevation thereof; and,

FIG. 8 is a left side elevation thereof.

The claimed ornamental design is shown in solid lines in the drawings. The broken lines in the drawings are for illustrative purposes only and form no part of the claimed design.

**1 Claim, 4 Drawing Sheets**



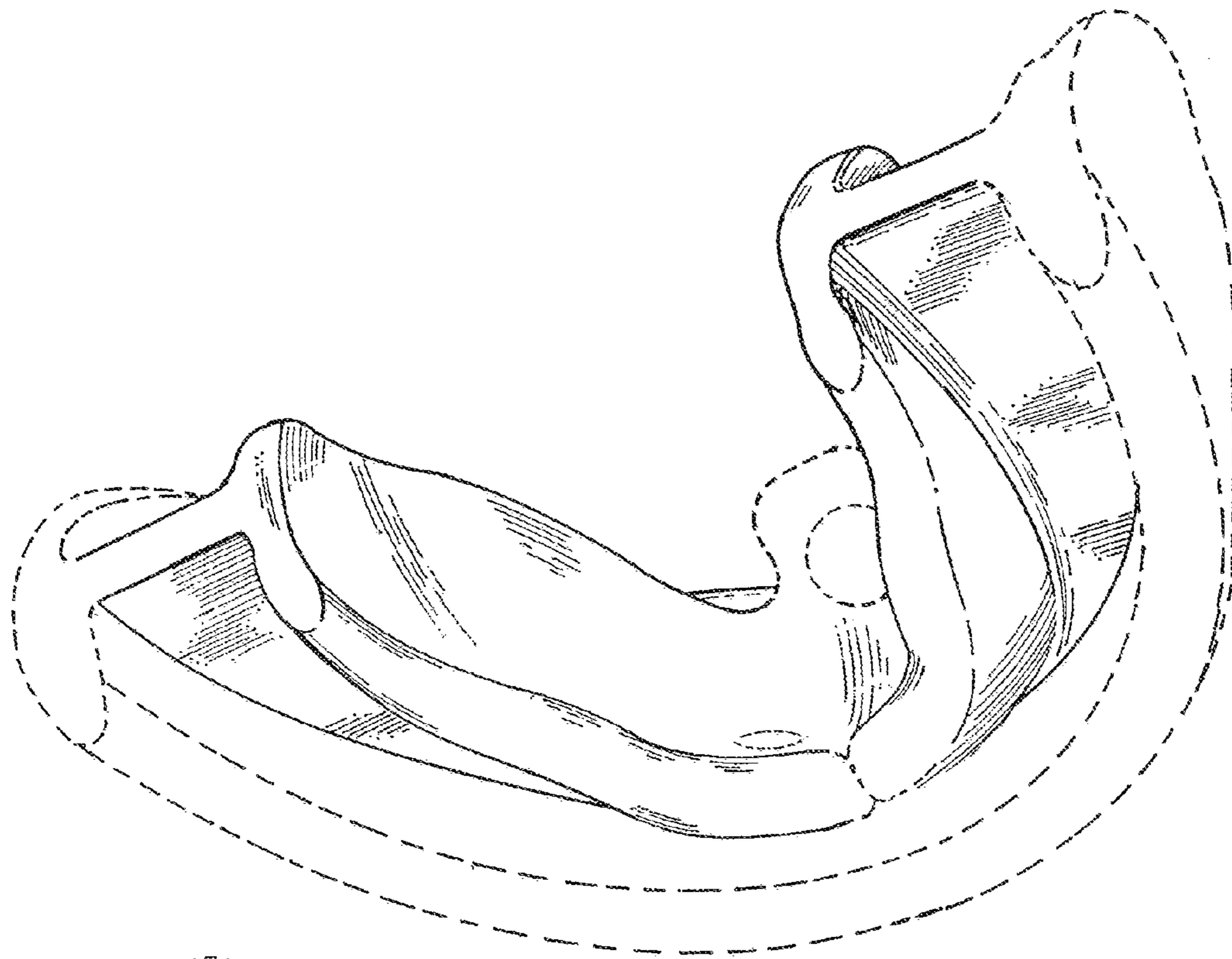


FIG. 1

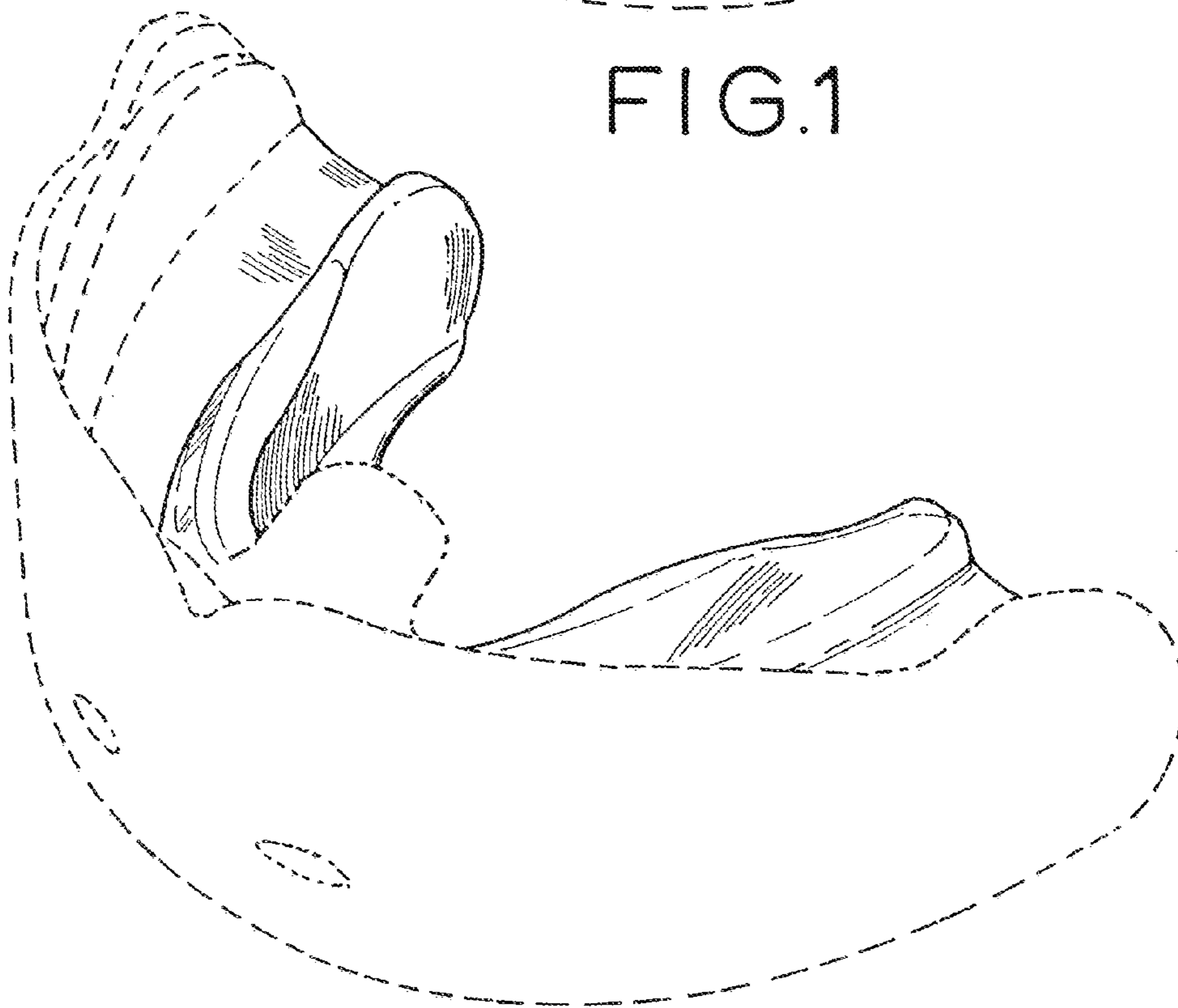


FIG. 2

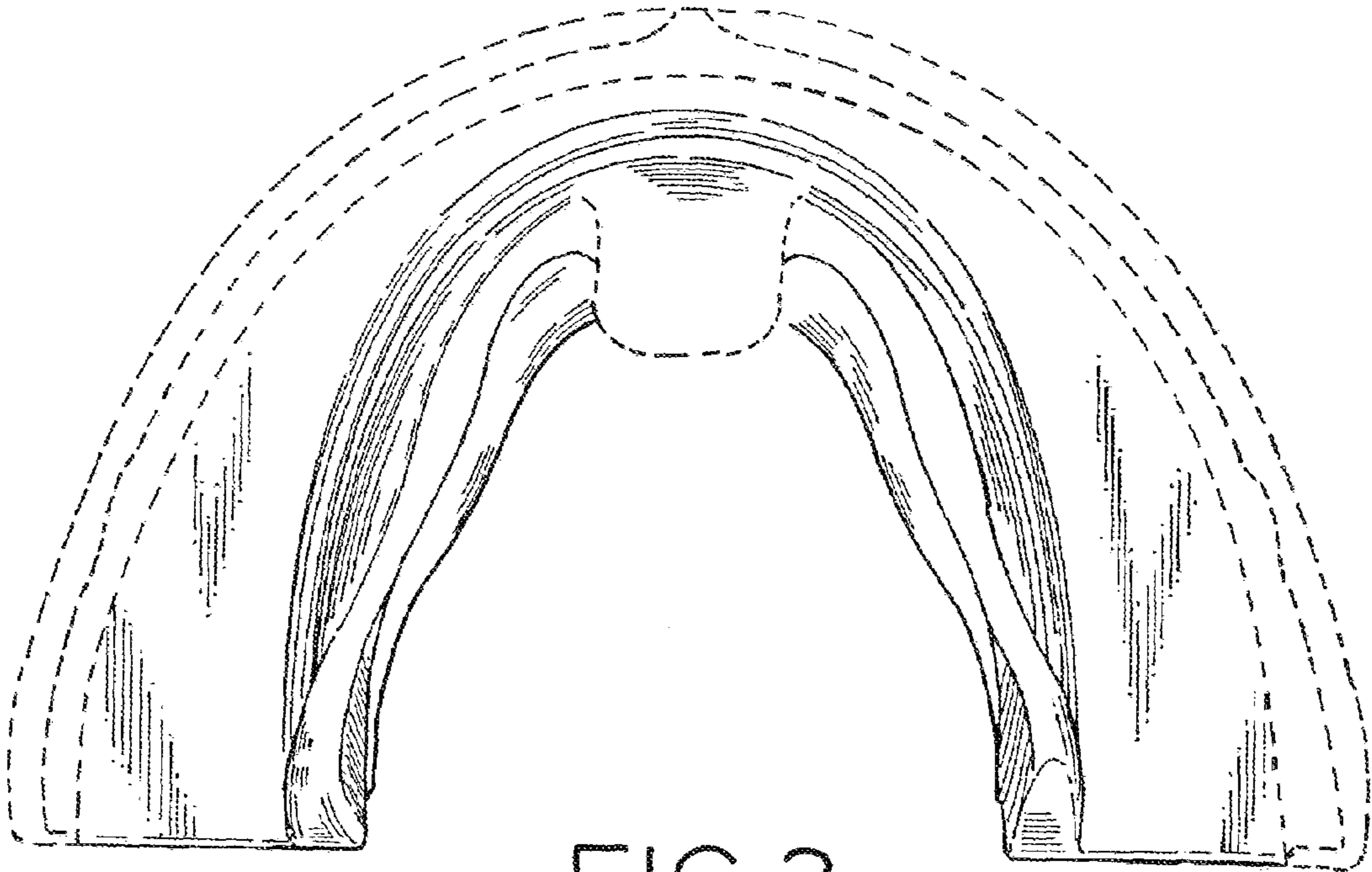


FIG. 3

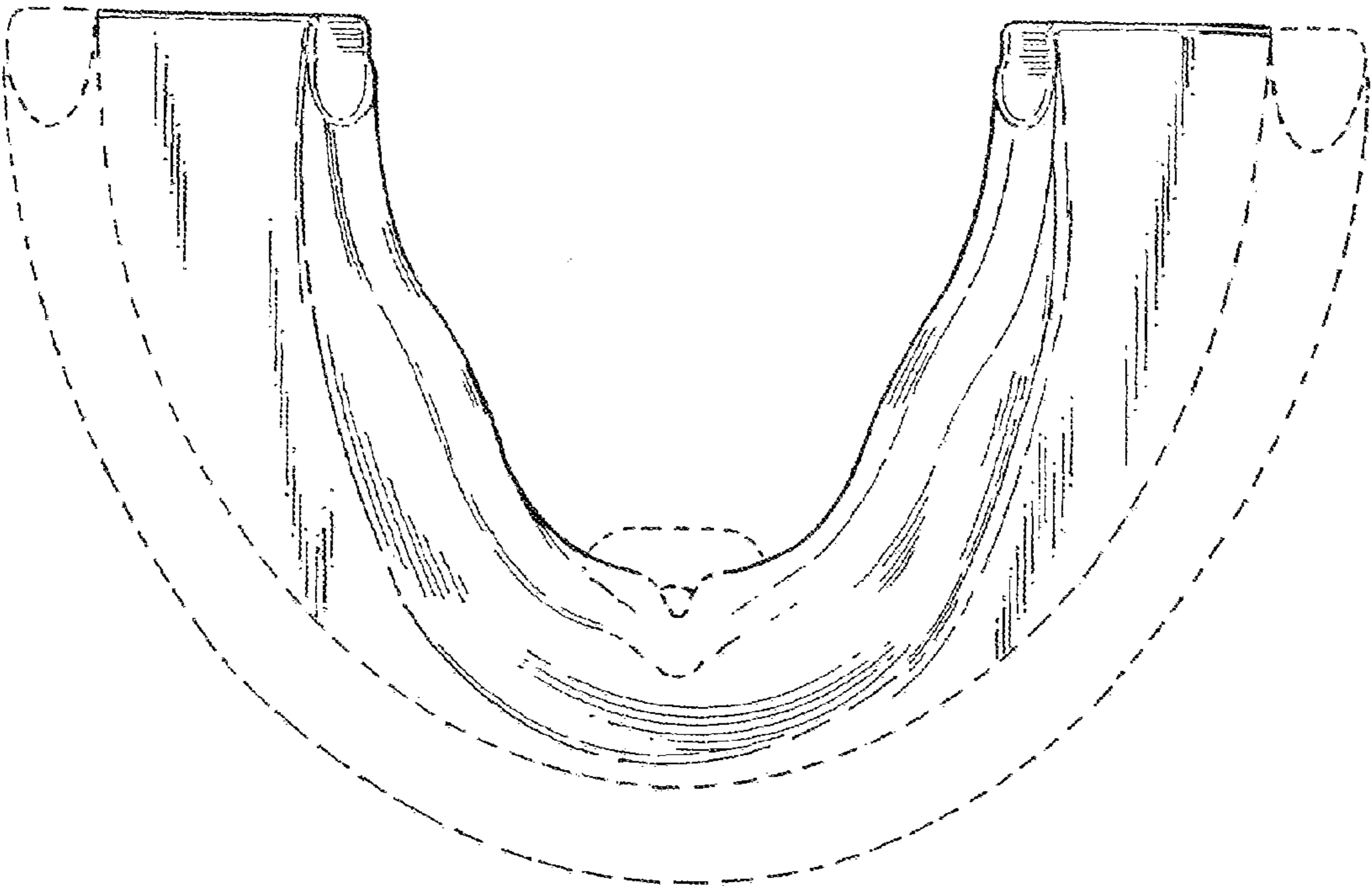


FIG. 4

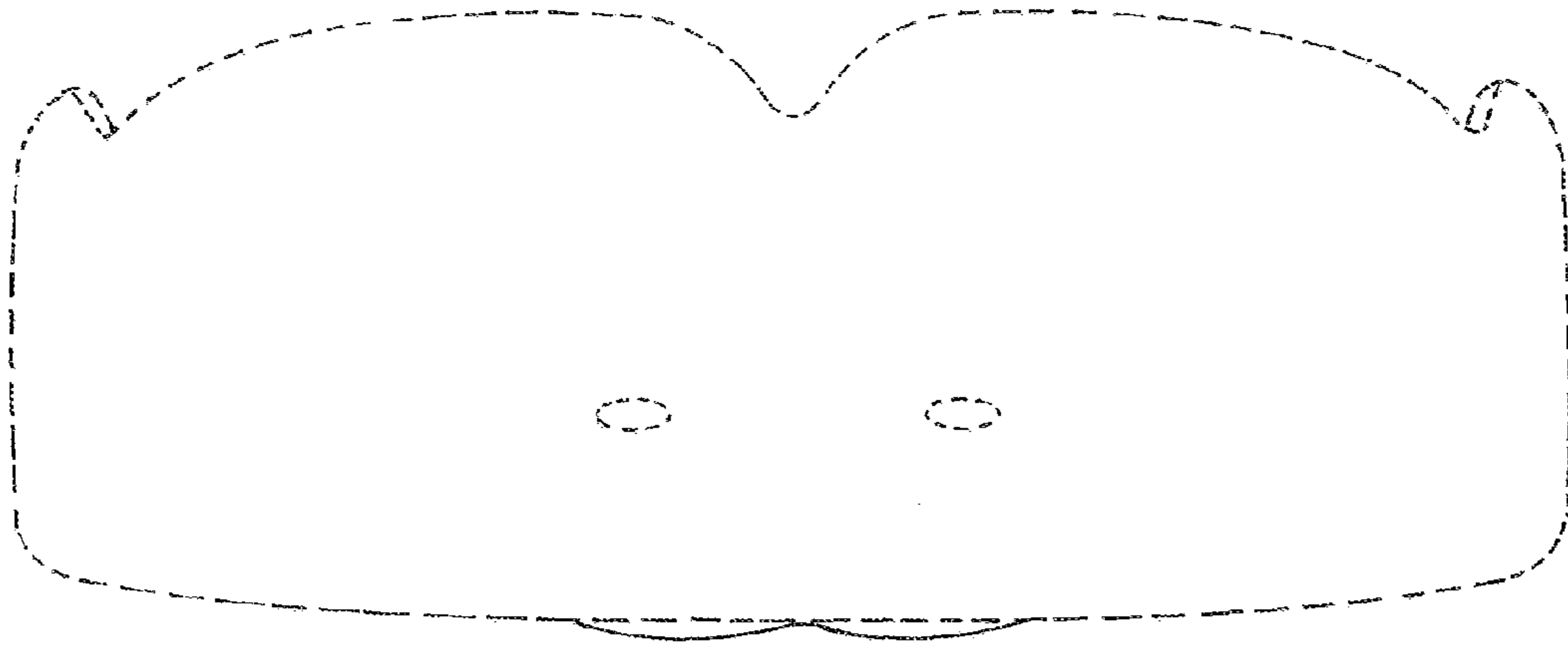


FIG. 5

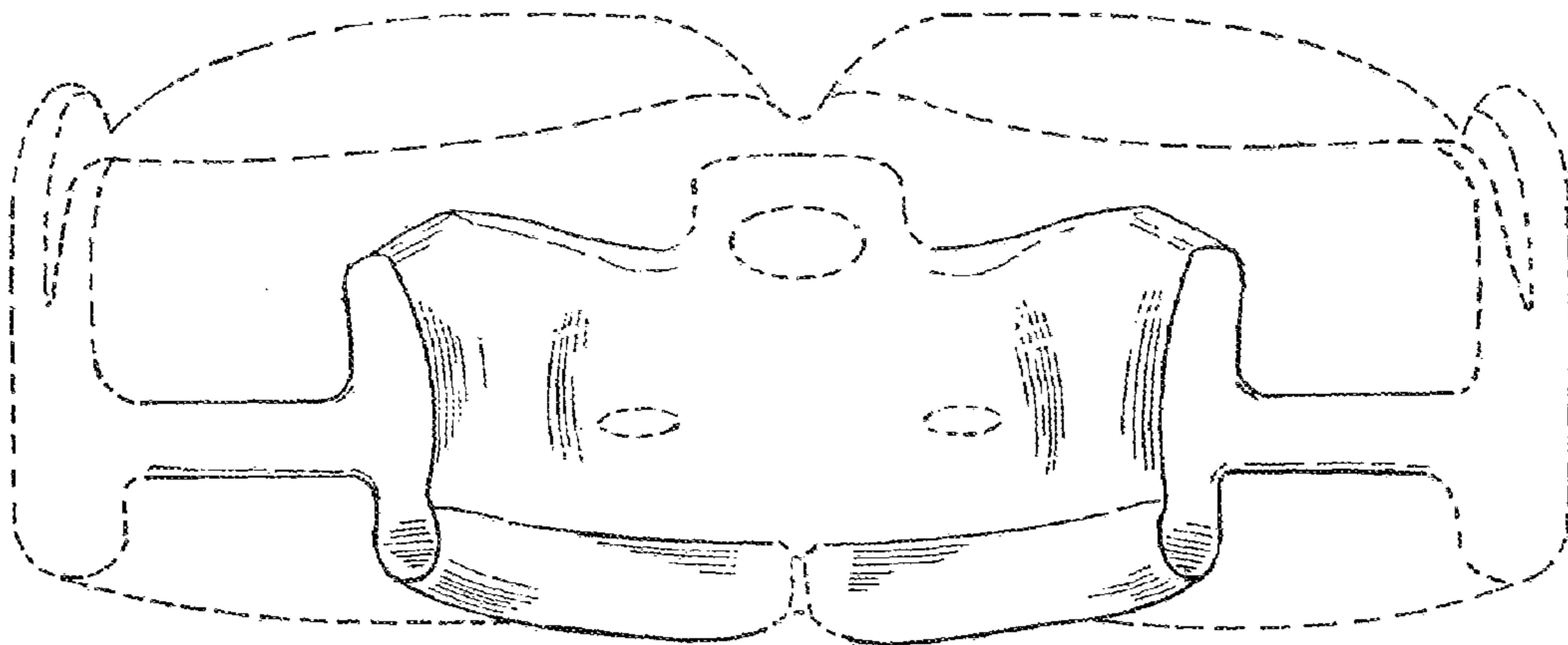


FIG. 6




FIG. 7

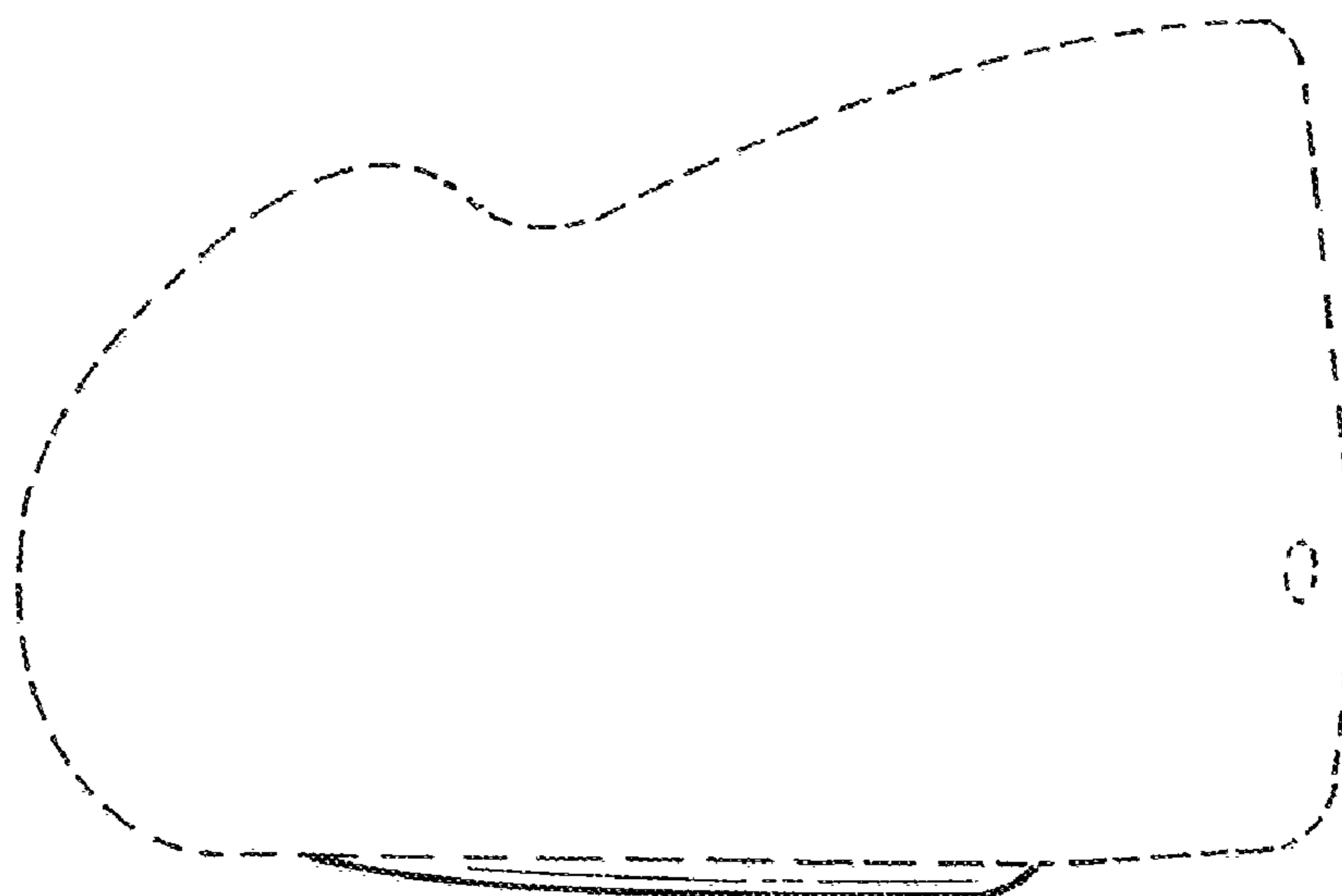


FIG. 8