



US00D609333S

(12) **United States Design Patent**  
**Holmes**

(10) **Patent No.:** **US D609,333 S**

(45) **Date of Patent:** **\*\* Feb. 2, 2010**

(54) **SYRINGE WITH PROTECTIVE CAP**

(75) Inventor: **Robert William Lachlan Holmes,**  
Auckland (NZ)

(73) Assignee: **Merial Limited,** Duluth, GA (US)

(\*\*) Term: **14 Years**

(21) Appl. No.: **29/305,651**

(22) Filed: **Mar. 25, 2008**

(30) **Foreign Application Priority Data**

Sep. 27, 2007 (NZ) ..... 409730

(51) **LOC (9) Cl.** ..... **24-02**

(52) **U.S. Cl.** ..... **D24/114**

(58) **Field of Classification Search** ..... D24/114,  
D24/112, 133, 113, 186, 104, 130; 606/181,  
606/185; 604/232, 187

See application file for complete search history.

(56) **References Cited**

U.S. PATENT DOCUMENTS

4,898,588	A *	2/1990	Roberts	.....	604/187
D323,391	S *	1/1992	Payne et al.	.....	D24/130
D412,206	S *	7/1999	Basile et al.	.....	D24/130
D461,243	S *	8/2002	Niedospial, Jr.	.....	D24/130
D489,819	S *	5/2004	Ford	.....	D24/114
7,104,970	B2 *	9/2006	Chen	.....	604/187
D552,773	S *	10/2007	Greenberg	.....	D24/130
D558,340	S *	12/2007	Hochman et al.	.....	D24/130

D574,954	S *	8/2008	Smith	.....	D24/114
2003/0171719	A1 *	9/2003	Veillon et al.	.....	604/187
2005/0203463	A1 *	9/2005	Lampropoulos	.....	604/187
2007/0093863	A1 *	4/2007	Pugh	.....	606/181

\* cited by examiner

*Primary Examiner*—T. Chase Nelson

*Assistant Examiner*—David G Muller

(74) *Attorney, Agent, or Firm*—Judy Jarecki-Black; Merial Limited; Thomas Kowalski, Esq.

(57) **CLAIM**

The ornamental design for a syringe with protective cap, as shown and described.

**DESCRIPTION**

FIG. 1 shows a perspective view of the invention;

FIG. 2 shows an exploded perspective view showing the plunger, barrel and cap separated;

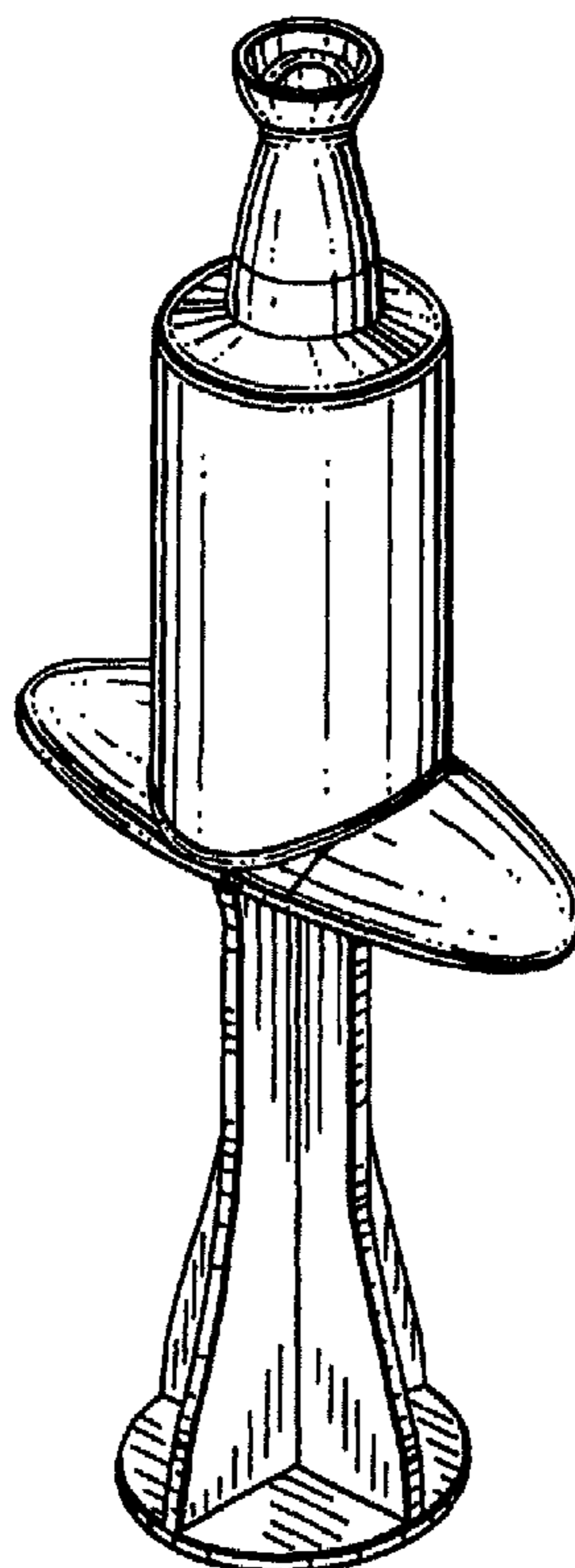
FIG. 3 shows a front view of the protective cap of the invention;

FIG. 4 shows a top view of the protective cap of the invention, shown at a larger scale; and,

FIG. 5 shows a bottom view of the protective cap of the invention, shown at a larger scale.

The broken line showing of parts of the drawings is included for the purpose of illustrating use and environment and forms no part of the claimed design.

**1 Claim, 2 Drawing Sheets**



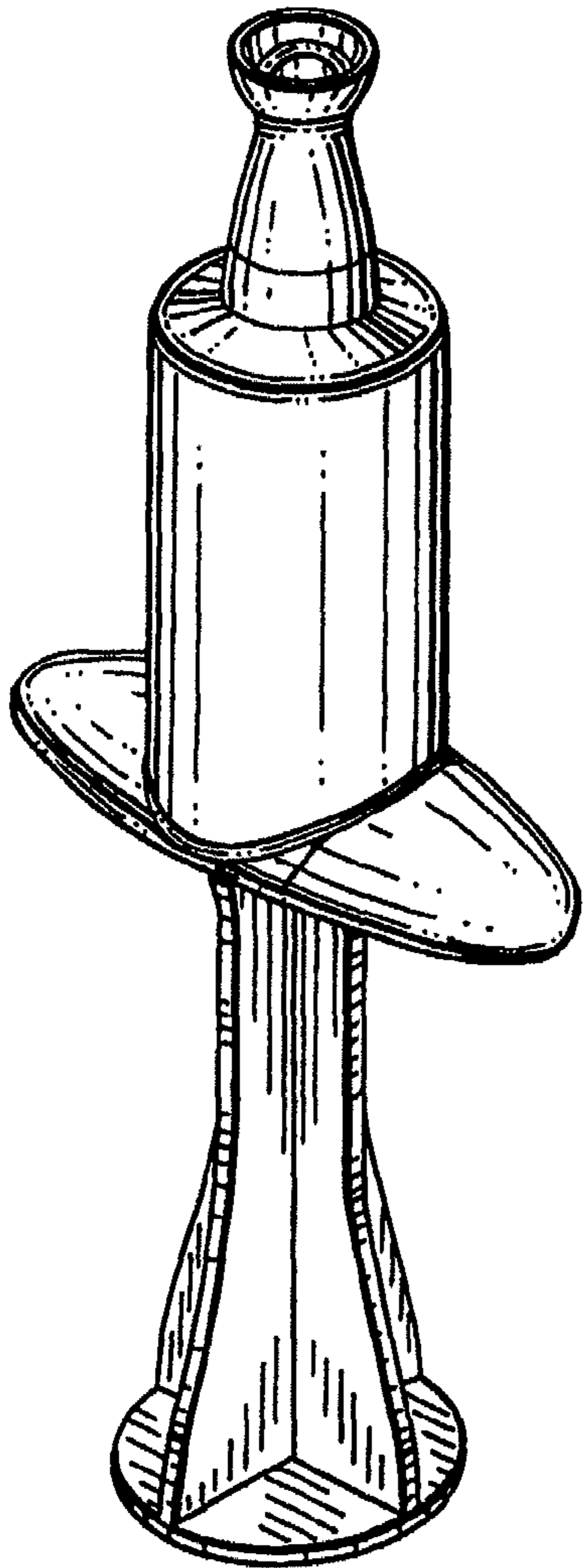


FIG. 1

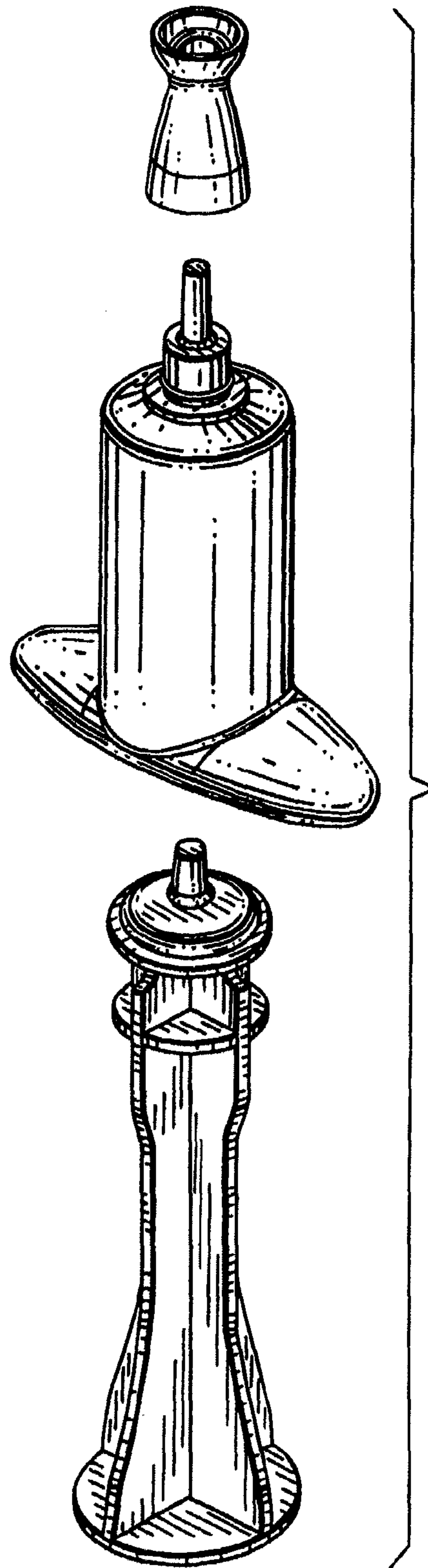
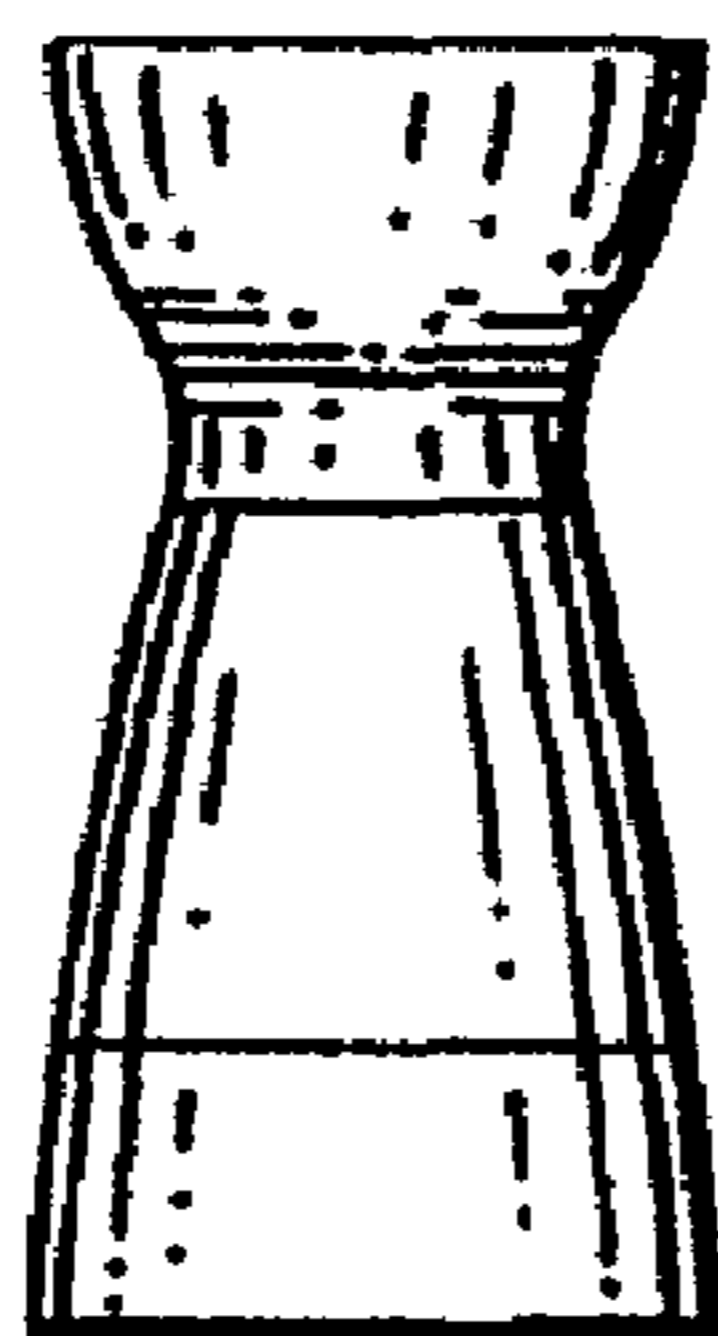
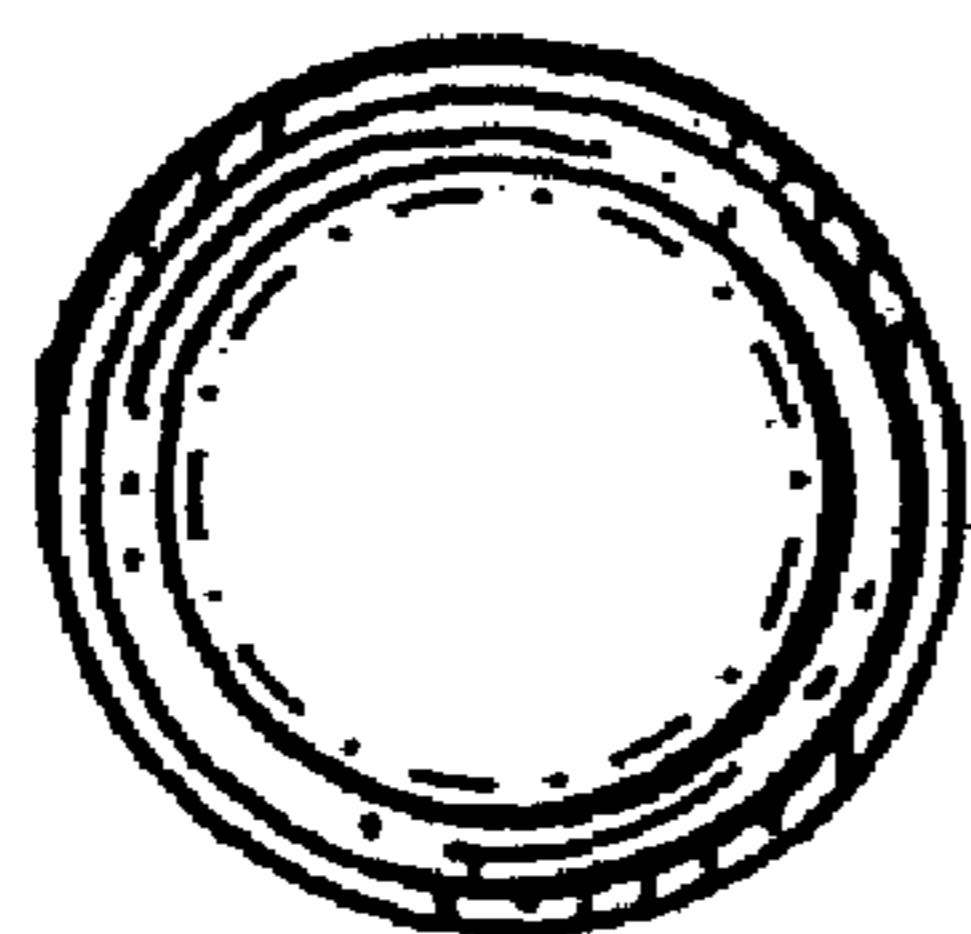


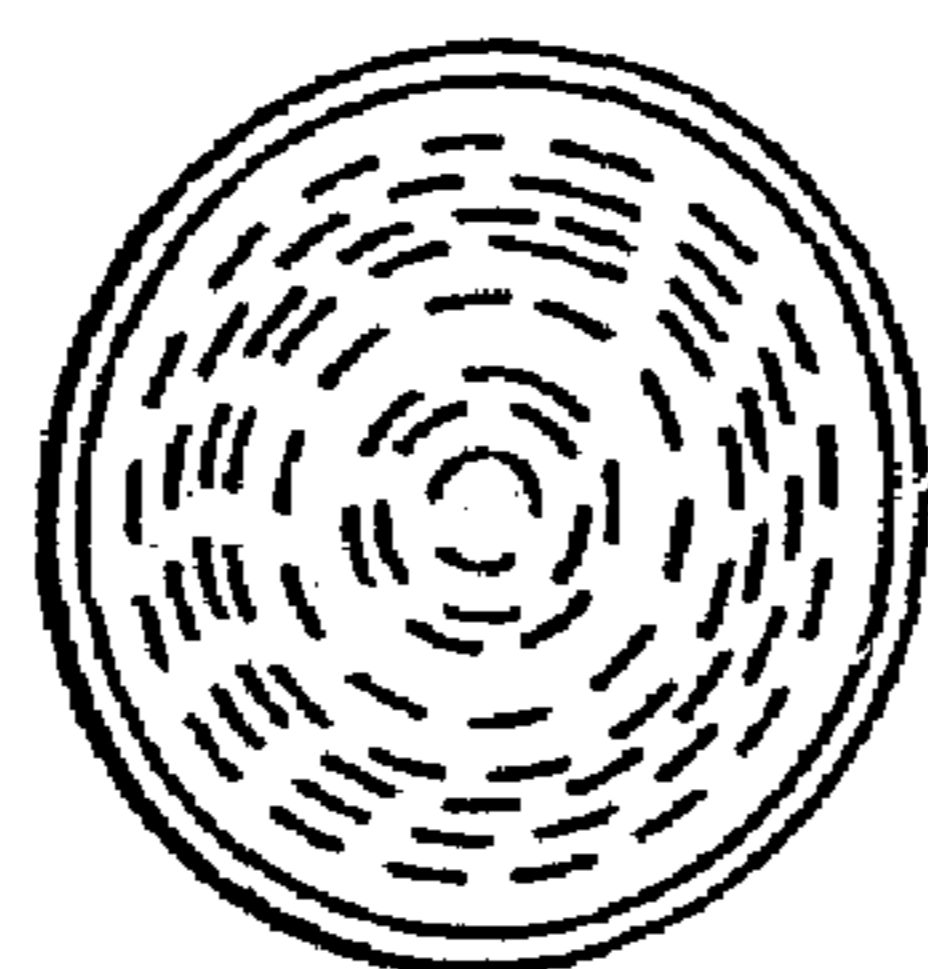
FIG. 2



*FIG. 3*



*FIG. 4*



*FIG. 5*