



US00D609325S

(12) **United States Design Patent**  
**Chen**

(10) **Patent No.:** **US D609,325 S**  
(45) **Date of Patent:** **\*\* Feb. 2, 2010**

(54) **COMBINATION CEILING FAN AND LIGHT  
FIXTURE**

*Primary Examiner*—Lisa P Lichtenstein  
(74) *Attorney, Agent, or Firm*—Rosenberg, Klein & Lee

(76) **Inventor:** **Chia-Teh Chen**, 5F., No. 30, Yisian Rd.,  
Taipei City (TW)

(57) **CLAIM**

(\*\*) **Term:** **14 Years**

The ornamental design for a “combination ceiling fan and light fixture,” as shown and described.

(21) **Appl. No.:** **29/311,994**

(22) **Filed:** **Aug. 19, 2009**

**DESCRIPTION**

(51) **LOC (9) Cl.** ..... **23-04**

(52) **U.S. Cl.** ..... **D23/377**

(58) **Field of Classification Search** ..... D23/377,  
D23/379, 385, 411, 413; 416/5; D26/59,  
D26/72, 81–86, 88, 51

See application file for complete search history.

FIG. 1 is a perspective view of a “combination ceiling fan and light fixture” showing my new design;

FIG. 2 is a front view thereof;

FIG. 3 is a rear view thereof;

FIG. 4 is a left side view thereof;

FIG. 5 is a right side view thereof;

FIG. 6 is a top view thereof; and,

FIG. 7 is a bottom view thereof.

(56) **References Cited**


**U.S. PATENT DOCUMENTS**

D398,394 S	*	9/1998	Pickett	.....	D23/377
D400,975 S	*	11/1998	Jaspers-Fayer	.....	D23/377
D454,630 S	*	3/2002	Hidalgo	.....	D23/377
D513,436 S	*	1/2006	Frampton et al.	.....	D23/411

The broken line showing of the canopy is included for the purpose of illustrating environmental structure and forms no part of the claimed design.

\* cited by examiner

**1 Claim, 5 Drawing Sheets**






FIG. 1




FIG. 2




FIG. 3




FIG. 4




FIG. 5




FIG. 6




FIG. 7