



US00D609320S

(12) **United States Design Patent**
Ohno et al.

(10) **Patent No.:** **US D609,320 S**
(45) **Date of Patent:** **** Feb. 2, 2010**

(54) **PARTICULATE FILTER FOR DIESEL ENGINE**

7,326,271 B2 * 2/2008 Kasai et al. 55/523
7,393,376 B2 7/2008 Taoka et al.
7,427,309 B2 9/2008 Ohno et al.
7,435,279 B2 * 10/2008 Masukawa et al. 55/523

(75) Inventors: **Kazushige Ohno**, Ibi-gun (JP);
Kazutake Ogyu, Ibi-gun (JP);
Shigeharu Ishikawa, Ibi-gun (JP)

(Continued)

(73) Assignee: **IBIDEN Co., Ltd.**, Ogaki-shi (JP)

FOREIGN PATENT DOCUMENTS

(**) Term: **14 Years**

EP 1142619 10/2001

(21) Appl. No.: **29/328,236**

(Continued)

(22) Filed: **Nov. 20, 2008**

(30) **Foreign Application Priority Data**

Primary Examiner—T. Chase Nelson
Assistant Examiner—David G Muller
(74) *Attorney, Agent, or Firm*—Ditthavong Mori & Steiner, P.C.

Jun. 19, 2008 (CN) 2008 3 0128653

(51) **LOC (9) Cl.** **23-04**

(52) **U.S. Cl.** **D23/365**

(58) **Field of Classification Search** D23/365,
D23/363, 358, 386, 354, 341, 364; 55/385.3,
55/502, 497, 506, 505, 521, 495, 422, 493,
55/DIG. 30, 582.3; 210/497.1

See application file for complete search history.

(57) **CLAIM**

The ornamental design for a particulate filter for diesel engine, as shown and described.

DESCRIPTION

(56) **References Cited**

U.S. PATENT DOCUMENTS

4,304,585	A	12/1981	Oda et al.	
4,357,987	A	11/1982	Oda et al.	
D417,268	S *	11/1999	Gillingham D23/365
D450,826	S *	11/2001	Song D23/365
D461,003	S *	7/2002	Gieseke et al. D23/365
D484,584	S *	12/2003	Anderson et al. D23/365
6,669,751	B1	12/2003	Ohno et al.	
D505,194	S	5/2005	Komori et al.	
6,984,253	B2 *	1/2006	Ichikawa et al. 55/DIG. 30
D519,197	S	4/2006	Komori et al.	
D522,117	S	5/2006	Komori et al.	
D523,543	S	6/2006	Komori et al.	
D523,544	S	6/2006	Komori et al.	
7,112,233	B2	9/2006	Ohno et al.	
D530,003	S	10/2006	Komori et al.	
D534,264	S	12/2006	Komori et al.	
D538,911	S	3/2007	Komori et al.	

FIG. 1 is a front view of a particulate filter for diesel engine showing our new design;

FIG. 2 is a top plan view thereof;

FIG. 3 is an enlarged right side view thereof;

FIG. 4 is an enlarged left side view thereof;


FIG. 5 is an enlarged cross-sectional view taken along line 5—5 in FIG. 1;

FIG. 6 is an enlarged cross-sectional view taken along line 6—6 in FIG. 1; and,

FIG. 7 is an enlarged cross-sectional view taken along line 7—7 in FIG. 3.

The rear view is omitted since it is identical with the front view. The bottom plan view is omitted since it is identical with the top plan view.

1 Claim, 7 Drawing Sheets



US D609,320 S

U.S. PATENT DOCUMENTS

			JP	2001-096113	4/2001
			JP	2001-096116	4/2001
7,445,656	B2 *	11/2008	JP	2001-096117	4/2001
				4051163	4/2001
7,488,365	B2 *	2/2009	JP	4146048	4/2001
7,517,379	B2 *	4/2009	JP	2001-162119	6/2001
7,524,360	B2 *	4/2009	JP	2001-162121	6/2001
7,537,634	B2 *	5/2009	JP	3803009	6/2001
7,550,025	B2 *	6/2009	JP	2001-190916	7/2001
2002/0197193	A1	12/2002	JP	11055771	10/2002
2004/0055265	A1	3/2004	JP	11055772	10/2002
2006/0021310	A1	2/2006	JP	11055773	10/2002
2006/0213163	A1	9/2006	JP	11055774	10/2002
2007/0125053	A1	6/2007	JP	11055775	10/2002
2008/0120950	A1	5/2008	JP	11055882	10/2002
2008/0236123	A1	10/2008	JP	11055883	10/2002

FOREIGN PATENT DOCUMENTS

EP	1249262	10/2002	JP	11072155	4/2003
EP	1486242	12/2004	JP	11089138	11/2003
EP	1508355	2/2005	JP	11089139	11/2003
EP	1508356	2/2005	JP	11089428	11/2003
EP	1508357	2/2005	JP	11095954	2/2004
EP	1508358	2/2005	JP	11096386	2/2004
EP	1516659	3/2005	JP	12010438	6/2004
EP	1604719	12/2005	JP	12010439	6/2004
EP	1604720	12/2005	JP	12010668	6/2004
EP	1604721	12/2005	JP	2004-216375	8/2004
EP	1604722	12/2005	JP	12013775	8/2004
EP	1604723	12/2005	JP	12013776	8/2004
EP	1604724	12/2005	JP	2006-061909	3/2006
EP	1604725	12/2005	JP	2006-181575	7/2006
EP	1618941	1/2006	JP	3889194	3/2007
EP	1666121	6/2006	WO	WO 01/23069	4/2001
EP	1688171	8/2006	WO	WO 10/23069	4/2001
EP	1775009	4/2007	WO	WO 01/051173	7/2001
GB	2031571	4/1980	WO	WO 03/078026	9/2003
JP	55-046338	4/1980	WO	WO 04/096414	11/2004
JP	61-051240	11/1986	WO	WO 2007-019801	2/2007
JP	2001-096112	4/2001			

* cited by examiner

FIG. 1

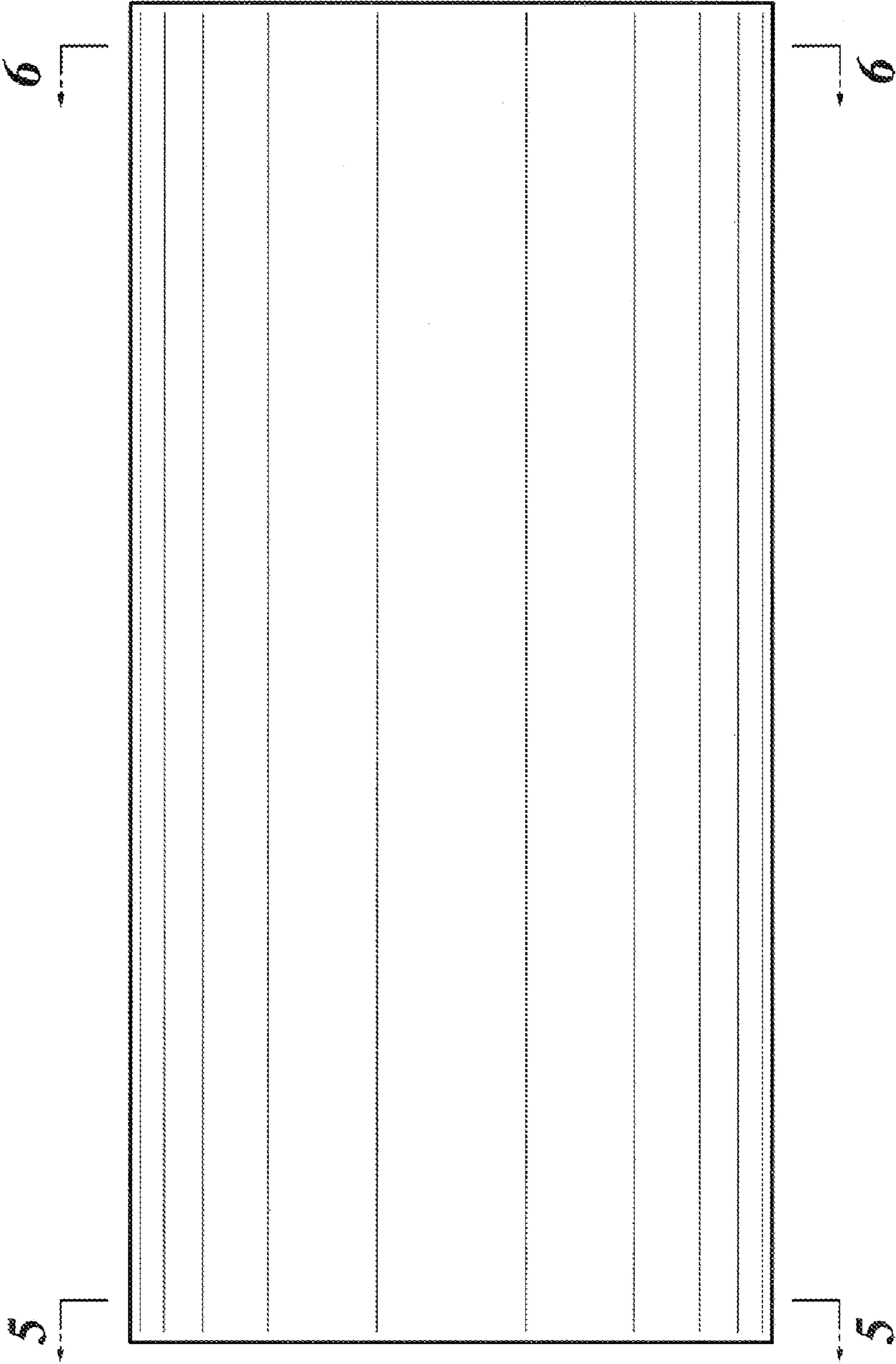


FIG. 2


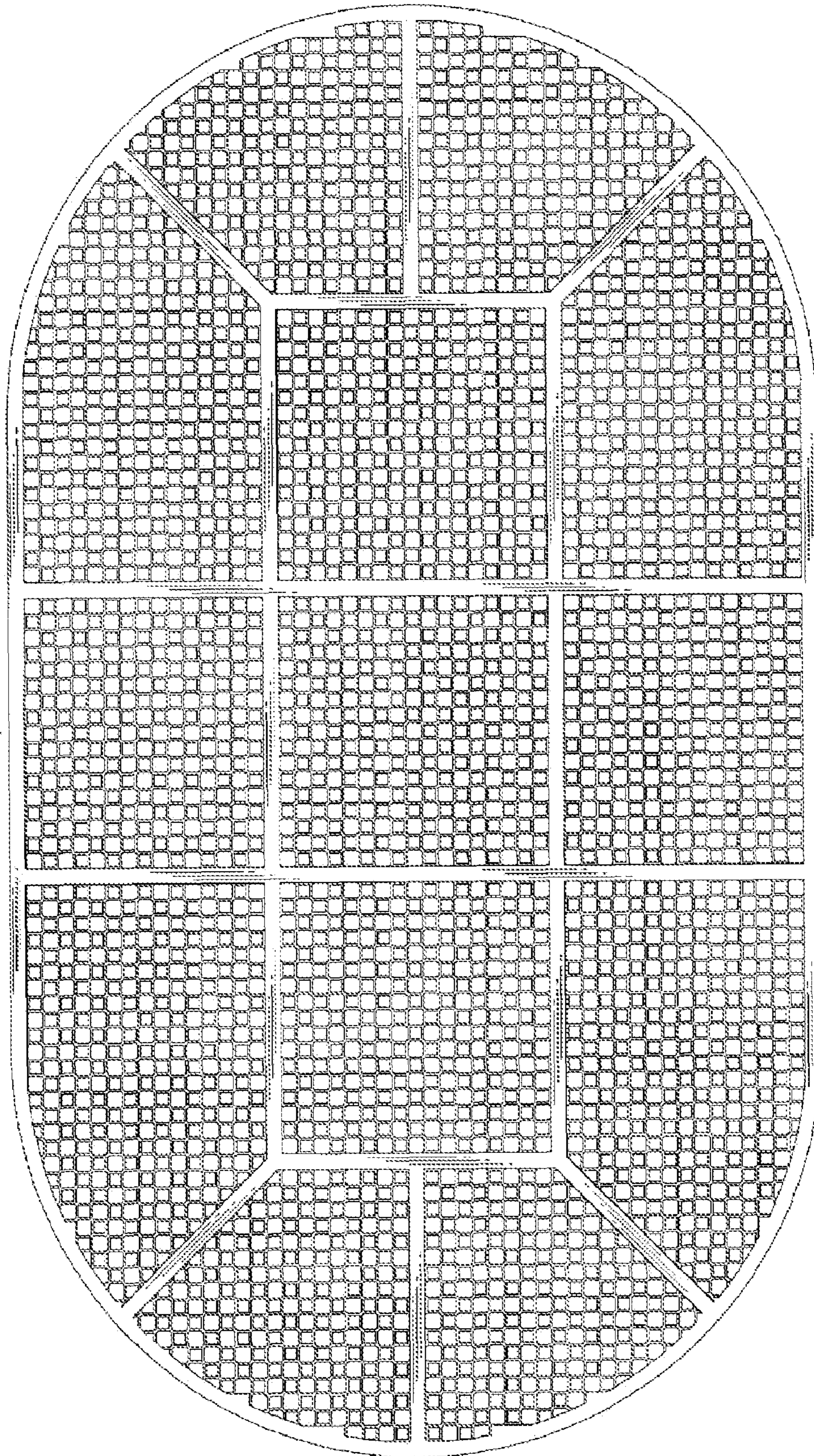


FIG. 3

7



7

FIG. 4

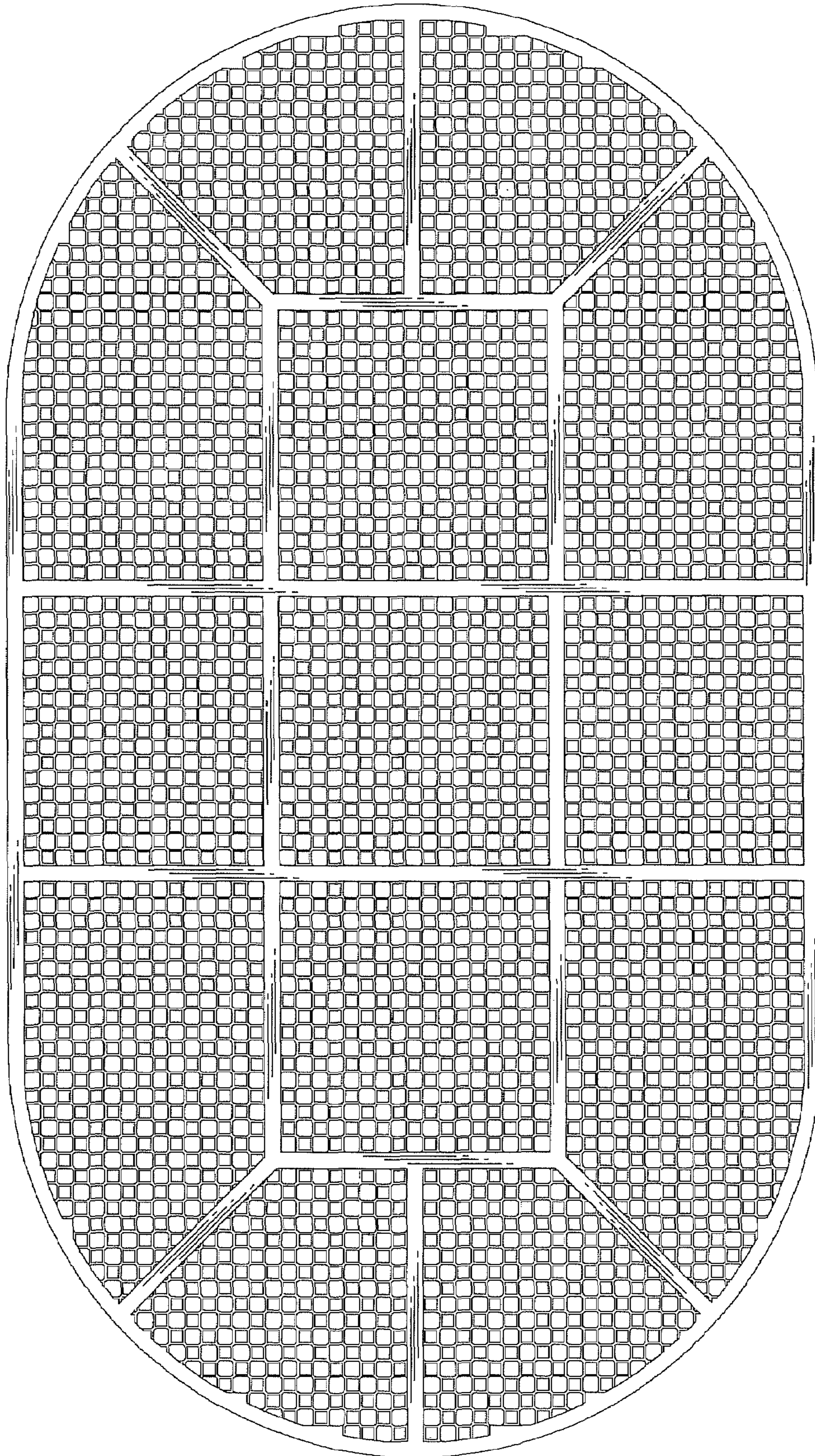


FIG. 5

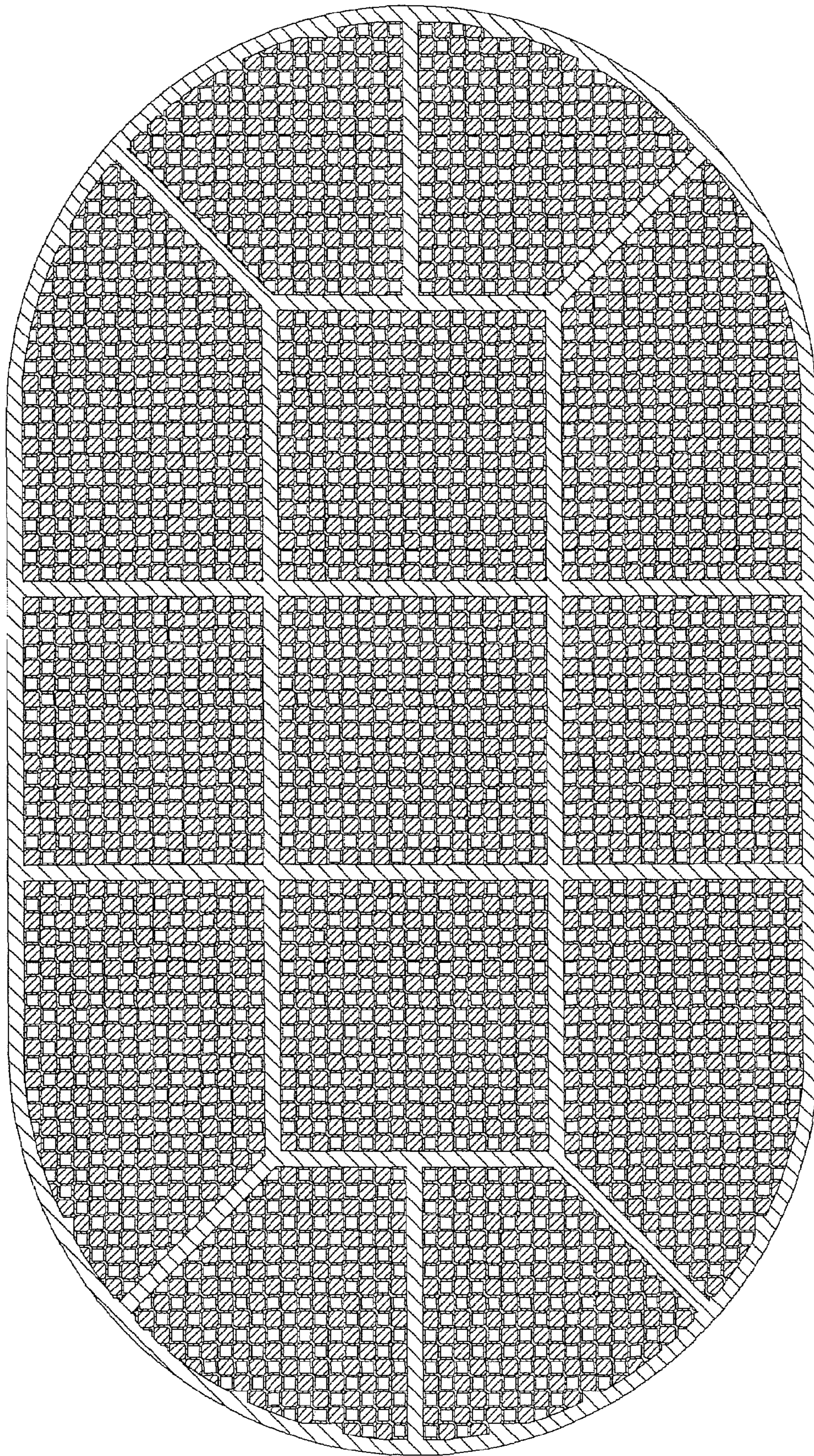


FIG. 6




FIG. 7

