



US00D609315S

(12) **United States Design Patent**  
**Soulier**

(10) **Patent No.:** **US D609,315 S**  
(45) **Date of Patent:** **\*\* Feb. 2, 2010**

(54) **LAVATORY**

(75) Inventor: **Jean-Hugues Soulier**, Paris (FR)

(73) Assignee: **Kohler France SAS**, Paris (FR)

(\*\*) Term: **14 Years**

(21) Appl. No.: **29/338,603**

(22) Filed: **Jun. 15, 2009**

**Related U.S. Application Data**

(62) Division of application No. 29/320,736, filed on Jul. 2, 2008.

(30) **Foreign Application Priority Data**

Jan. 4, 2008	(EM)	.....	000853320-0004
Jan. 4, 2008	(EM)	.....	000853379-0001
Jan. 4, 2008	(EM)	.....	000853379-0002
Jan. 4, 2008	(EM)	.....	000853379-0003

(51) **LOC (9) Cl.** ..... **23-02**

(52) **U.S. Cl.** ..... **D23/293.1**

(58) **Field of Classification Search** ..... D23/270-274,  
D23/284, 285, 291, 293.1, 303, 308, 287,  
D23/201; 4/619, 638, 650, 661, 631, 637;  
D7/304

See application file for complete search history.

(56) **References Cited**

**U.S. PATENT DOCUMENTS**

D191,432 S	*	10/1961	Chapman	.....	D23/293.1
D538,905 S	*	3/2007	Wano	.....	D23/293.1
D545,417 S	*	6/2007	Tani et al.	.....	D23/293.1
D585,116 S	*	1/2009	Thalmann Gomez et al.	...	D23/ 284
D588,245 S	*	3/2009	Kohler et al.	.....	D23/293.1
D588,682 S	*	3/2009	Maruhashi	.....	D23/293.1

**FOREIGN PATENT DOCUMENTS**

WO DM069035 4/2007

**OTHER PUBLICATIONS**

Colourwash.co.uk. "Metro Square Basin H95 W 600 D 470" and Capaign Basin & Chrome Stand Towel Rack H 850 W 800 D 450. Colourwash.co.uk online catalog. Copyright © 1989-2007 Colourwash Limited.

Duravit. "2nd Floor". Model No. 049112. Duravit.us.com online catalog. Copyright 2006 Duravit.

Kohler Co. "Escale 48" vanity with cutout". Model No. K-18598. Kohler Co. online catalog. Copyright 2008 Kohler Co.

Kohler Co. "Devonshire pedestal lavatory". Model No. K-2286-1. Kohler Co. online catalog. Copyright 2008 Kohler Co.

\* cited by examiner

*Primary Examiner*—Robert A Delehanty

(74) *Attorney, Agent, or Firm*—Quarles & Brady LLP

(57) **CLAIM**

The ornamental design for a lavatory, as shown and described.

**DESCRIPTION**

In a preferred embodiment, the nature of this product is a lavatory for washing various items and human body parts.

FIG. 1 is a top, left, front perspective view of a lavatory embodying my new design;

FIG. 2 is a top plan view thereof;

FIG. 3 is a front elevational view thereof;

FIG. 4 is a left side elevational view thereof, the right side elevational view thereof being a mirror image of the left side shown;

FIG. 5 is a rear elevational view thereof; and,

FIG. 6 is a bottom plan view thereof.

The broken line representations in the figures are for the purpose of illustration only, and form no part of the claimed design.

**1 Claim, 2 Drawing Sheets**

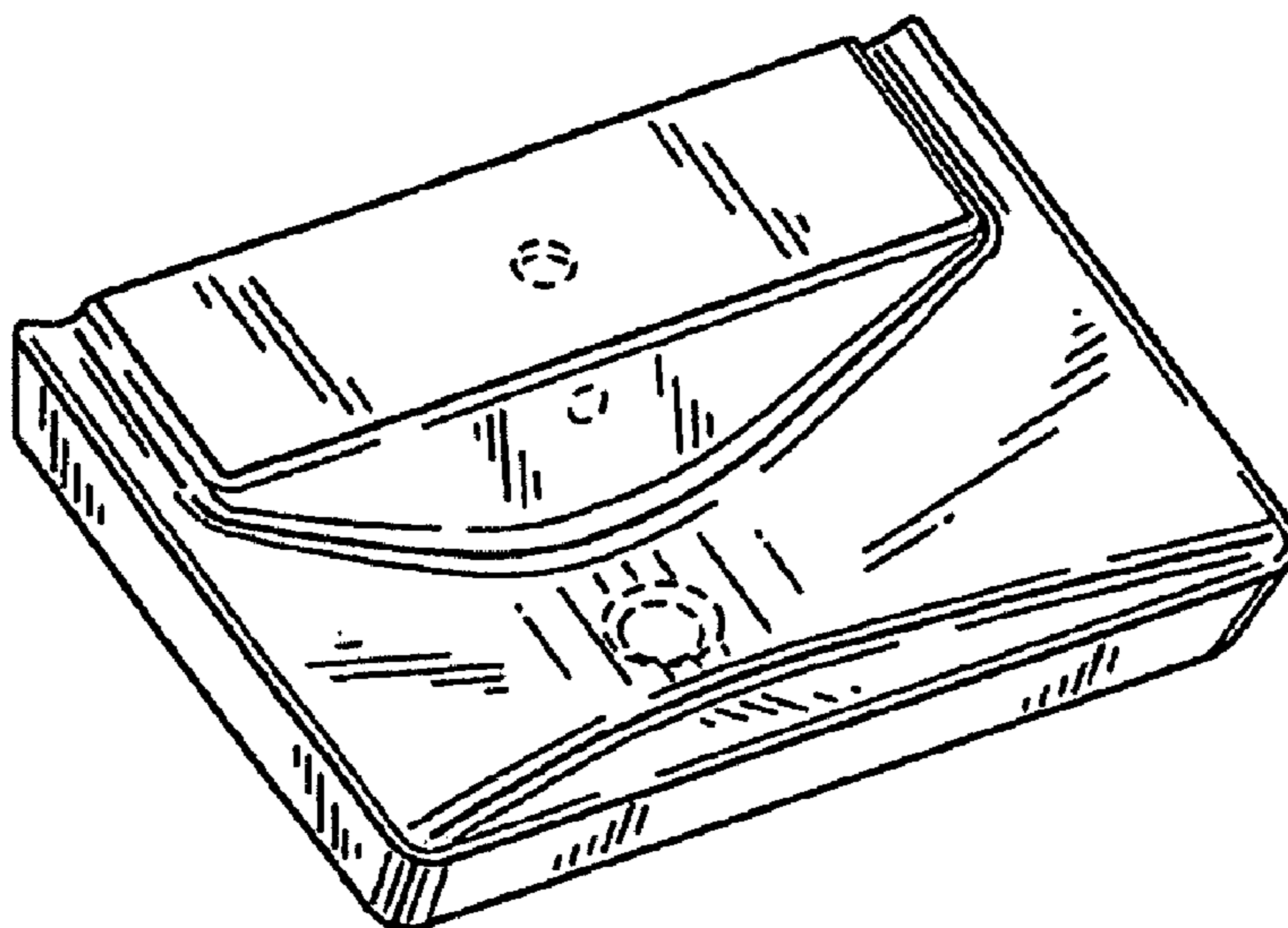


FIG. 1

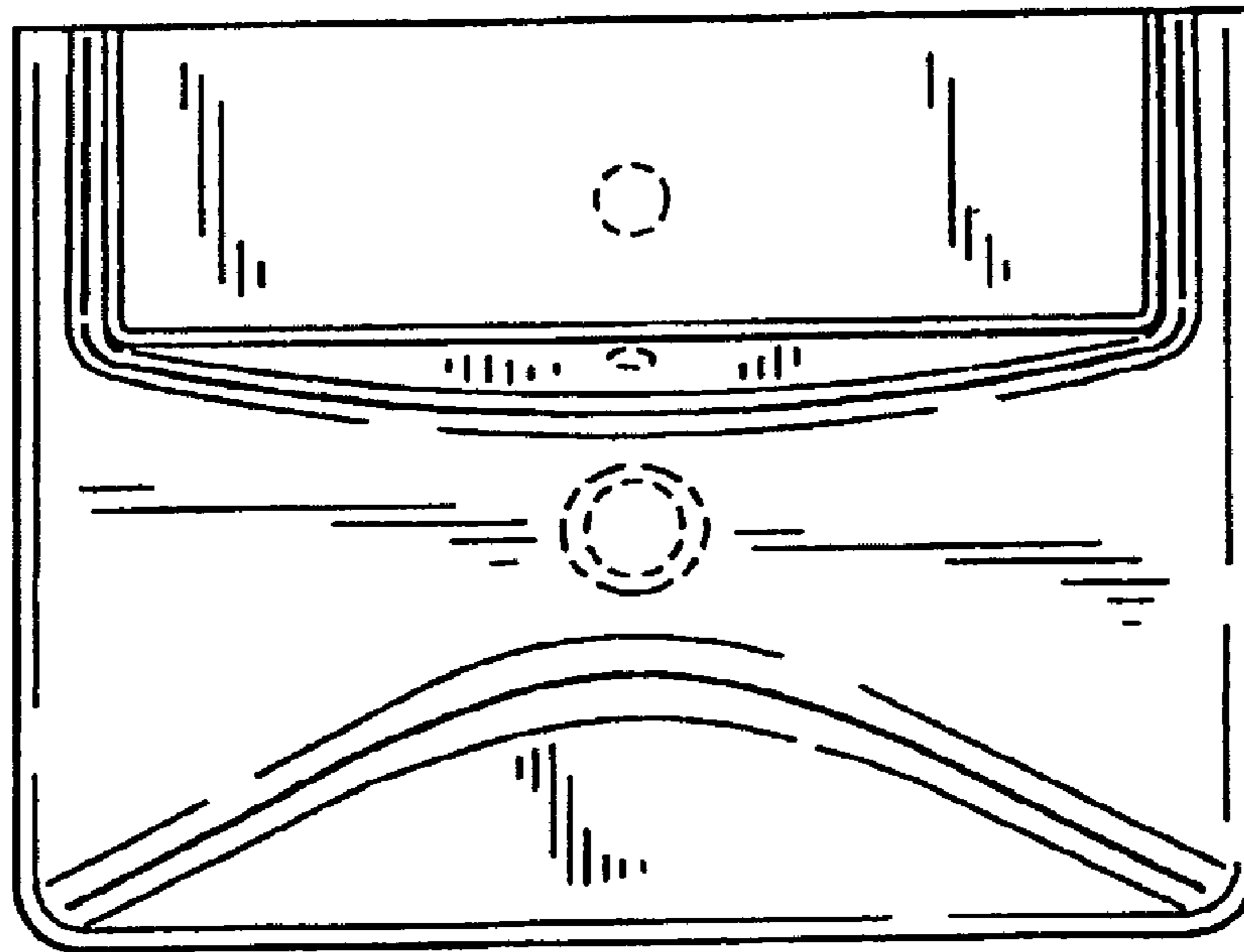



FIG. 2

FIG. 3




FIG. 4




FIG. 5




FIG. 6

