



US00D609298S

(12) **United States Design Patent**  
**Oldknow**

(10) **Patent No.:** **US D609,298 S**

(45) **Date of Patent:** **\*\* Feb. 2, 2010**

(54) **GOLF CLUB HEAD WITH QUADRILATERAL SHAPED ELEMENT**

D509,272 S 9/2005 Smith et al.  
D514,179 S 1/2006 Chen et al.  
6,988,960 B2 1/2006 Mahaffey et al.  
D515,643 S 2/2006 Ortiz  
D516,147 S 2/2006 Imamoto  
D521,090 S 5/2006 Burrows

(75) Inventor: **Andrew G. V. Oldknow**, Portland, OR (US)

(73) Assignee: **NIKE, Inc.**, Beaverton, OR (US)

(\*\*) Term: **14 Years**

(21) Appl. No.: **29/346,859**

(22) Filed: **Nov. 6, 2009**

(51) **LOC (9) Cl.** ..... **21-02**

(52) **U.S. Cl.** ..... **D21/759**

(58) **Field of Classification Search** ..... D21/733,  
D21/752, 759; 473/324–331, 343–346  
See application file for complete search history.

(56) **References Cited**

**U.S. PATENT DOCUMENTS**

D239,187 S 3/1976 Smith  
D275,412 S 9/1984 Simmons  
D275,590 S 9/1984 Duclos  
D316,583 S 4/1991 Mahaffey et al.  
5,203,565 A 4/1993 Murray et al.  
D363,961 S 11/1995 Krzynowek et al.  
5,544,884 A 8/1996 Hardman  
D385,003 S 10/1997 Burrows  
D390,294 S 2/1998 Burrows  
D390,295 S 2/1998 Burrows  
D390,616 S 2/1998 Maltby  
D397,749 S 9/1998 Burrows  
D401,299 S 11/1998 Burrows  
D411,600 S 6/1999 Antonious  
D412,545 S 8/1999 Best et al.  
D413,642 S 9/1999 Burrows  
D413,953 S 9/1999 Burrows  
5,989,134 A 11/1999 Antonious  
D436,389 S 1/2001 Adams et al.  
D438,583 S 3/2001 O'Doherty et al.  
6,530,847 B1 3/2003 Antonious  
6,855,068 B2 2/2005 Antonious  
6,860,818 B2 3/2005 Mahaffey et al.  
6,890,267 B2 5/2005 Mahaffey et al.

(Continued)

**OTHER PUBLICATIONS**

Air Bear Woods, Edwin Watts Golf Catalog, Summer 1998, p. 4.

(Continued)

*Primary Examiner*—Mitchell I Siegel

(74) *Attorney, Agent, or Firm*—Banner & Witcoff, Ltd.

(57) **CLAIM**

The ornamental design for a golf club head with quadrilateral shaped element, as shown and described.

**DESCRIPTION**

FIG. 1 is a bottom perspective view of a golf club head with quadrilateral shaped element showing my new design;

FIG. 2 is a bottom view thereof;

FIG. 3 is a toe end view thereof;

FIG. 4 is a rear view thereof;

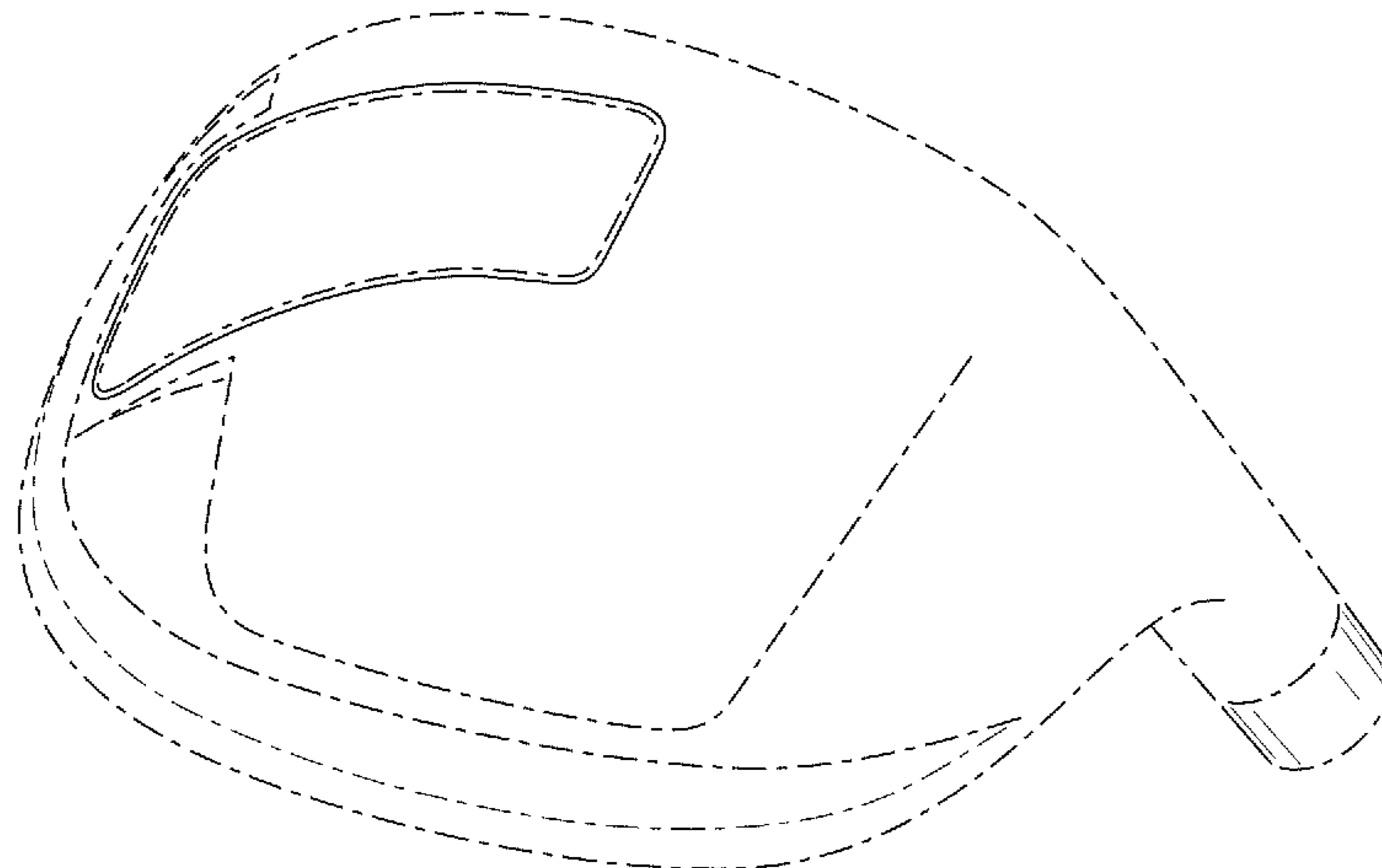
FIG. 5 is a heel end view thereof;

FIG. 6 is a front view thereof; and,

FIG. 7 is a top view thereof.

The uneven broken lines inside of the quadrilateral shaped element and the area there within represent environmental structure and form no part of the claimed design. The uneven broken lines immediately adjacent the top and bottom of the cylindrical shaped region represent unclaimed boundaries and form no part of the claimed design. The remaining uneven broken lines including the region between the quadrilateral shaped element and the cylindrical shaped region are shown for the purpose of illustrating environmental structure and form no part of the claimed design.

**1 Claim, 4 Drawing Sheets**



# US D609,298 S

Page 2

## U.S. PATENT DOCUMENTS

D523,498 S	6/2006	Chen et al.			
D524,392 S	7/2006	Madore et al.			
D524,393 S	7/2006	Madore et al.			
D524,394 S	7/2006	Madore et al.			
D524,395 S	7/2006	Madore et al.			
D524,396 S	7/2006	Madore et al.			
D524,397 S	7/2006	Madore et al.			
D532,474 S	* 11/2006	Bennett et al.	.....	D21/759	
D544,561 S	6/2007	Oldknow			
D545,930 S	* 7/2007	Hooley	.....	D21/759	
D554,719 S	11/2007	Barez et al.			
D554,720 S	11/2007	Barez et al.			
D561,856 S	2/2008	Barez et al.			
D564,611 S	3/2008	Llewellyn et al.			
D577,400 S	* 9/2008	Oldknow et al.	.....	D21/759	
D577,401 S	* 9/2008	Oldknow et al.	.....	D21/759	
D577,402 S	* 9/2008	Oldknow et al.	.....	D21/759	
D577,406 S	* 9/2008	Oldknow et al.	.....	D21/759	
D577,784 S	* 9/2008	Oldknow et al.	.....	D21/759	
D577,785 S	* 9/2008	Oldknow et al.	.....	D21/759	
D577,786 S	* 9/2008	Oldknow et al.	.....	D21/759	
D577,787 S	* 9/2008	Oldknow et al.	.....	D21/759	
D577,788 S	* 9/2008	Oldknow et al.	.....	D21/759	
D585,952 S	2/2009	Kohno			
D586,415 S	2/2009	Kohno			
D587,772 S	3/2009	Ferguson et al.			
D588,220 S	3/2009	Ferguson et al.			
D589,100 S	3/2009	Rice et al.			
D590,037 S	4/2009	Ruggiero et al.			
D591,810 S	5/2009	Murphy et al.			
D591,811 S	* 5/2009	Bosilkovski et al.	.....	D21/752	
D591,816 S	* 5/2009	Vehse et al.	.....	D21/759	
D591,817 S	* 5/2009	Murphy et al.	.....	D21/759	
D592,258 S	* 5/2009	Bosilkovski et al.	.....	D21/752	
D592,721 S	5/2009	Foster et al.			
D594,074 S	* 6/2009	Foster et al.	.....	D21/752	
D594,919 S	6/2009	Schweigert et al.			
2007/0054751	A1	3/2007	Breier et al.		
2008/0039228	A1	2/2008	Breier et al.		
2008/0268979	A1	10/2008	Stites et al.		

## OTHER PUBLICATIONS

XPC3 Driver Head, Golfsmith Golf Catalog, 1998, p. 50.  
O/S Project Power Sweep, Golfsmith Golf Catalog, 2001, p. 53.  
Nike CPR Hybrids, Edwin Watts Golf Catalog, Holiday 2004, p. 9.  
T-Zoid Forged Driver, Edwin Watts Golf Catalog, Holiday 2001, p. 26.  
Cleveland Launcher, Edwin Watts Golf Catalog, Holiday 2002, p. 2.  
T-Zoid Blue Rage, Edwin Watts Golf Catalog, Holiday 2002, p. 26.

\* cited by examiner

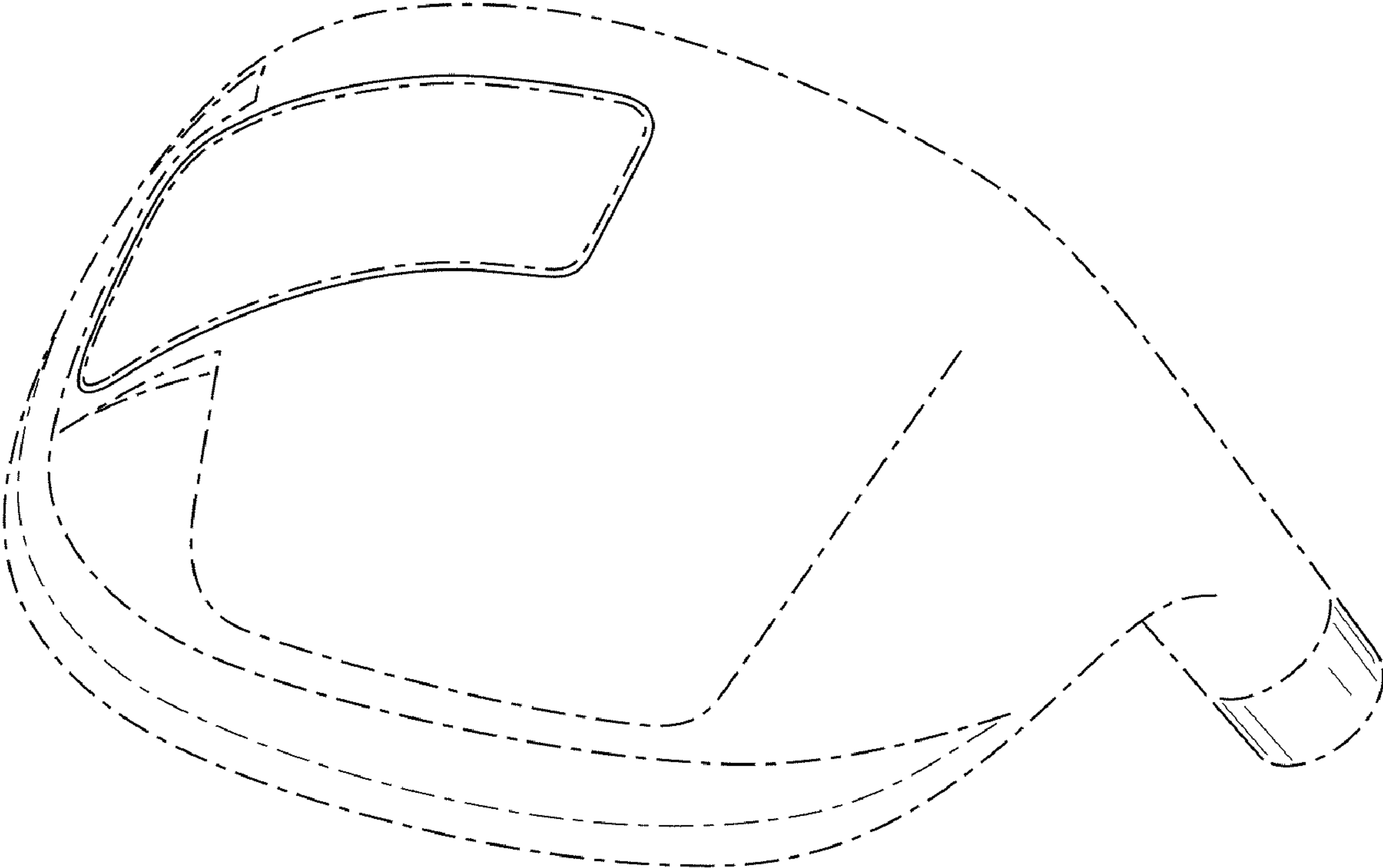


FIG. 1

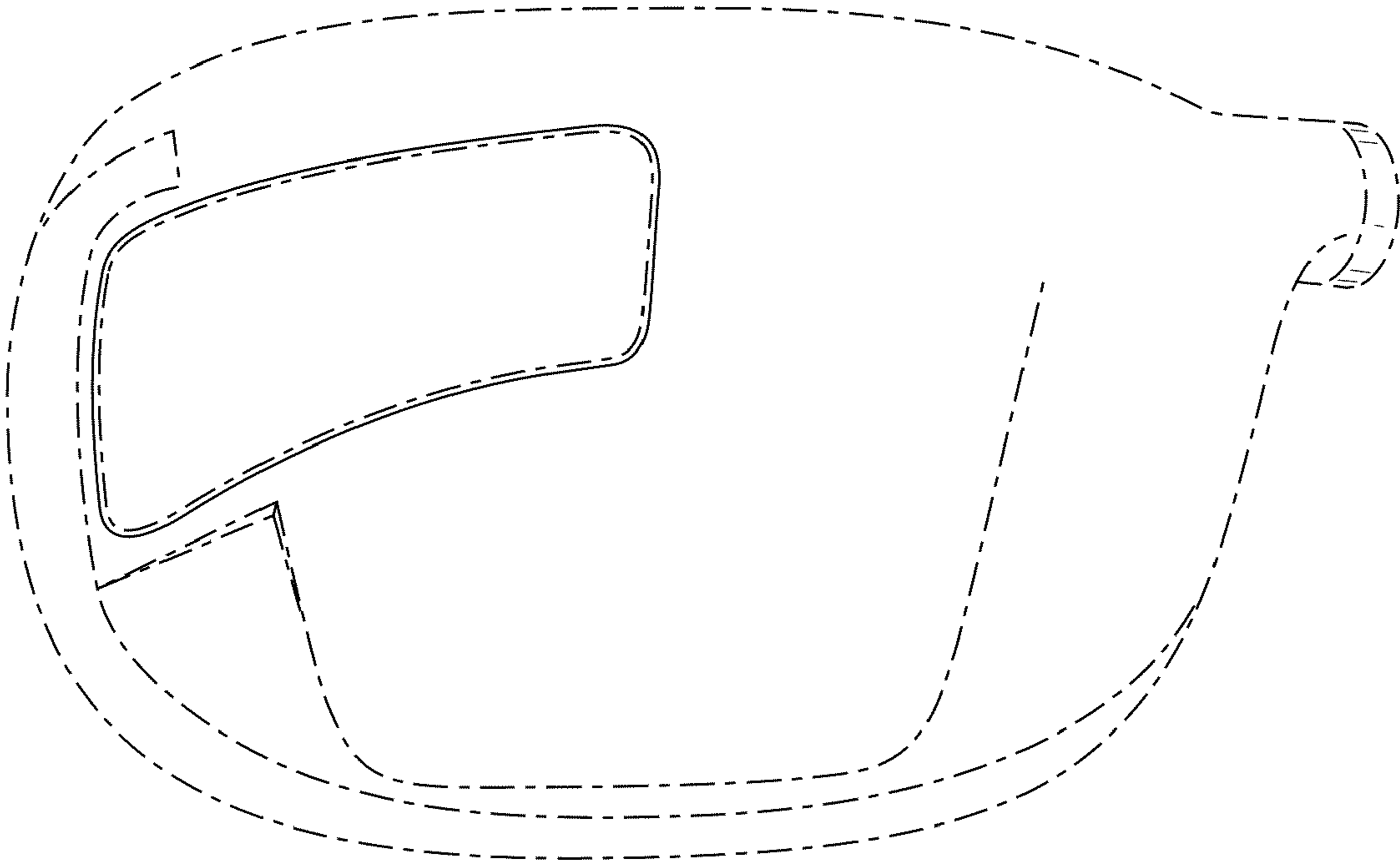


FIG. 2

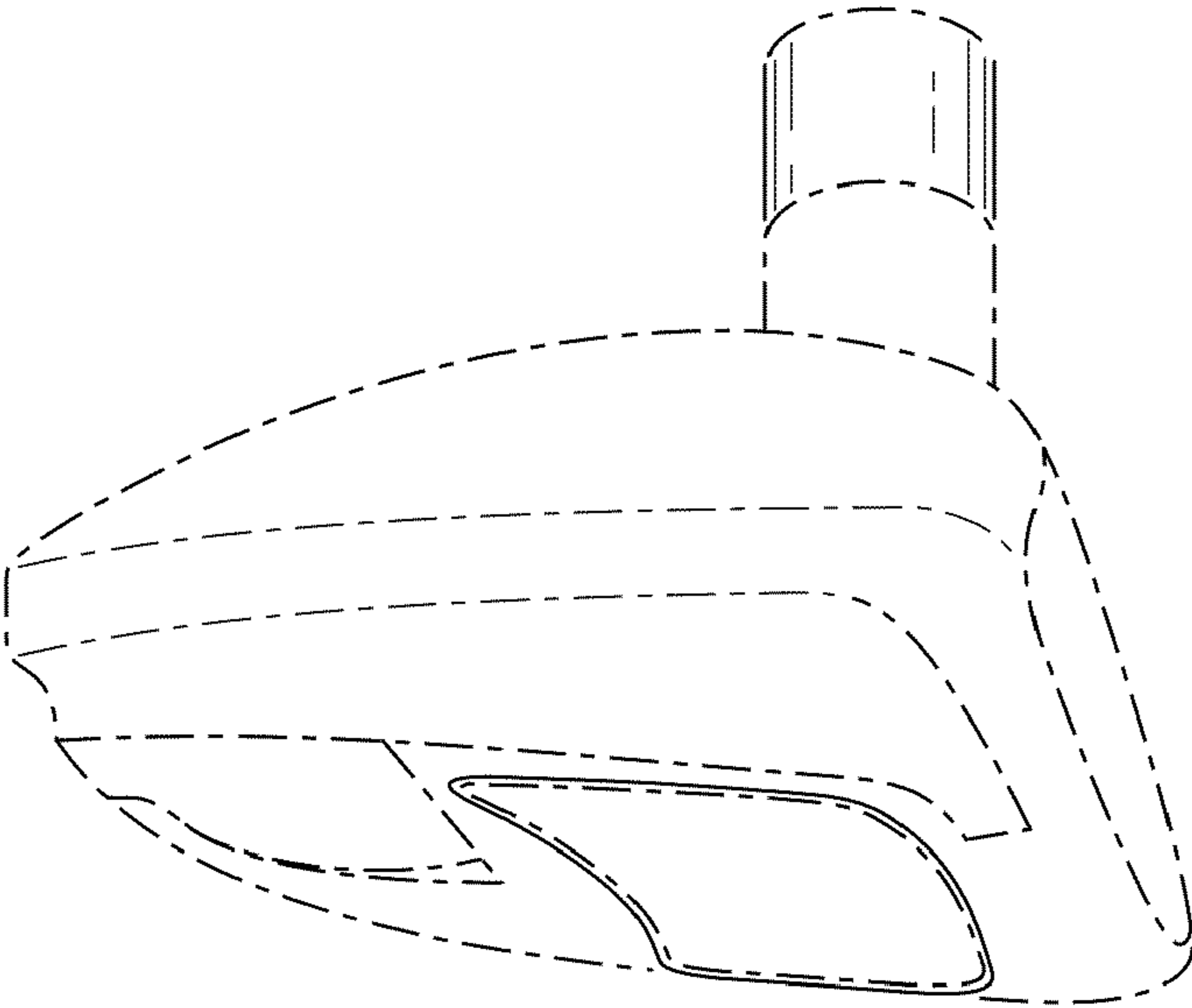


FIG. 3

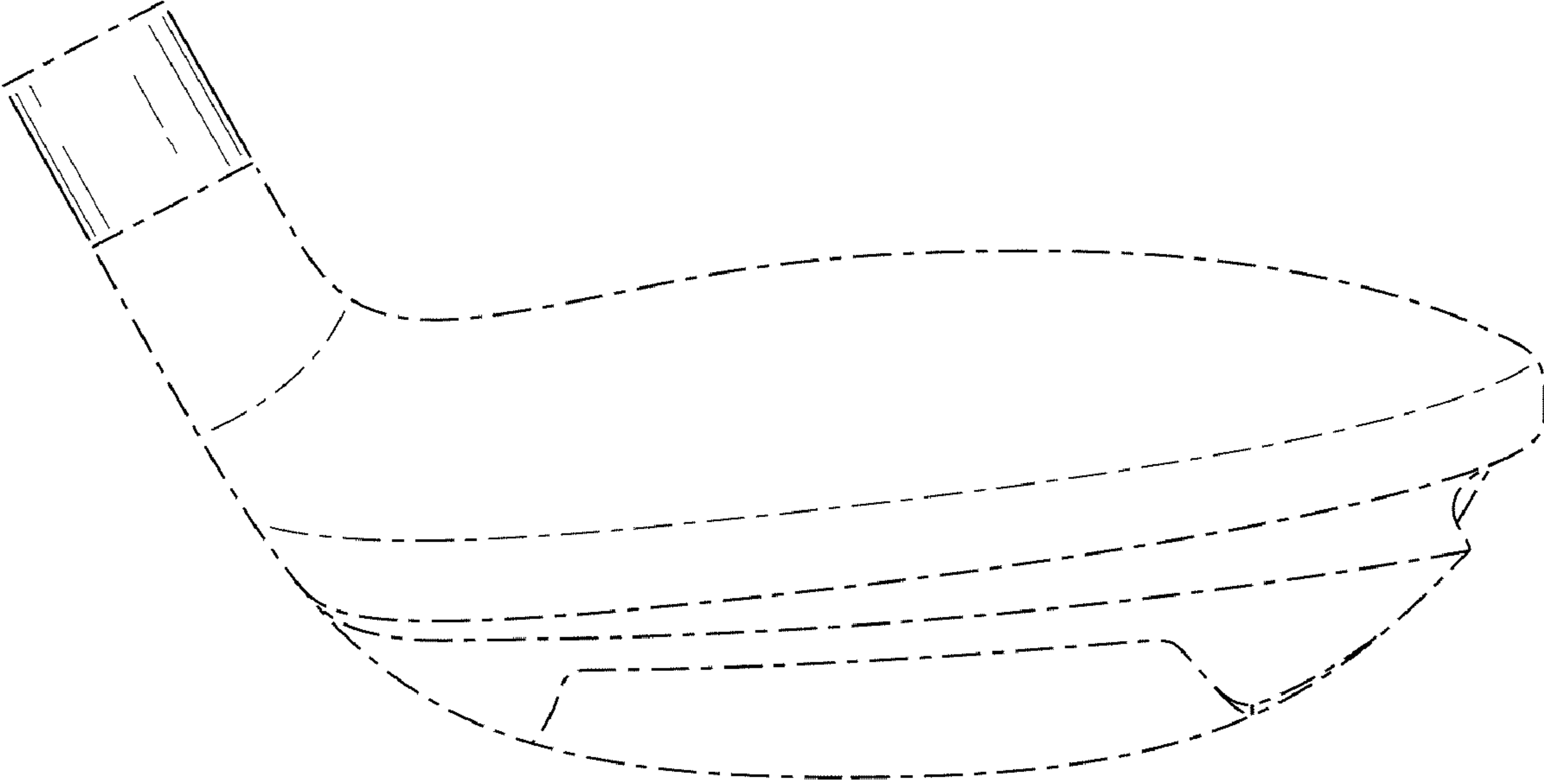


FIG. 4

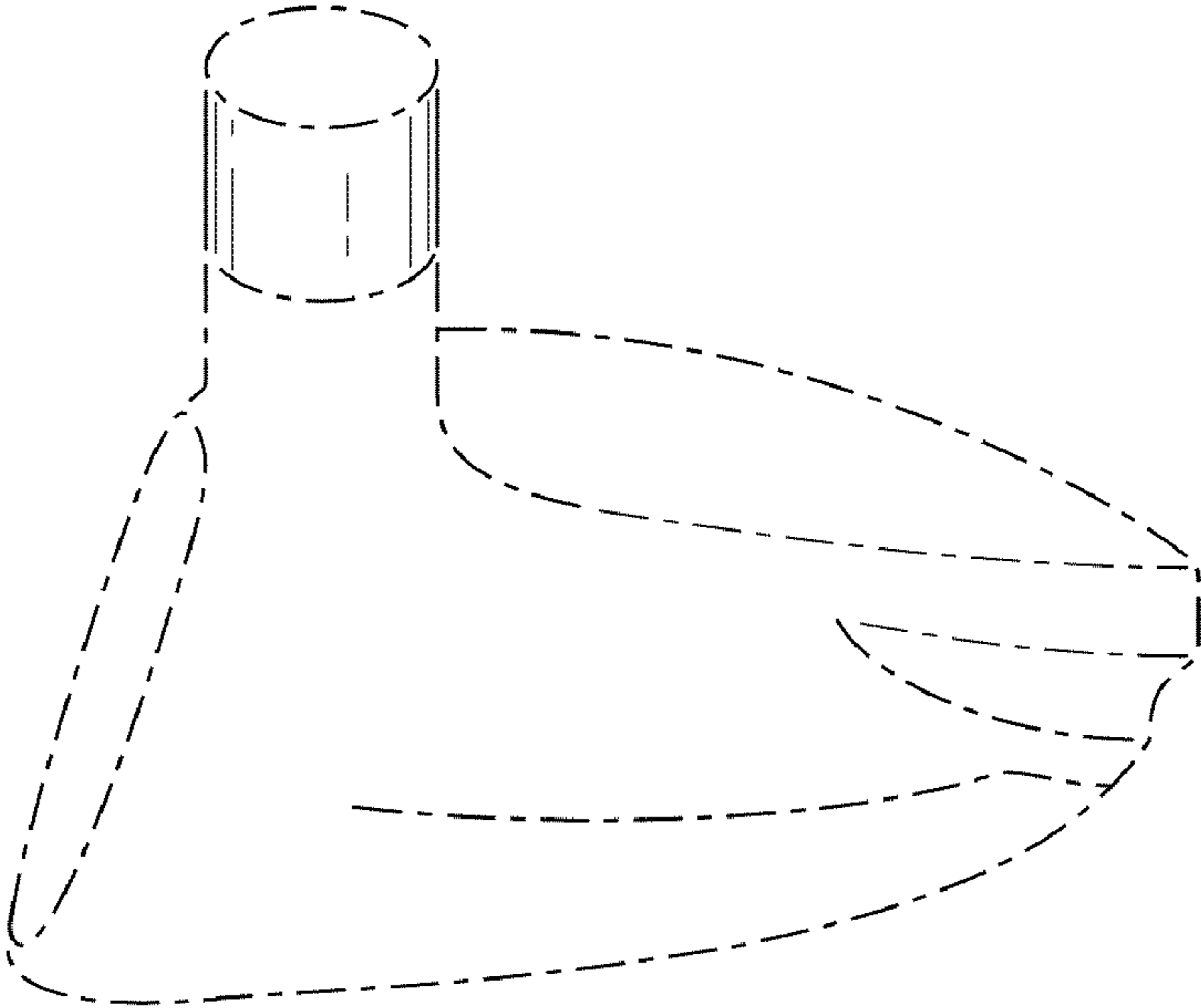


FIG. 5

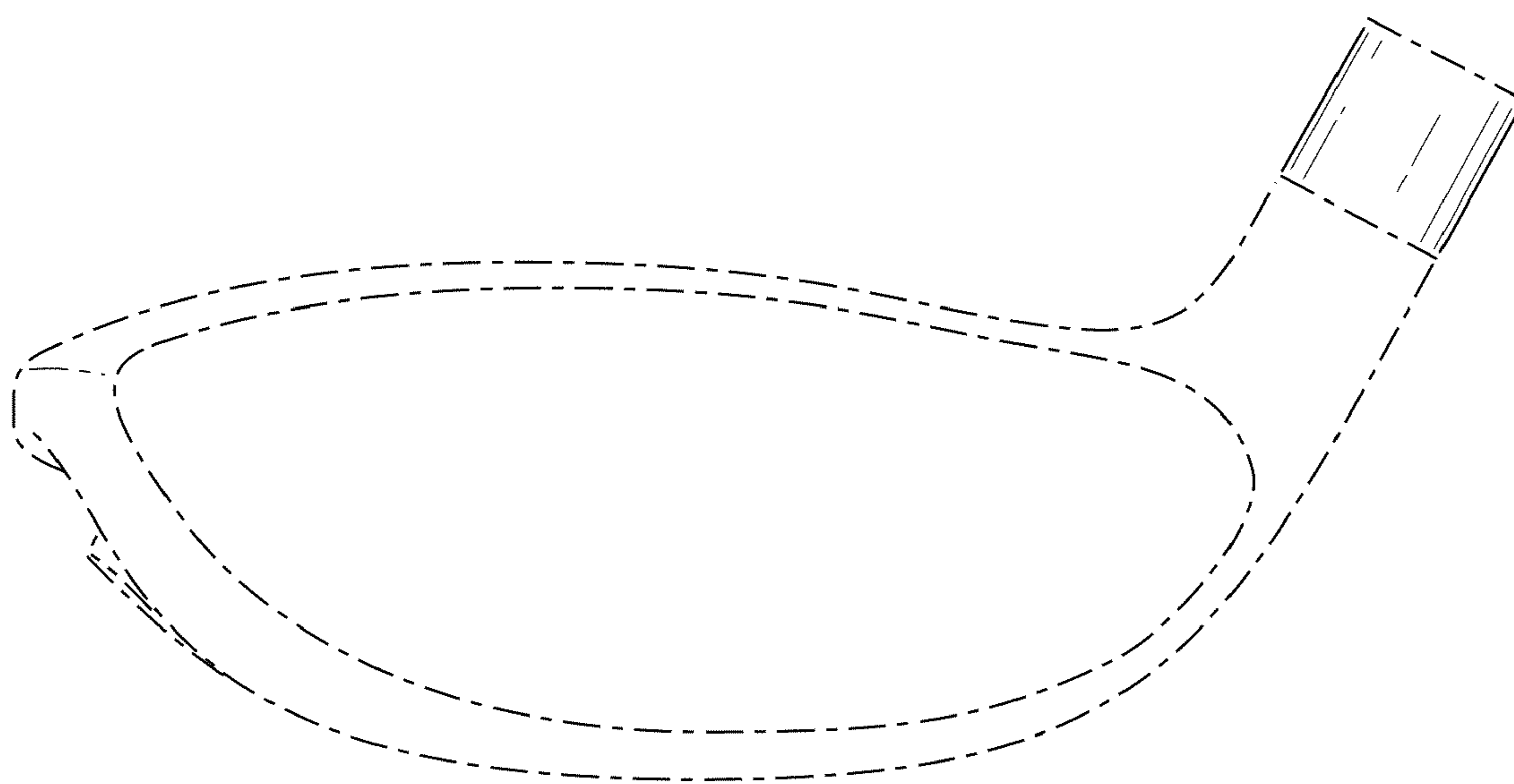


FIG. 6

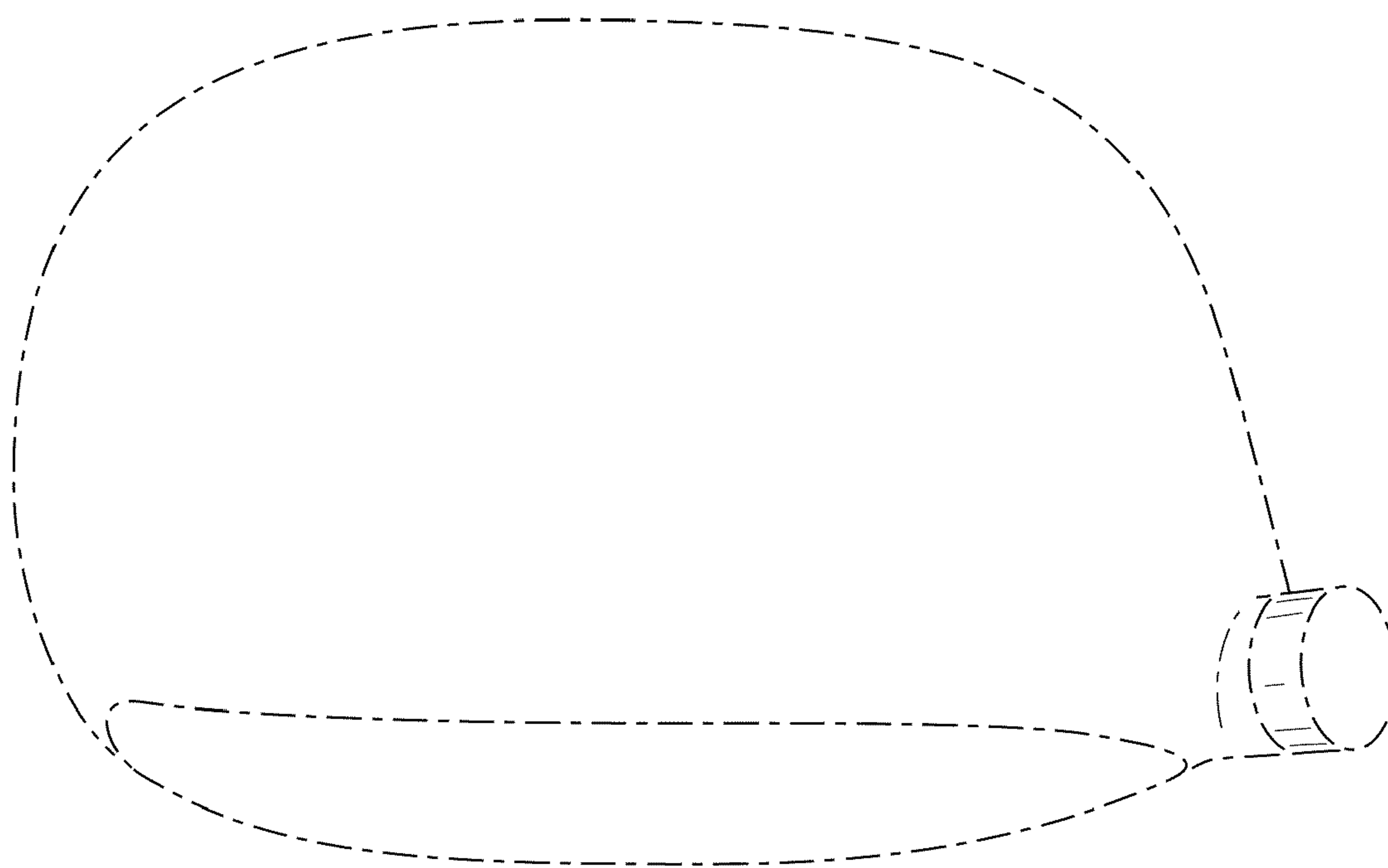


FIG. 7