



US00D609274S

(12) **United States Design Patent**
Hsu et al.

(10) **Patent No.:** **US D609,274 S**
(45) **Date of Patent:** **** Feb. 2, 2010**

(54) **TAPE DISPENSER**

(75) Inventors: **Pei Chen Hsu**, Tainan (TW); **Pei Chun Chang**, Taoyuan County (TW); **Ya Lan Kuo**, Taipei County (TW)

(73) Assignee: **3M Innovative Properties Company**, St. Paul, MN (US)

(**) Term: **14 Years**

(21) Appl. No.: **29/332,318**

(22) Filed: **Feb. 12, 2009**

(51) **LOC (9) Cl.** **19-02**

(52) **U.S. Cl.** **D19/69**

(58) **Field of Classification Search** D19/70,
D19/69, 36, 68; 242/588.6, 588.2; 225/77,
225/6, 56, 39, 26, 25, 19, 11, 34; 206/411;
156/577, 527, 523

See application file for complete search history.

(56) **References Cited**

U.S. PATENT DOCUMENTS

2,275,212 A * 3/1942 Valentine 242/608.7
 2,678,777 A * 5/1954 Donkin 225/19
 2,681,186 A * 6/1954 Slawik 225/44
 2,694,533 A * 11/1954 Zucker 242/588.6
 2,699,251 A * 1/1955 Rizza 225/34
 2,790,609 A * 4/1957 Hawthorne et al. 225/26
 D194,756 S * 3/1963 Norman D6/518
 3,216,634 A * 11/1965 Lausa 225/19
 D289,862 S * 5/1987 Reisgies et al. D10/94
 D291,843 S * 9/1987 Searle D3/302
 D319,665 S * 9/1991 Kiyokane D19/69
 D323,531 S * 1/1992 Fortune D19/69
 D324,997 S * 3/1992 Jones D9/529
 D340,625 S * 10/1993 Wang D7/629
 D361,087 S * 8/1995 van Eijben et al. D19/69
 D382,175 S * 8/1997 Green D7/538
 5,698,067 A * 12/1997 Packard 156/577
 5,735,400 A * 4/1998 Packard 206/408

5,851,348 A * 12/1998 Muenzer et al. 156/577
 D417,237 S * 11/1999 Packard et al. D19/69
 D428,922 S * 8/2000 Packard et al. D19/69
 D431,458 S * 10/2000 Bried et al. D3/203.2
 D470,408 S * 2/2003 Garrant et al. D9/731
 D472,319 S * 3/2003 Oltmann D24/189
 D484,795 S * 1/2004 Barnes et al. D9/414
 D568,692 S * 5/2008 Lam D7/629
 D586,675 S * 2/2009 Wagner et al. D10/72
 D586,676 S * 2/2009 Wagner et al. D10/72
 D590,444 S * 4/2009 Farnworth et al. D19/73
 D592,249 S * 5/2009 Chang D19/69
 2006/0151119 A1 * 7/2006 Klauck et al. 156/577
 2007/0267148 A1 * 11/2007 Steele et al. 156/577
 2008/0217351 A1 * 9/2008 Unda et al. 221/34
 2008/0308237 A1 * 12/2008 Rolion et al. 156/577

* cited by examiner

Primary Examiner—Cathron C Brooks

Assistant Examiner—Austin Murphy

(74) *Attorney, Agent, or Firm*—Robert H. Jordan

(57) **CLAIM**

The ornamental design for a tape dispenser, as shown and described.

DESCRIPTION

FIG. 1 is a perspective view showing the new design for a tape dispenser with the dispensing cover closed;

FIG. 2 is a perspective view showing the new design for a tape dispenser with the dispensing cover open;

FIG. 3 is a right side view thereof;

FIG. 4 is a front view thereof;

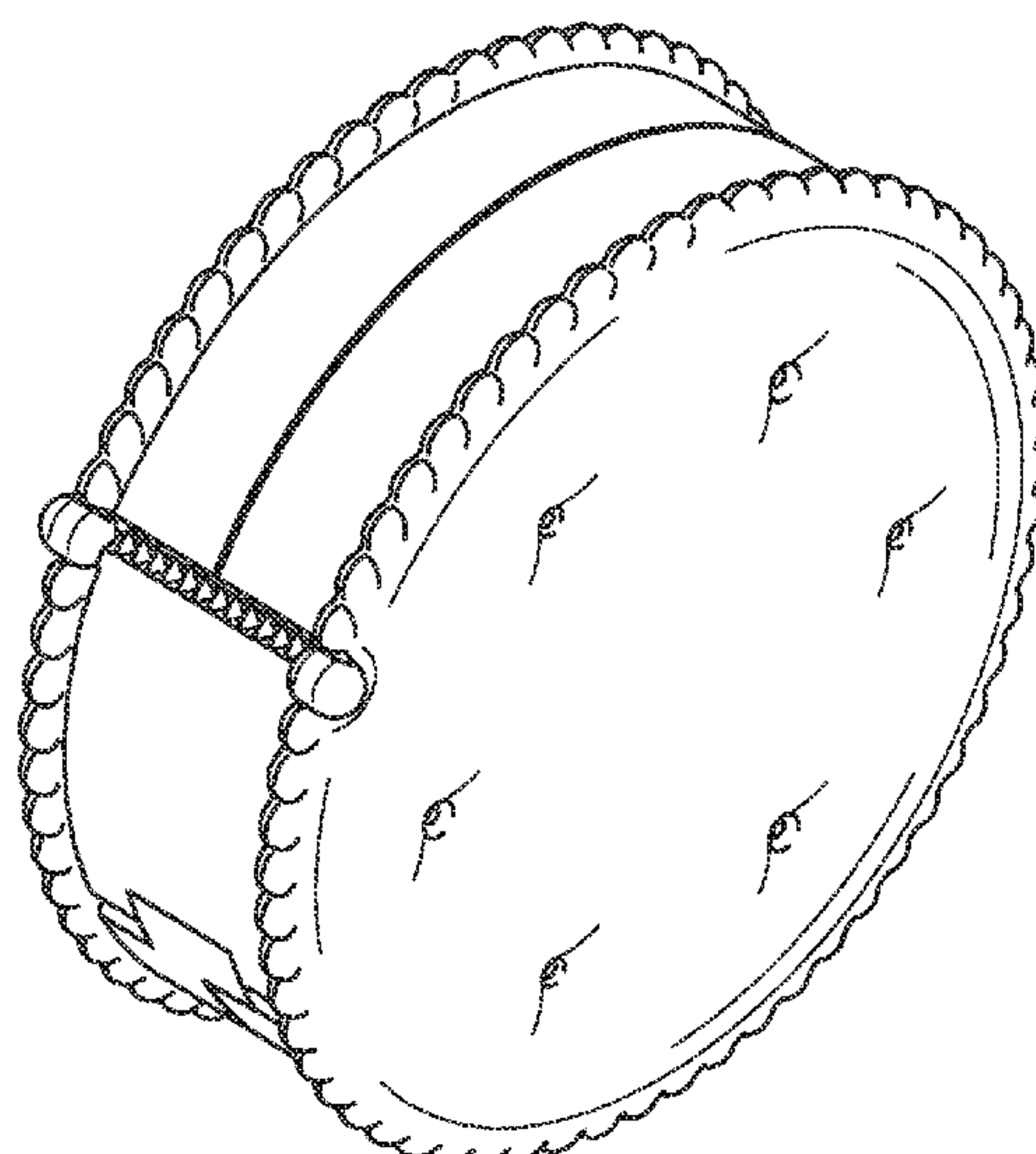
FIG. 5 is a rear view thereof;

FIG. 6 is a left side view thereof;

FIG. 7 is a top view thereof; and,

FIG. 8 is a bottom view thereof.

1 Claim, 3 Drawing Sheets



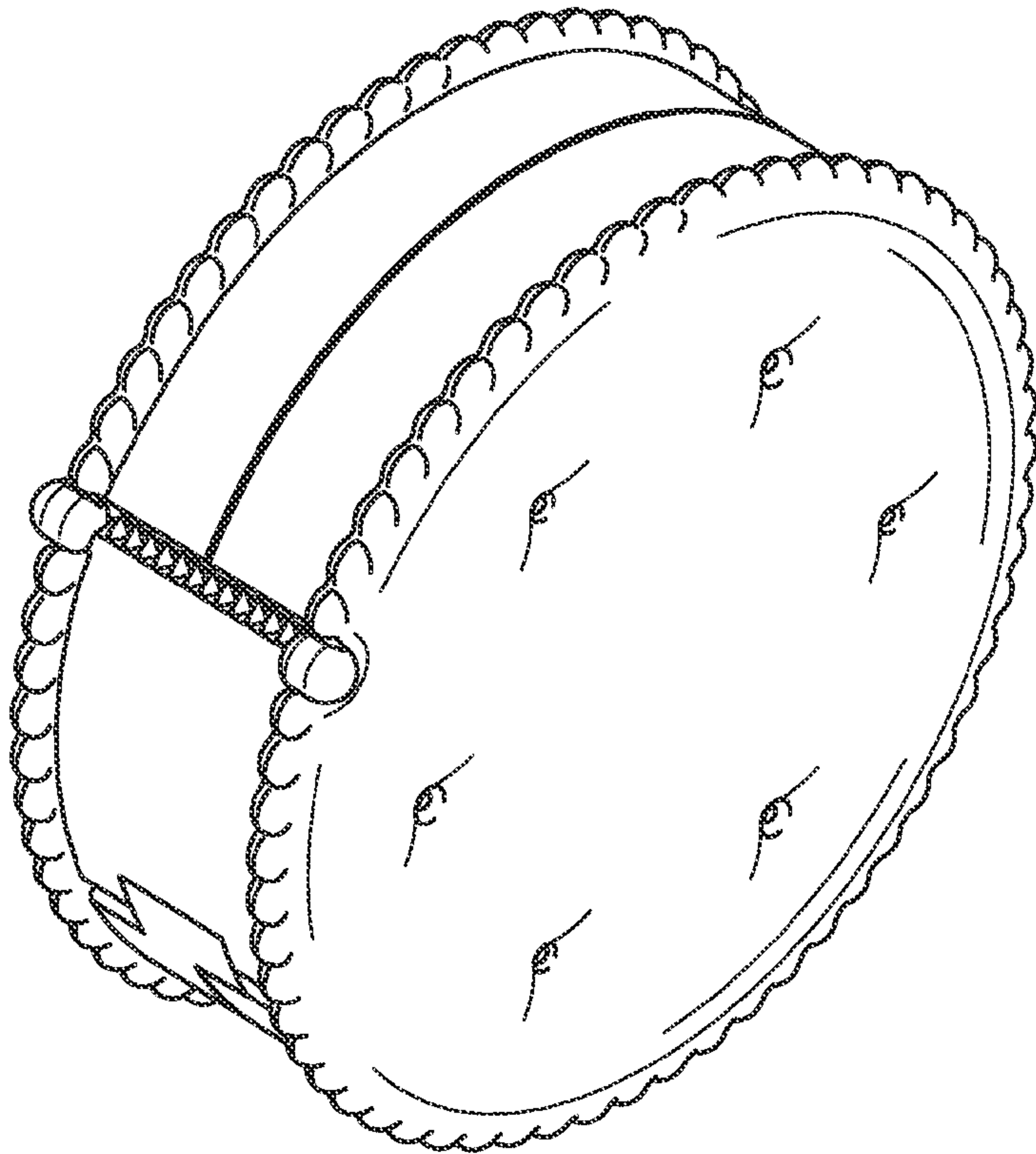


FIG. 1

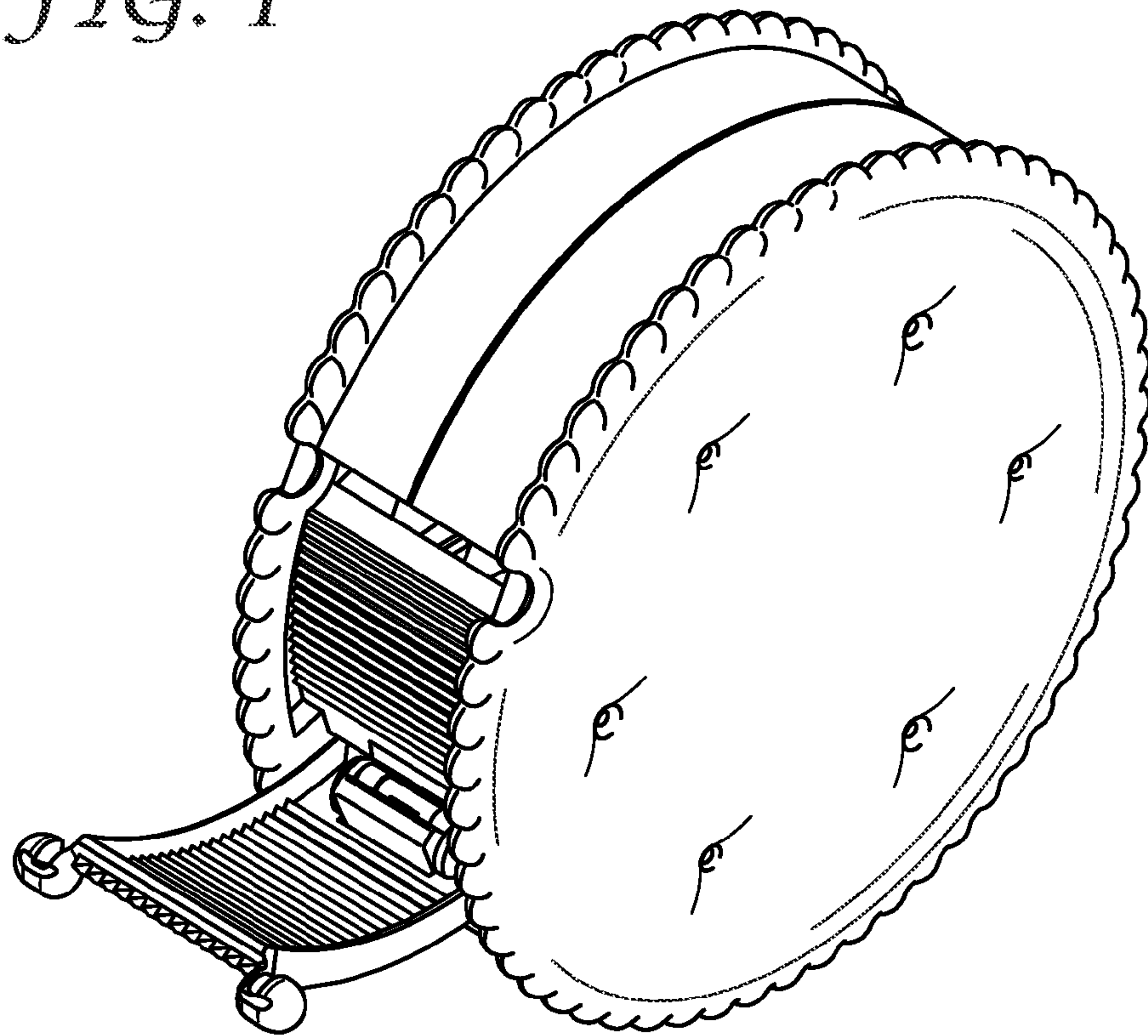


FIG. 2

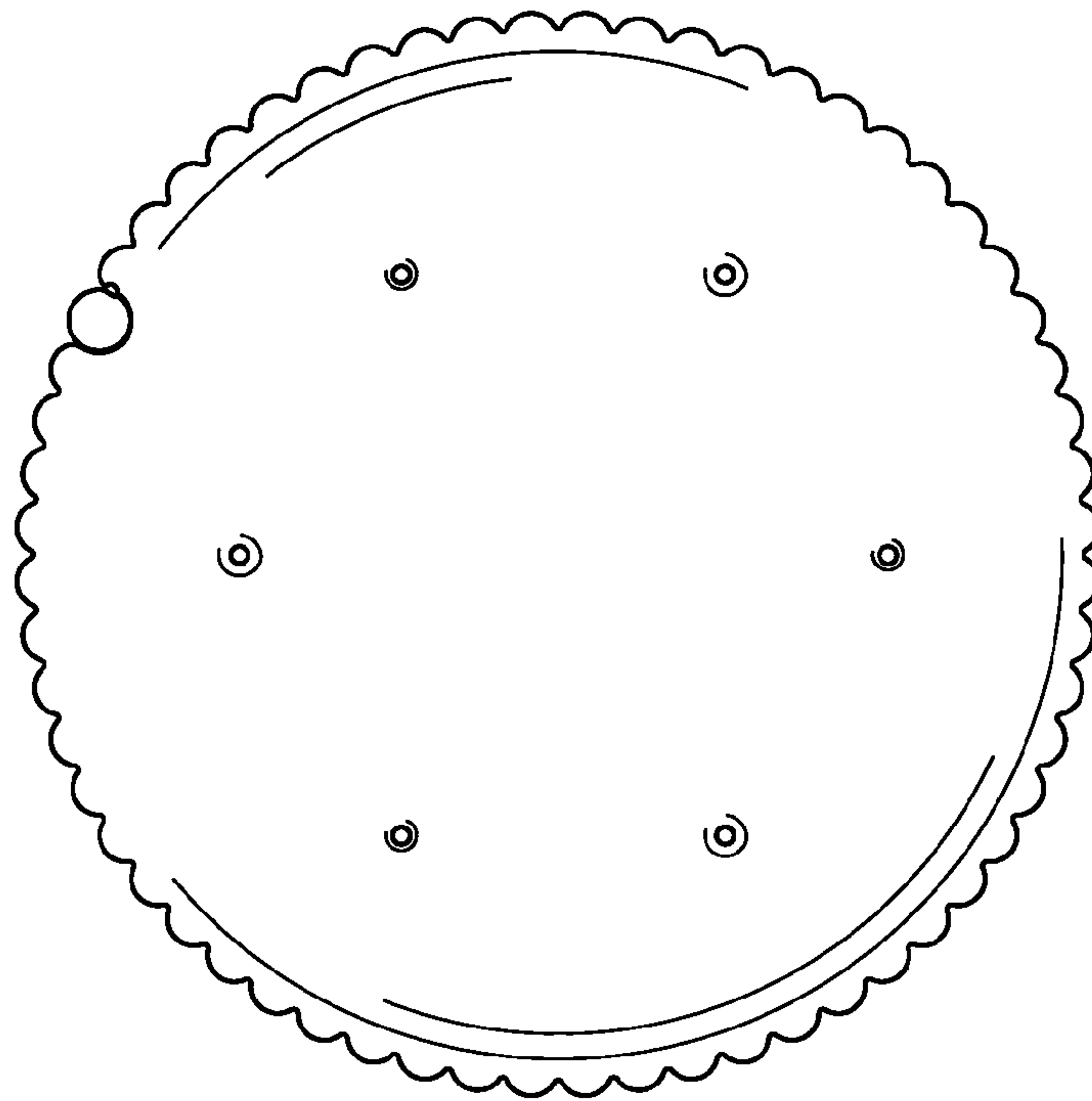


FIG. 3

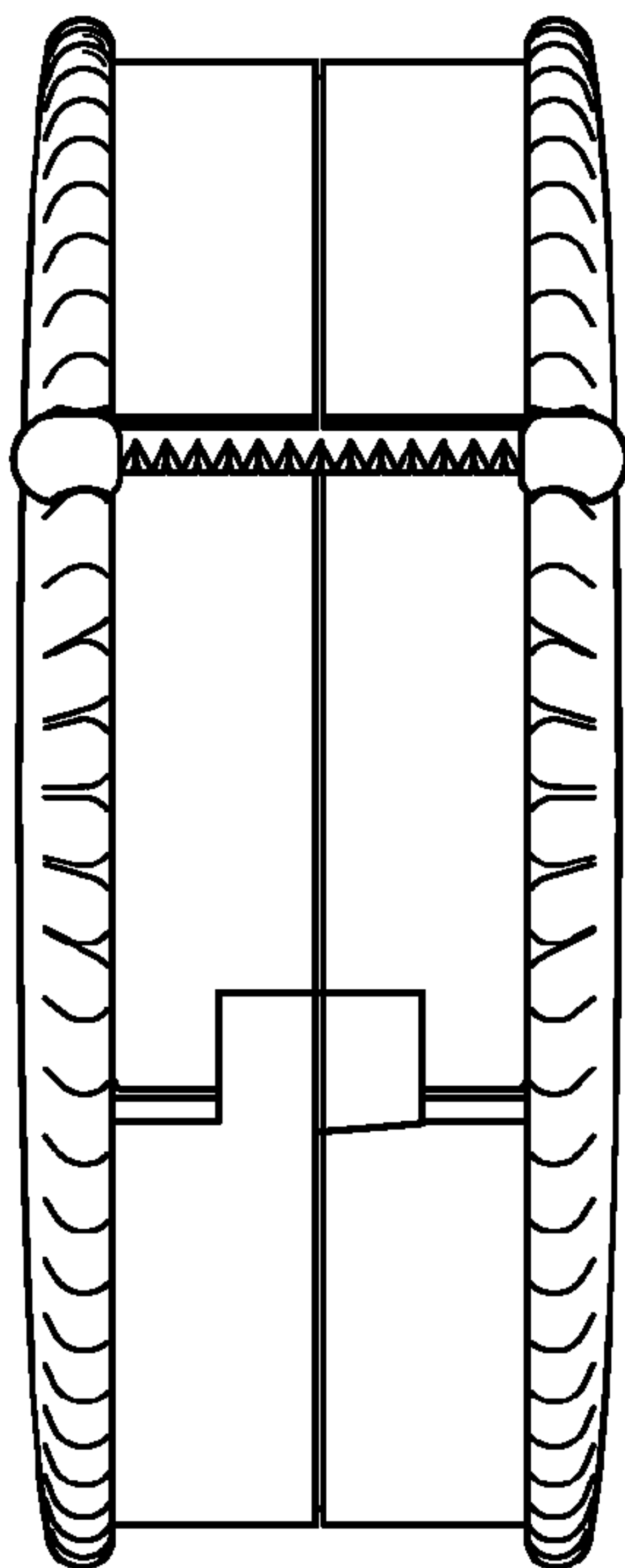


FIG. 4

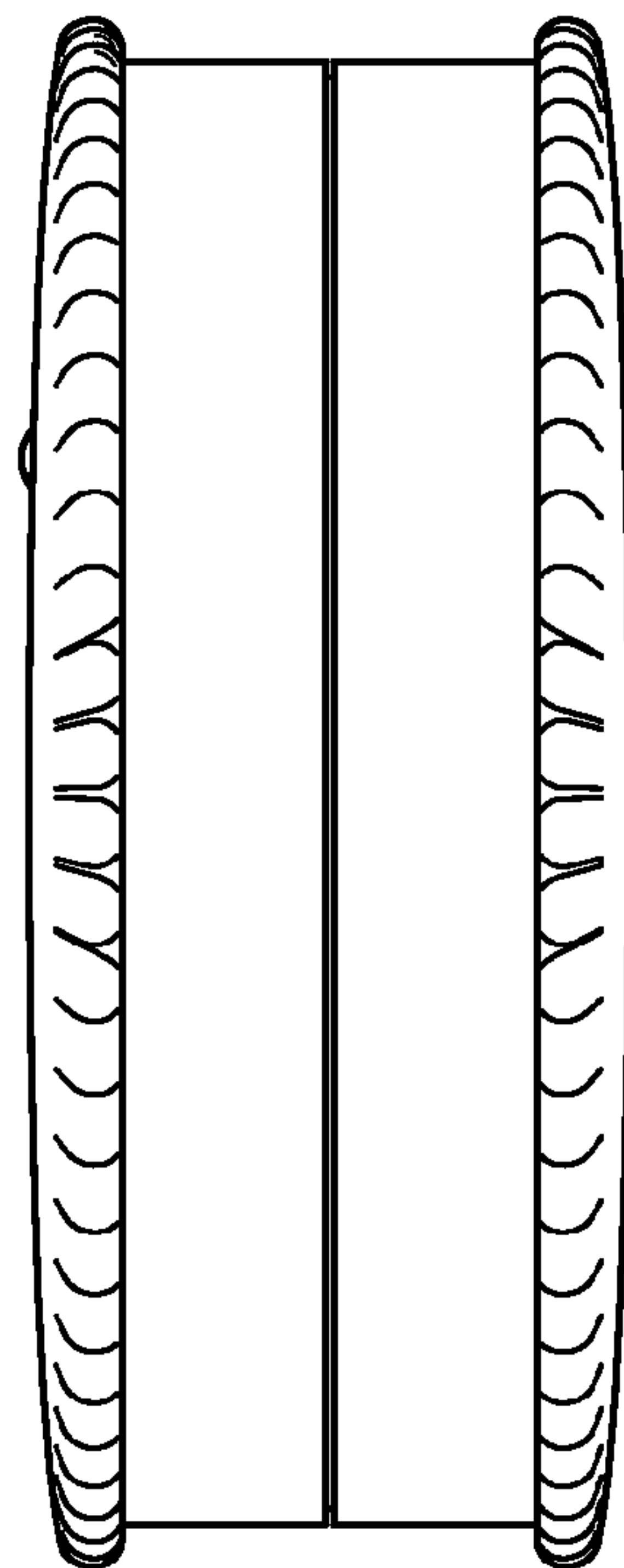


FIG. 5

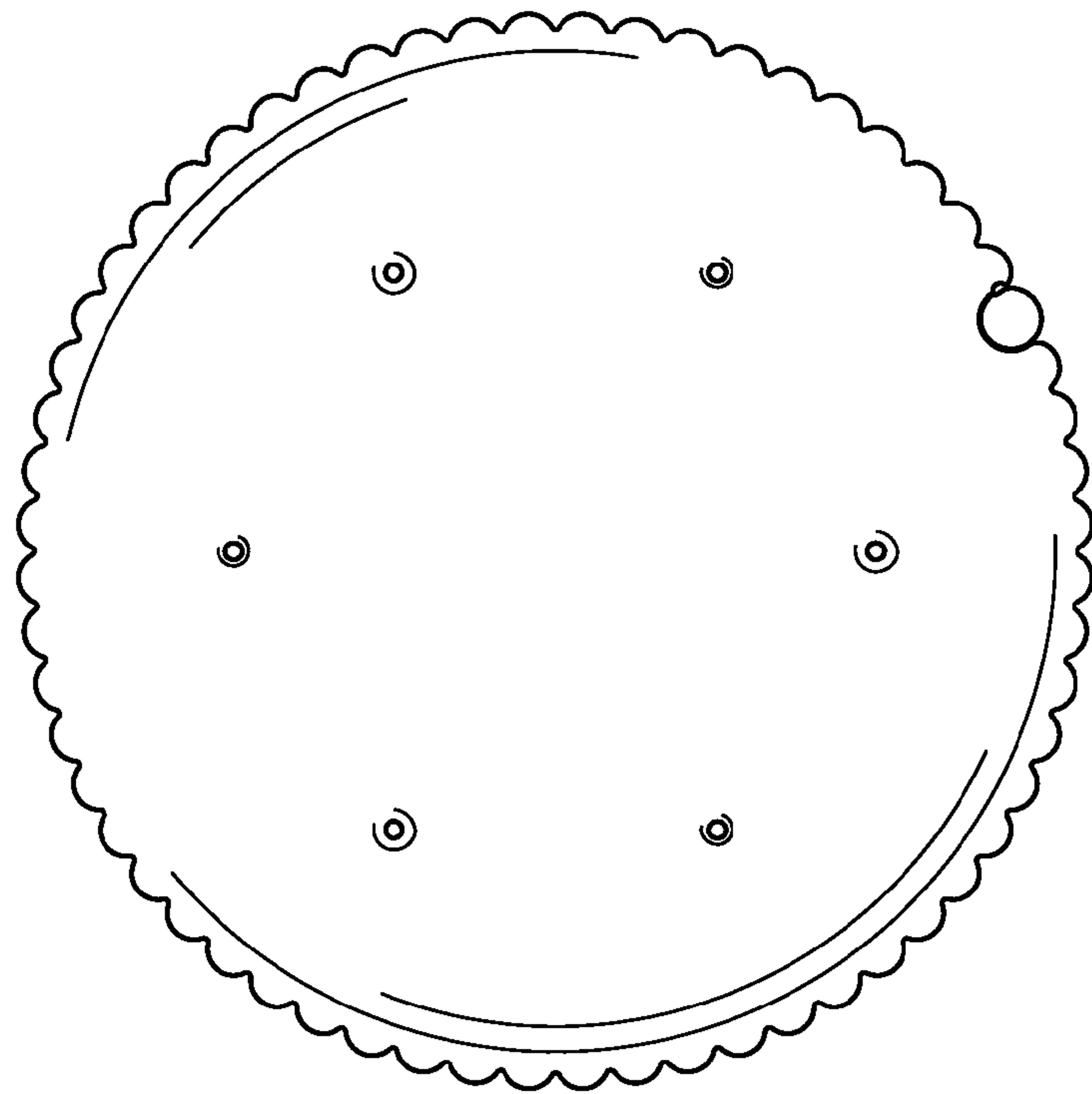


FIG. 6

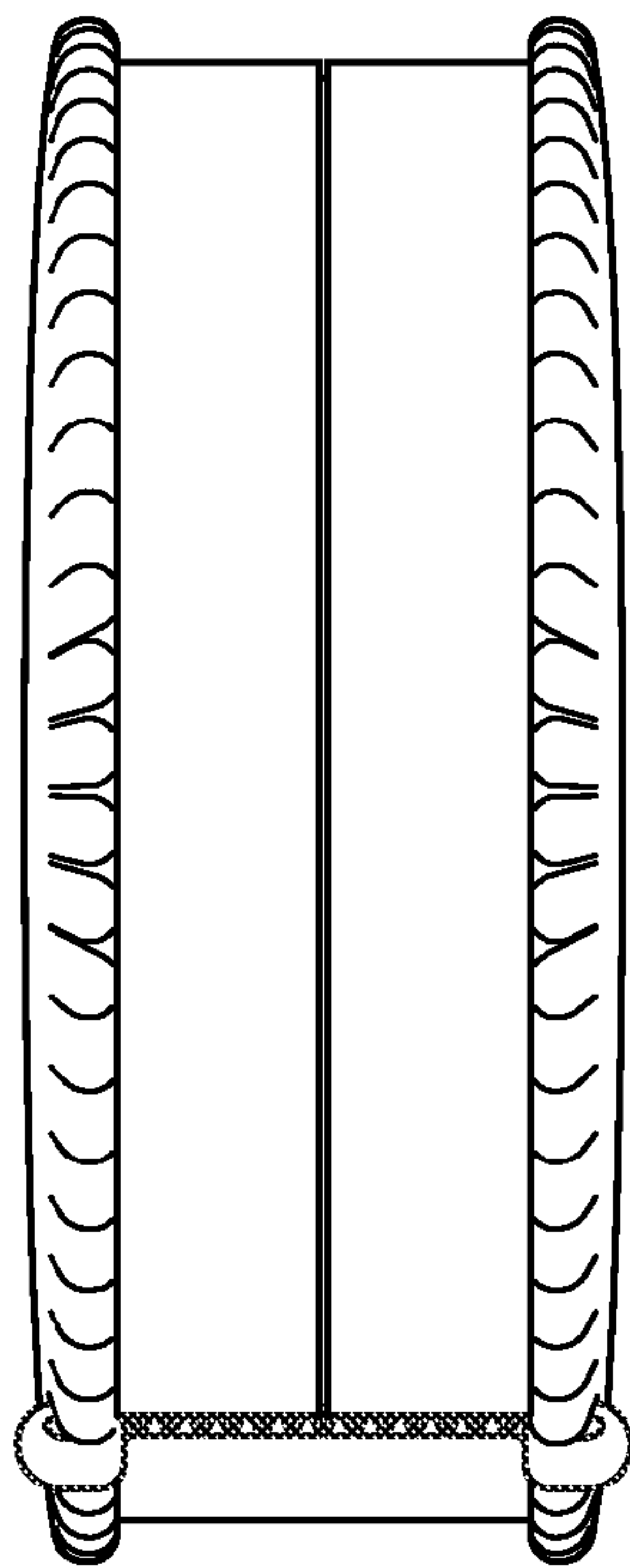


FIG. 7

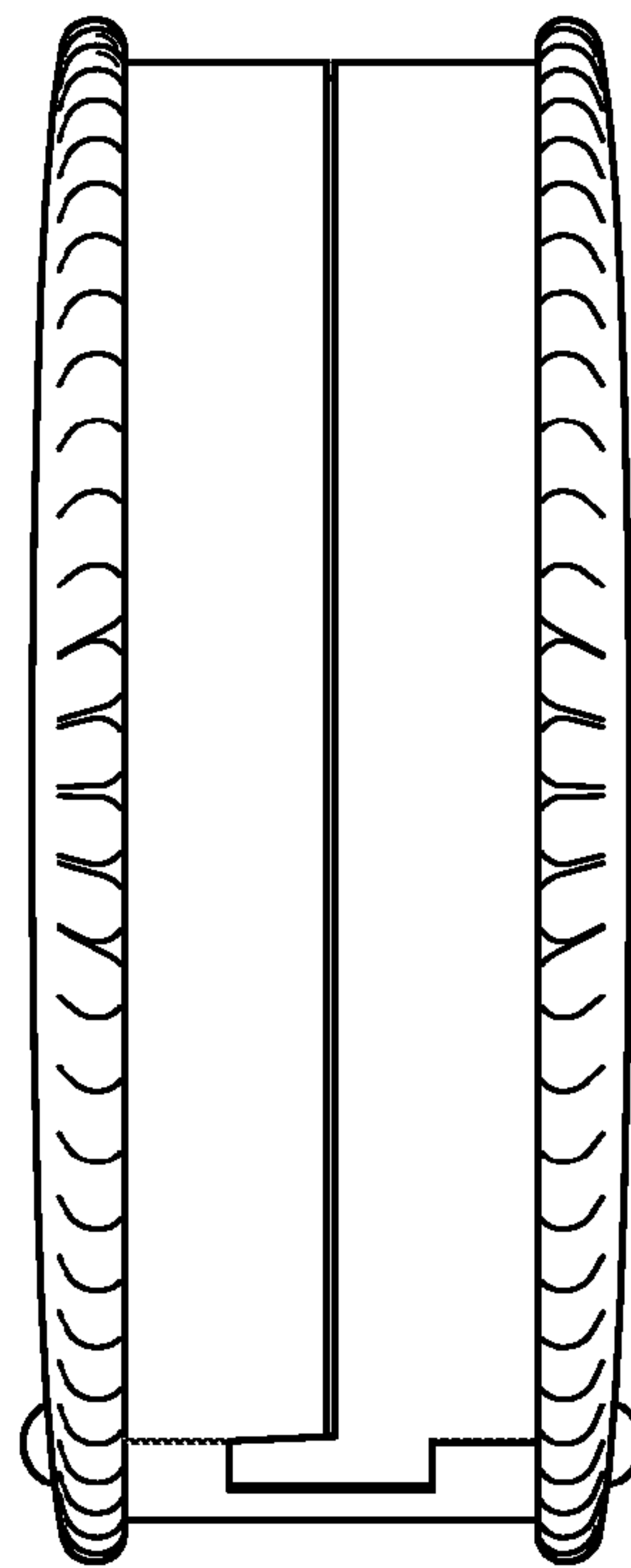


FIG. 8