



US00D609273S

(12) **United States Design Patent**
Koreska

(10) **Patent No.:** **US D609,273 S**
(45) **Date of Patent:** **** Feb. 2, 2010**

(54) **COMBINATION BOOKMARK AND WRITING UTENSIL**

(75) Inventor: **Peter Koreska**, Vienna (AT)

(73) Assignee: **Kores Holding Zug AG**, Zug (CH)

(**) Term: **14 Years**

(21) Appl. No.: **29/332,020**

(22) Filed: **Feb. 6, 2009**

(30) **Foreign Application Priority Data**

Aug. 7, 2008 (AT) MU 659/2008

(51) **LOC (9) Cl.** **19-06**

(52) **U.S. Cl.** **D19/36; D19/34**

(58) **Field of Classification Search** D19/35, D19/36, 41-51, 53-57, 34; 24/11 F, 11 P, 24/11 R; 401/52, 99, 100, 104-109, 192, 401/195, 196; 40/658, 666; 116/234, 235, 116/236, 237, 238, 239, 240

See application file for complete search history.

(56) **References Cited**

U.S. PATENT DOCUMENTS

- 399,768 A * 3/1889 Mehrer 116/235
- 670,766 A * 3/1901 Carlton 116/309
- 893,353 A * 7/1908 McGill 24/561
- 924,946 A * 6/1909 Taylor 40/300
- 1,087,871 A * 2/1914 Daly 40/658
- D49,616 S * 9/1916 McKee D19/99
- D77,800 S * 2/1929 Vredenburgh D19/49
- D207,563 S * 5/1967 Bailey D19/36
- D235,174 S * 5/1975 Gardner D3/18
- 4,706,995 A * 11/1987 Dopp 281/42
- D300,331 S * 3/1989 Horntrich D19/43
- 4,815,880 A * 3/1989 Sekiguchi 401/6
- 4,872,774 A * 10/1989 Rosso 401/29
- D306,038 S * 2/1990 Cerniglia D19/41
- D310,449 S * 9/1990 Agrippino D3/208
- D316,271 S * 4/1991 Larizza D19/41
- D319,468 S * 8/1991 Larizza D19/42
- 5,093,760 A * 3/1992 Bedol 361/679.02

- D329,458 S * 9/1992 Ellis D19/46
- 5,152,553 A * 10/1992 Domingo 281/42
- D344,760 S * 3/1994 Monzyk D19/49
- D344,978 S * 3/1994 Monzyk D19/42
- D345,375 S * 3/1994 Monzyk D19/42
- D352,524 S * 11/1994 Watanabe D19/35

(Continued)

FOREIGN PATENT DOCUMENTS

EM 000714019-0001 * 4/2007

(Continued)

OTHER PUBLICATIONS

Pen-Bookmark Combination, Item Pen898, 3 pages, www.identity-links.com, 2009.*

Primary Examiner—Elizabeth A Albert
(74) *Attorney, Agent, or Firm*—Pillsbury Winthrop Shaw Pittman, LLP

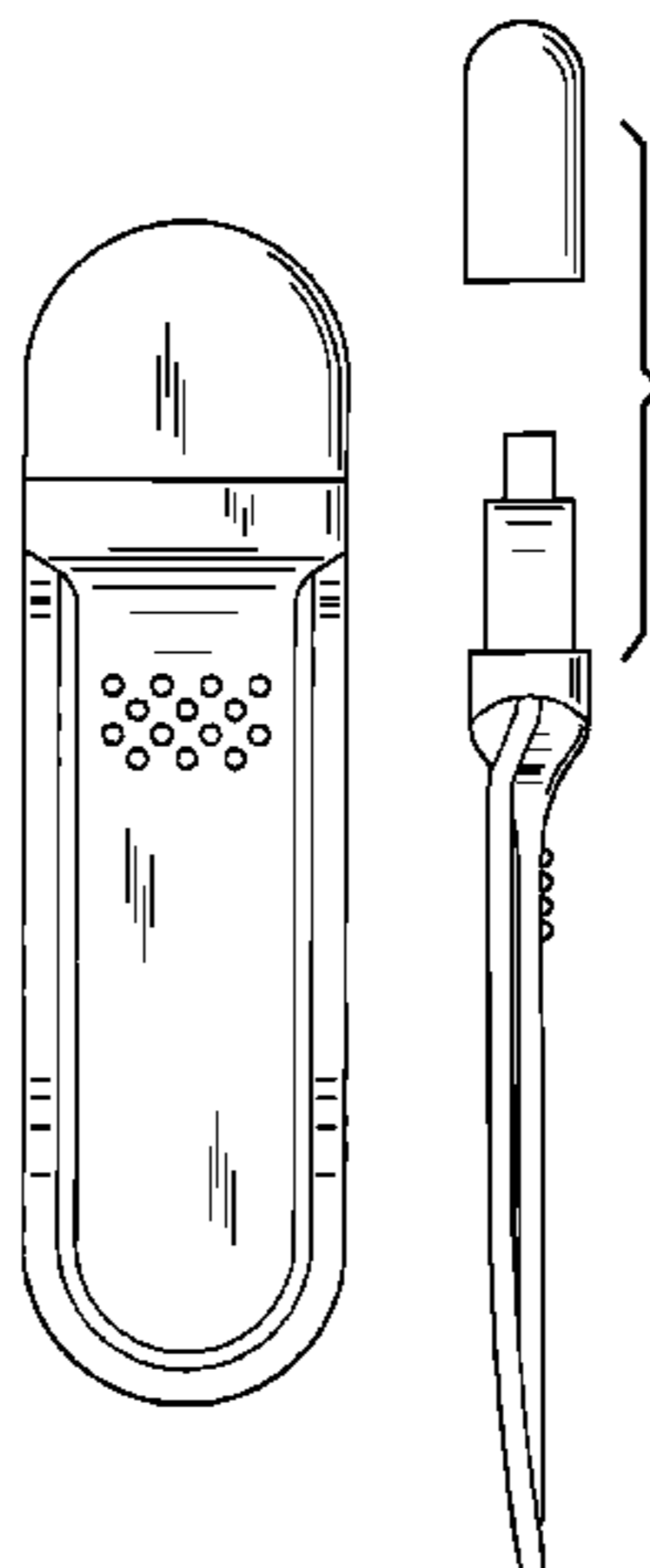
(57) **CLAIM**

The ornamental design for a combination bookmark and writing utensil, as shown and described.

DESCRIPTION

- FIG. 1 is a front view of the combination bookmark and writing utensil illustrated with the cap in place;
- FIG. 2 is a left side view thereof;
- FIG. 3 is an exploded front view thereof;
- FIG. 4 is an exploded left side view thereof;
- FIG. 5 is a top plan view thereof, with the cap removed and not shown for convenience; and,
- FIG. 6 is a top plan view thereof, with the cap in place.

1 Claim, 6 Drawing Sheets



US D609,273 S

Page 2

U.S. PATENT DOCUMENTS

5,678,939 A * 10/1997 Ross 401/6
6,006,693 A 12/1999 Burkett
D451,009 S * 11/2001 Davis D9/600
D489,410 S * 5/2004 Ivey D19/65
D497,377 S * 10/2004 Waggoner et al. D16/135
D500,518 S * 1/2005 Fraser et al. D19/36
D518,101 S * 3/2006 Boone-Johnson D19/34
D551,705 S * 9/2007 Mershon D19/34
D552,173 S * 10/2007 Scolaro D19/34

7,367,280 B1 5/2008 Armstrong
D579,494 S * 10/2008 Chan et al. D19/36
7,434,343 B2 * 10/2008 Yoshida 40/666
D597,133 S * 7/2009 Hung D19/41
2002/0166497 A1* 11/2002 Rae 116/237
2006/0257198 A1* 11/2006 Roeloffs 401/131

FOREIGN PATENT DOCUMENTS

EM 001081483-0001 * 2/2009

* cited by examiner

FIGURE 1

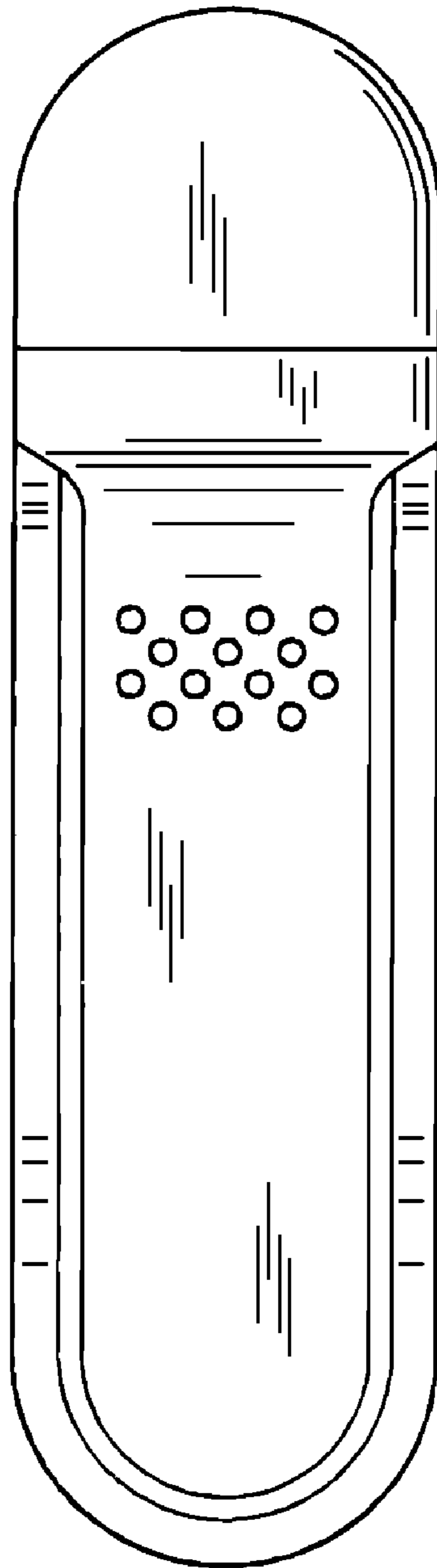


FIGURE 2

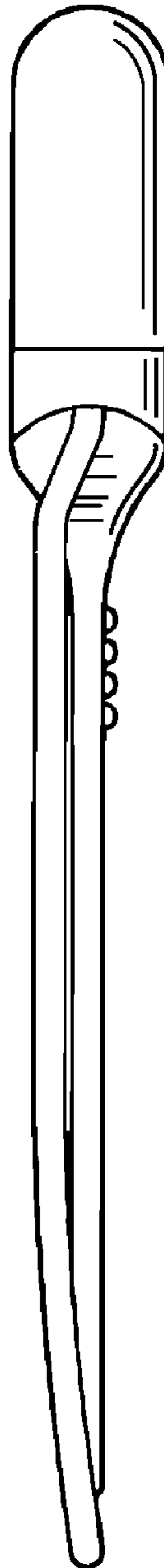


FIGURE 3

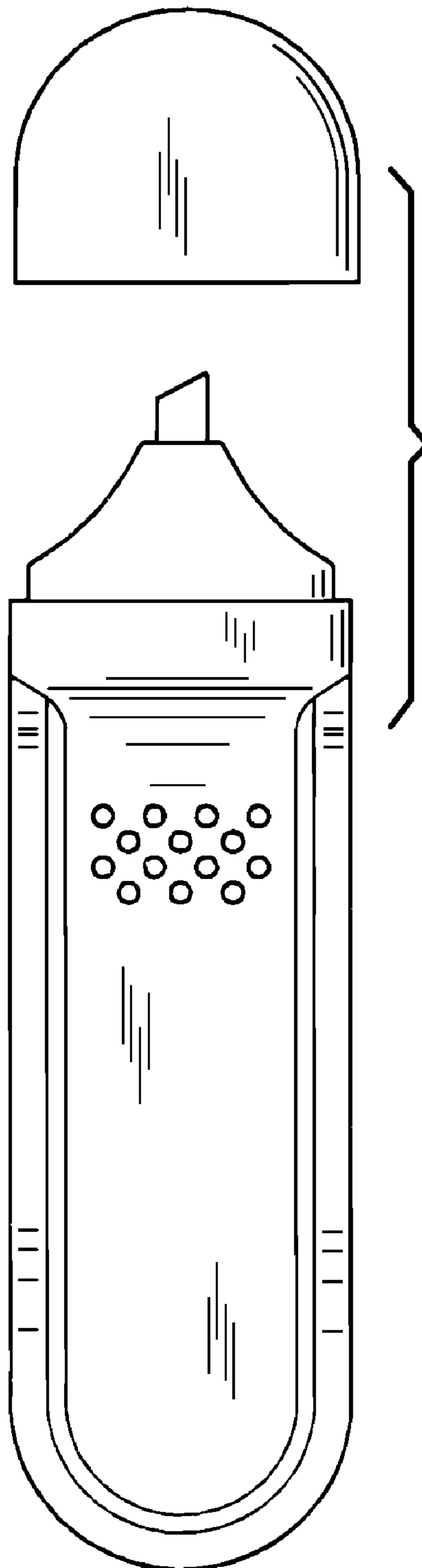


FIGURE 4

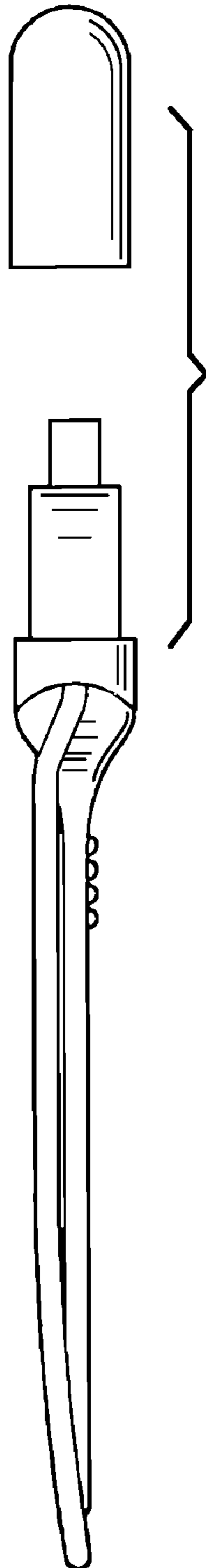


FIGURE 5



FIGURE 6

