



US00D609232S

(12) **United States Design Patent**
Wang et al.

(10) **Patent No.:** **US D609,232 S**
(45) **Date of Patent:** **** Feb. 2, 2010**

(54) **INDUSTRIAL COMPUTER HOUSING**

(75) Inventors: **Jun Wang**, Shenzhen (CN);
Chien-Ming Chih, Taipei Hsien (TW)

(73) Assignee: **Hon Hai Precision Industry Co., Ltd.**,
Tu-Cheng, Taipei Hsien (TW)

(**) Term: **14 Years**

(21) Appl. No.: **29/337,344**

(22) Filed: **May 20, 2009**

(30) **Foreign Application Priority Data**

Dec. 22, 2008 (CN) 2008 3 0303391

(51) **LOC (9) Cl.** **14-02**

(52) **U.S. Cl.** **D14/308**; D14/349

(58) **Field of Classification Search** D14/308,
D14/313, 349-361, 388, 300; D13/162,
D13/184, 199; 312/223.1-223.3; 360/99.01-99.12;
361/680-686, 690-696, 816, 679.6; 369/34.01,
369/36.01; 358/496

See application file for complete search history.

(56) **References Cited**

U.S. PATENT DOCUMENTS

6,278,606 B1 * 8/2001 Schmitt et al. 361/679.35

6,297,952 B1 * 10/2001 Liu et al. 361/679.31
6,549,398 B2 * 4/2003 Chen 361/679.58
D512,999 S * 12/2005 Kumano D14/349
D533,870 S * 12/2006 Kumano D14/349
D549,702 S * 8/2007 Kim et al. D14/349
2003/0026067 A1 * 2/2003 Rubenstein et al. 361/681
2005/0012436 A1 * 1/2005 Lai 312/223.2

* cited by examiner

Primary Examiner—Freda S Nunn

(74) *Attorney, Agent, or Firm*—Clifford O. Chi

(57) **CLAIM**

The ornamental design for an industrial computer housing, as shown and described.

DESCRIPTION

FIG. 1 is a perspective view of an industrial computer housing of my new design;

FIG. 2 is a front elevation view thereof;

FIG. 3 is a rear elevation view thereof;

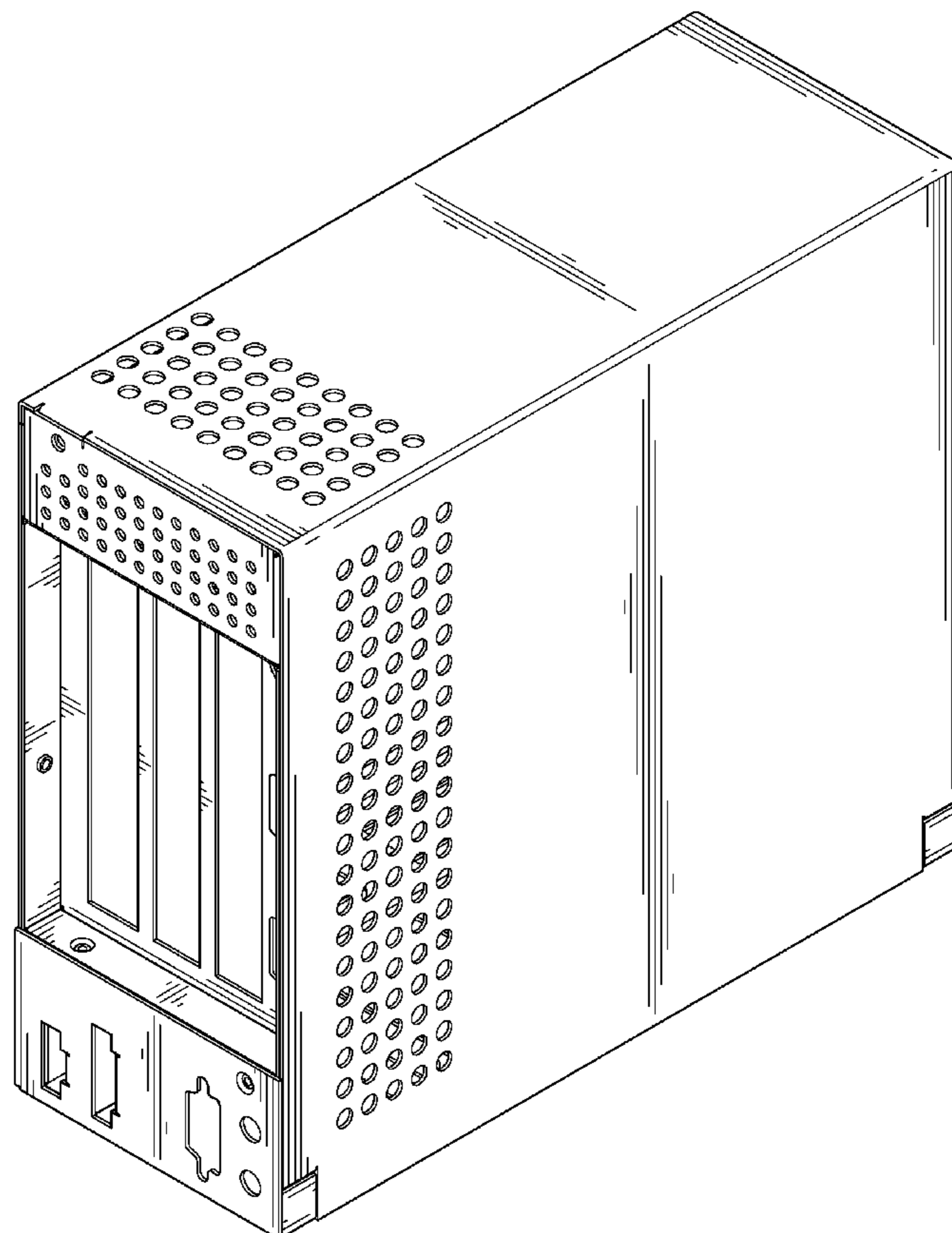
FIG. 4 is a left side elevation view thereof;

FIG. 5 is a right side elevation view thereof;

FIG. 6 is a top plan view thereof; and,

FIG. 7 is a bottom plan view thereof.

1 Claim, 7 Drawing Sheets



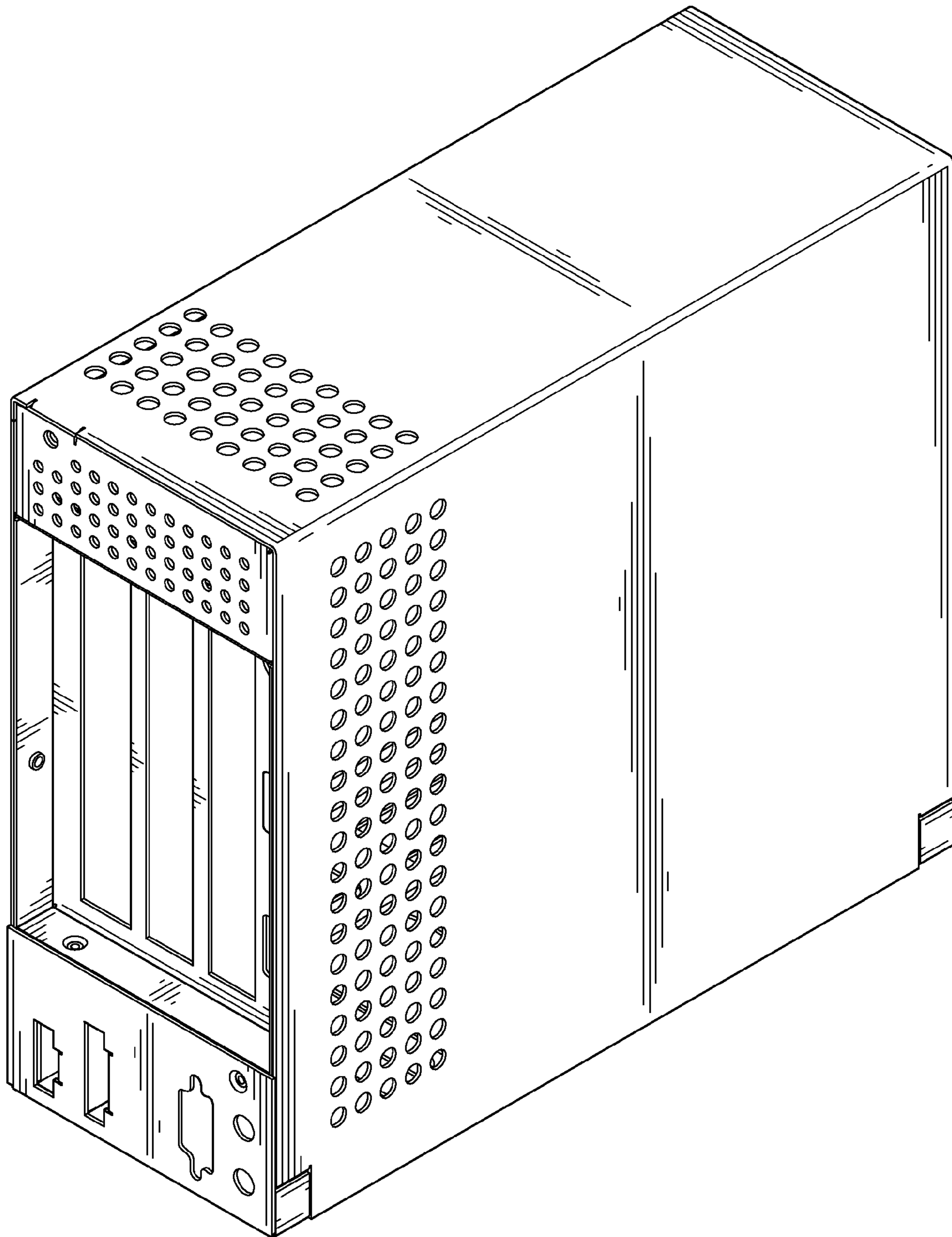


FIG. 1

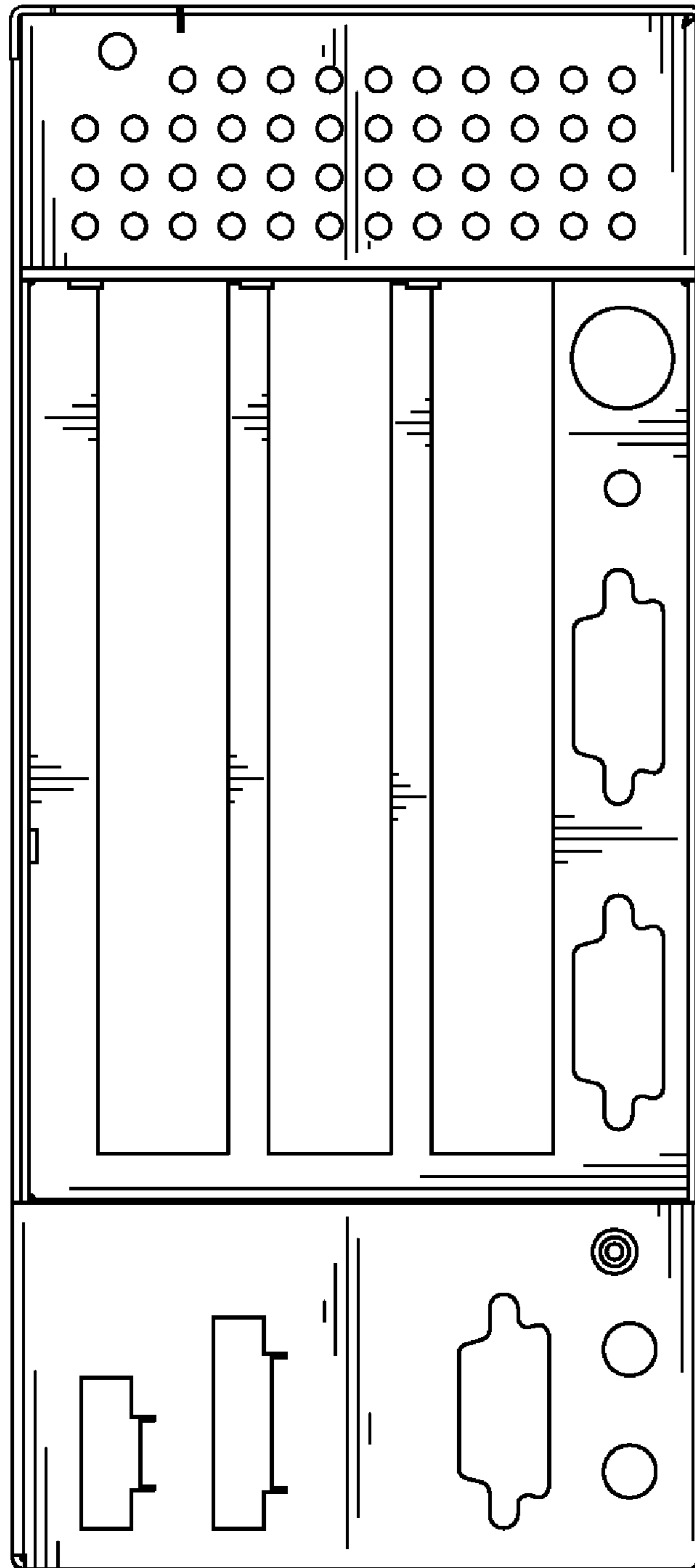


FIG. 2

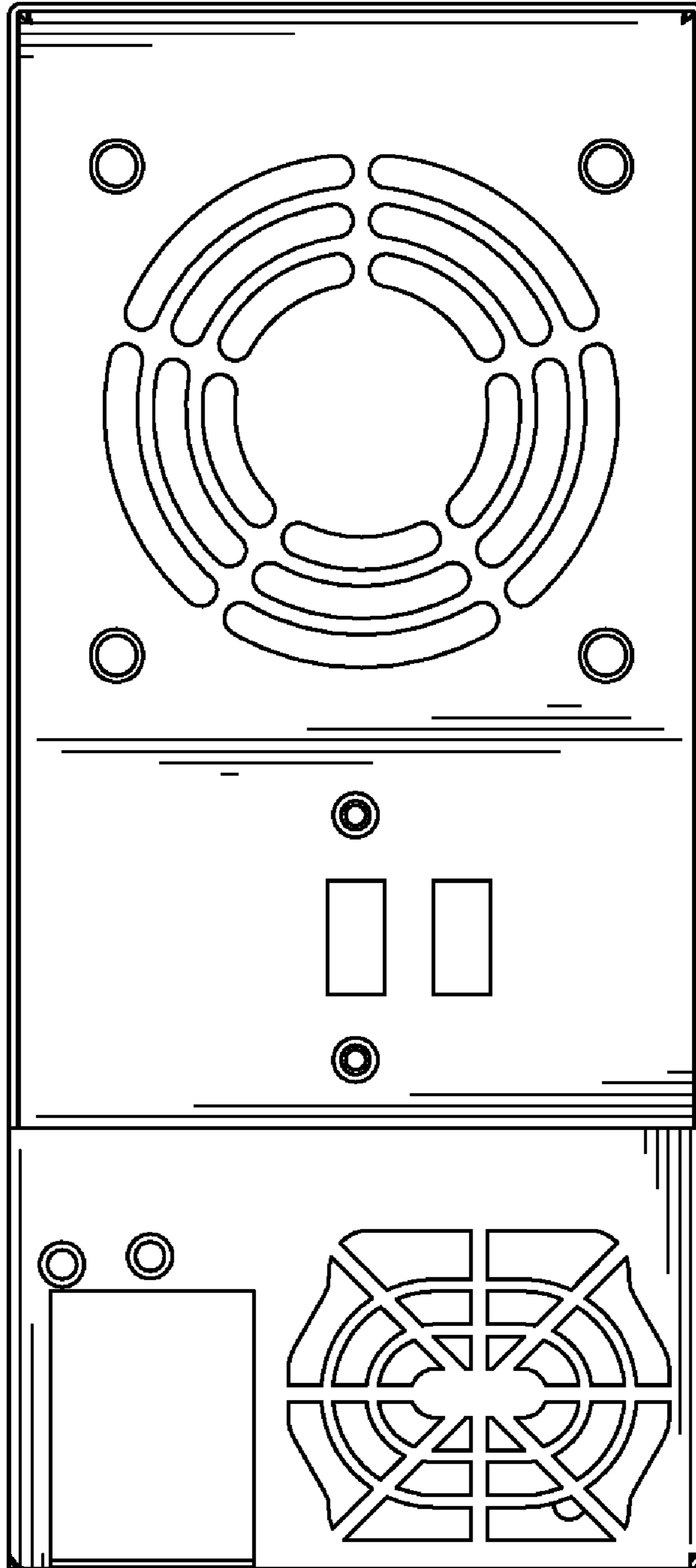


FIG. 3




FIG. 4

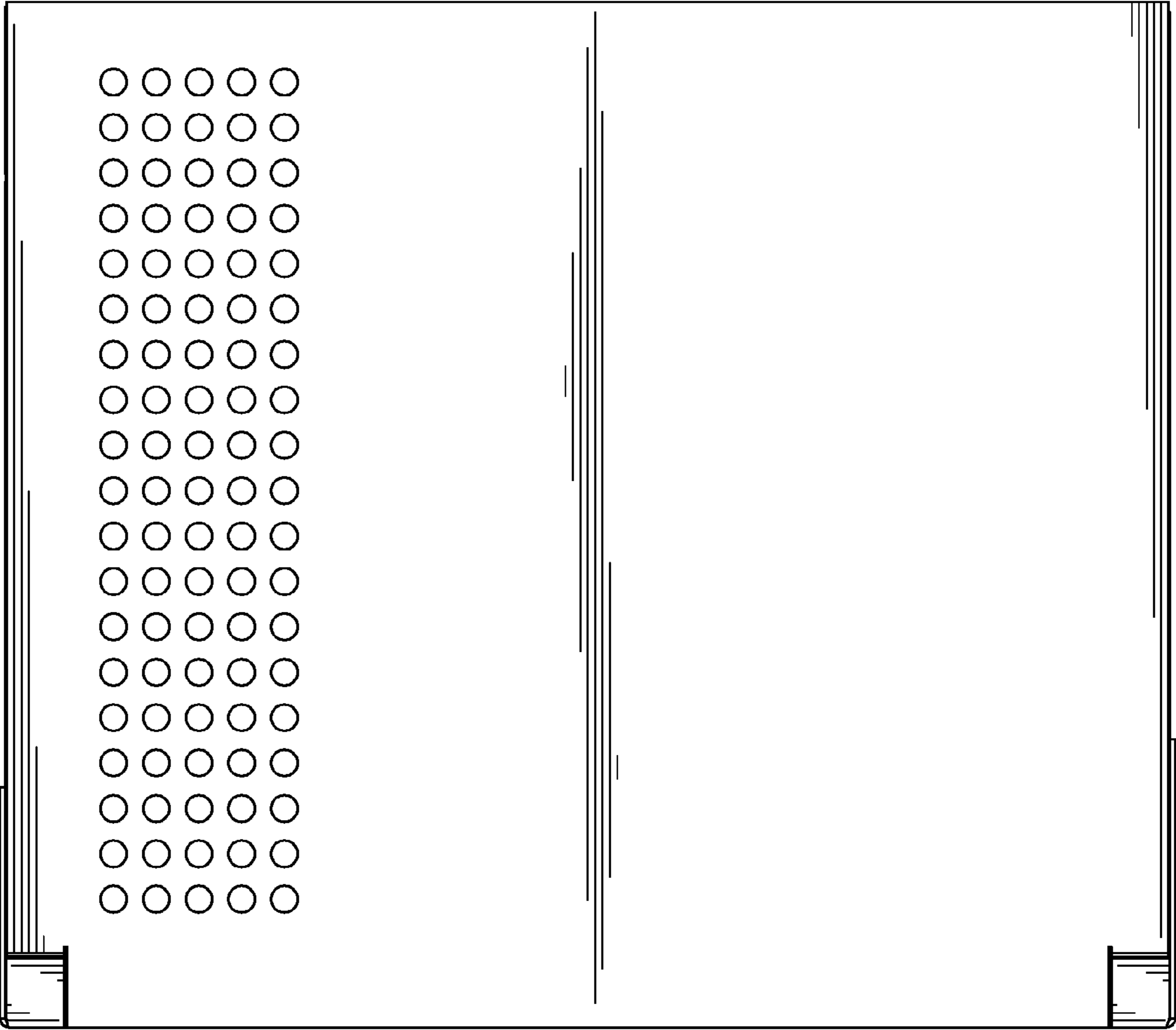


FIG. 5




FIG. 6




FIG. 7