



US00D609226S

(12) **United States Design Patent**  
**Hofer et al.**

(10) **Patent No.:** **US D609,226 S**  
(45) **Date of Patent:** **\*\* Feb. 2, 2010**

(54) **HAND-HELD ELECTRONIC DEVICE BACK HOUSING ASSEMBLY**

(75) Inventors: **Joseph M. Hofer**, Waterloo (CA);  
**Benjamin Boomhour**, Waterloo (CA);  
**Todd Andrew Wood**, Waterloo (CA);  
**Norman Ladouceur**, Waterloo (CA)

(73) Assignee: **Research in Motion Limited**, Waterloo (CA)

(\*\*) Term: **14 Years**

(21) Appl. No.: **29/330,399**

(22) Filed: **Jan. 6, 2009**

(51) **LOC (9) Cl.** ..... **14-02**

(52) **U.S. Cl.** ..... **D14/248**

(58) **Field of Classification Search** ..... D14/138,  
D14/240, 248, 250, 251, 253, 341, 346, 432,  
D14/440; D3/201, 215, 218, 273, 294; 361/679.01,  
361/679.41, 679.56; 455/556.2, 575.1  
See application file for complete search history.

(56) **References Cited**

**U.S. PATENT DOCUMENTS**

D454,868	S	*	3/2002	Vuolteenaho et al.	.....	D14/248
6,626,362	B1	*	9/2003	Steiner et al.	.....	235/462.45
D539,277	S	*	3/2007	Okada et al.	.....	D14/248
7,242,973	B2	*	7/2007	Saitoh et al.	.....	455/575.1
D558,756	S	*	1/2008	Andre et al.	.....	D14/341

D570,839	S	*	6/2008	Hofer et al.	.....	D14/341
D574,819	S	*	8/2008	Andre et al.	.....	D14/250
D575,056	S	*	8/2008	Tan	.....	D3/218
D579,898	S	*	11/2008	Lee et al.	.....	D14/138 G
D580,387	S	*	11/2008	Andre et al.	.....	D14/138 G
D581,151	S	*	11/2008	Aipa	.....	D3/201
D582,149	S	*	12/2008	Tan	.....	D3/218
2007/0270194	A1	*	11/2007	Park	.....	455/575.1
2008/0119244	A1	*	5/2008	Malhotra	.....	455/575.1
2008/0248841	A1	*	10/2008	Foo et al.	.....	455/575.1

\* cited by examiner

*Primary Examiner*—Freda S Nunn

(57) **CLAIM**

We claim the ornamental design for a hand-held electronic device back housing assembly, as shown and described.

**DESCRIPTION**

FIG. 1 is a front perspective view of a hand-held electronic device back housing assembly;

FIG. 2 is a back perspective view thereof;

FIG. 3 is a front view thereof;

FIG. 4 is a back view thereof;

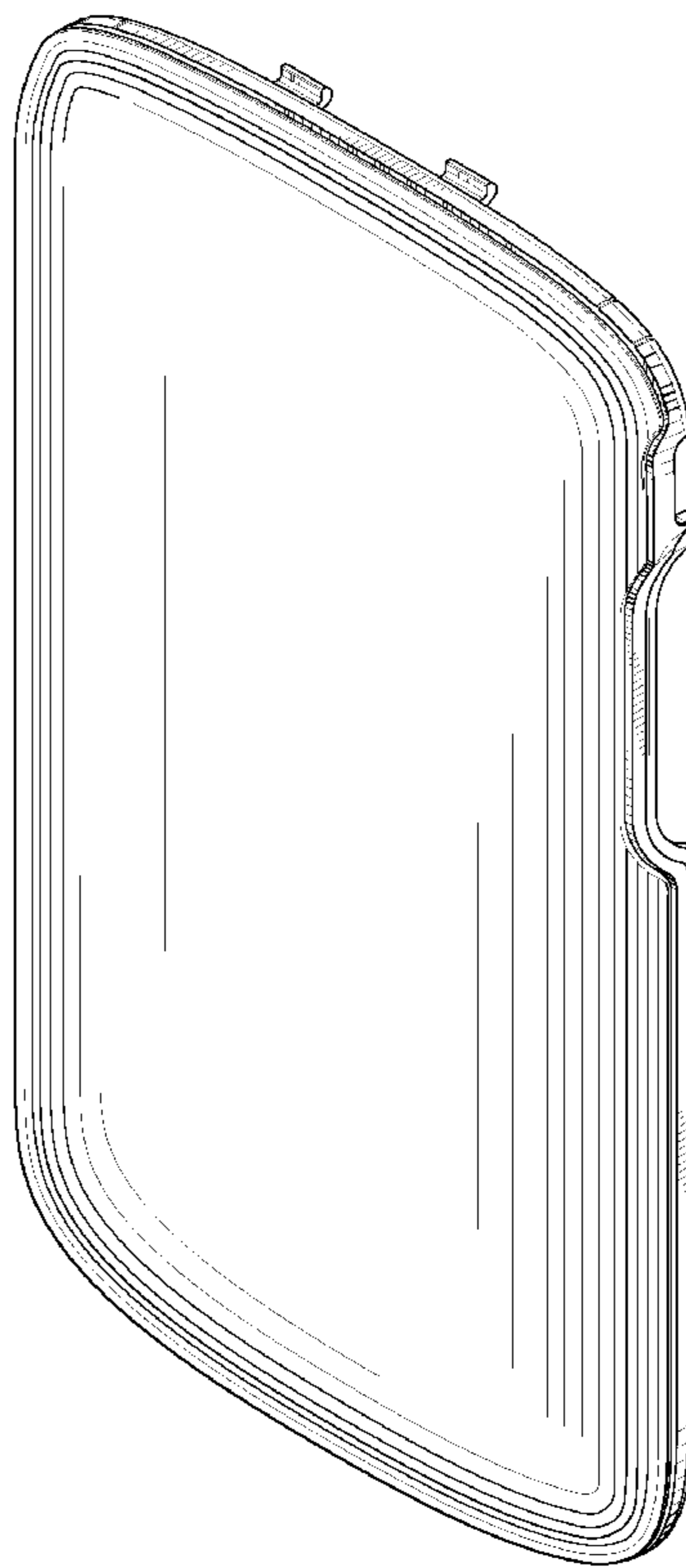
FIG. 5 is a right view thereof;

FIG. 6 is a left view thereof;

FIG. 7 is a top plan view thereof; and,

FIG. 8 is a bottom plan view thereof.

**1 Claim, 6 Drawing Sheets**



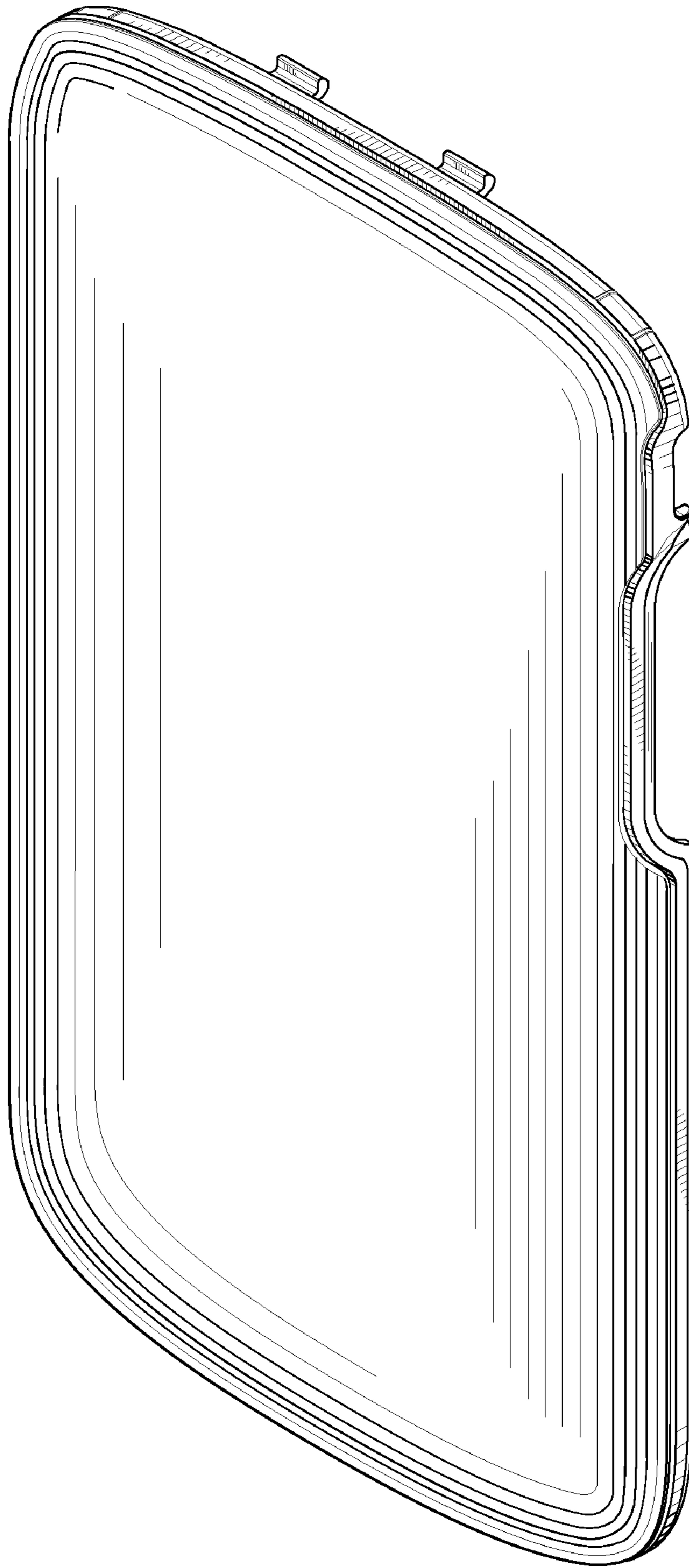


FIG.1

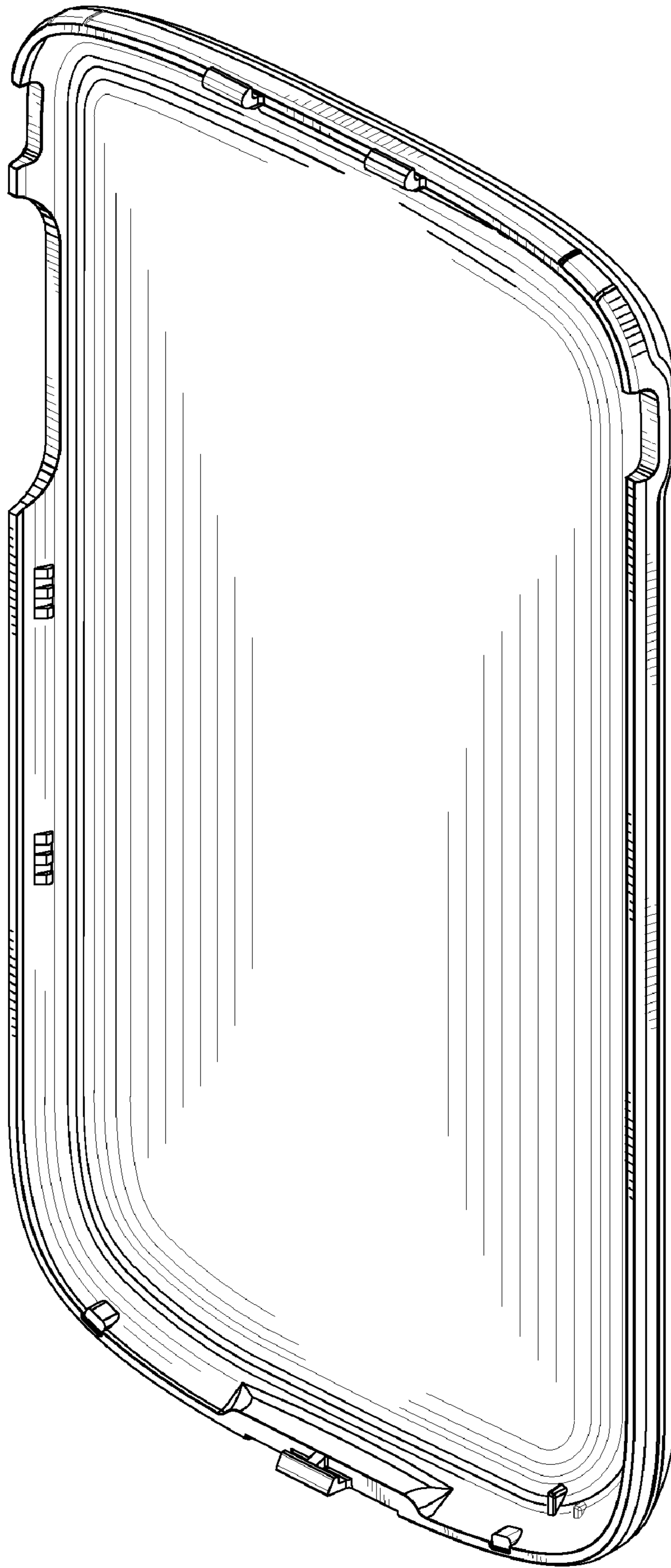


FIG.2




FIG.3




FIG.4

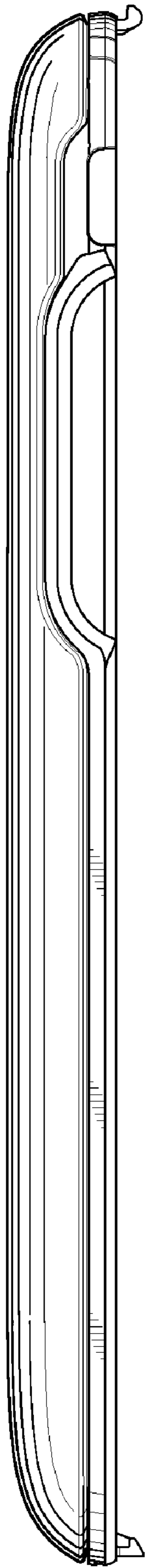


FIG. 5

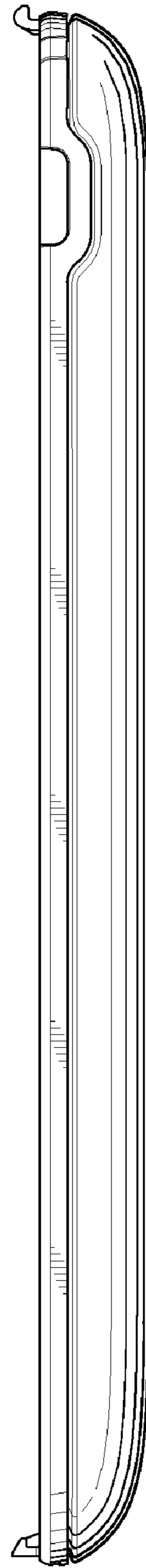


FIG. 6

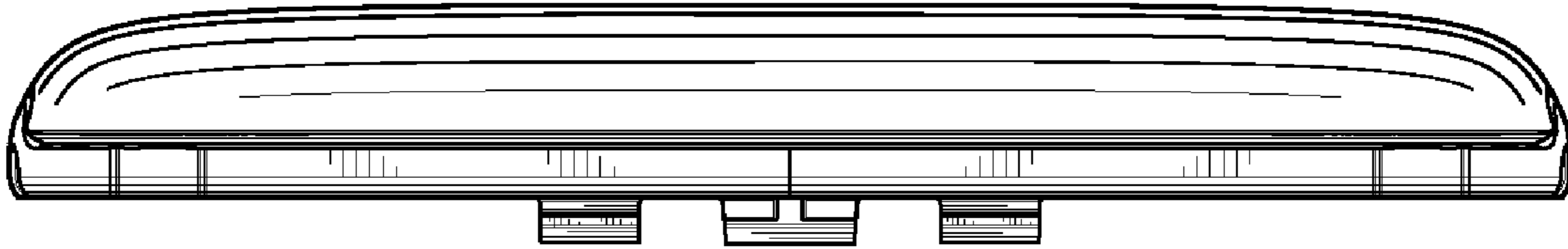


FIG. 7

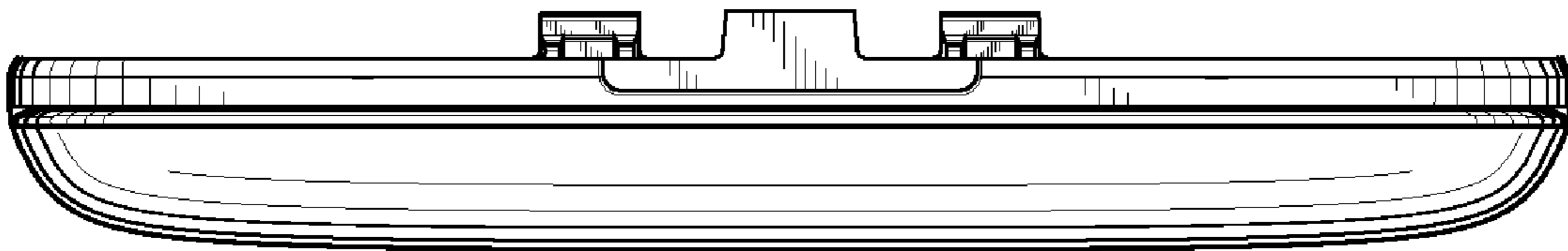


FIG. 8