



US00D609200S

(12) **United States Design Patent**
Kim

(10) **Patent No.:** **US D609,200 S**

(45) **Date of Patent:** **** *Feb. 2, 2010**

(54) **ILLUMINATION TOOL USING THE LIGHT
EMITTING DIODE**

(75) Inventor: **Dong-Soo Kim**, Ansan (KR)

(73) Assignee: **Alti-Electronics Co., Ltd.** (KR)

(*) Notice: This patent is subject to a terminal disclaimer.

(**) Term: **14 Years**

(21) Appl. No.: **29/323,093**

(22) Filed: **Aug. 18, 2008**

(30) **Foreign Application Priority Data**

Feb. 18, 2008 (KR) 30-2008-0006725

(51) **LOC (9) Cl.** **13-03**

(52) **U.S. Cl.** **D13/180**

(58) **Field of Classification Search** D13/180;
D26/2; 257/79, 80, 81, 88, 89, 95, 98, 99,
257/100; 313/483, 498, 500; 362/555, 800
See application file for complete search history.

(56) **References Cited**

U.S. PATENT DOCUMENTS

D234,800	S *	4/1975	Swartz	D26/24
3,950,844	A *	4/1976	Wisbey	438/28
4,011,575	A *	3/1977	Groves	257/91
4,127,792	A *	11/1978	Nakata	313/500
4,331,938	A *	5/1982	Limm et al.	372/50.12

6,422,716	B2 *	7/2002	Henrici et al.	362/235
6,788,541	B1 *	9/2004	Hsiung	361/719
D539,943	S *	4/2007	Egawa et al.	D26/24
D559,803	S *	1/2008	Lee	D13/180
D566,665	S *	4/2008	Liao et al.	D13/180
D580,379	S *	11/2008	Ogata et al.	D13/180
D581,885	S *	12/2008	Ogata et al.	D13/180
2004/0046179	A1 *	3/2004	Baur et al.	257/98
2004/0164312	A1 *	8/2004	Biwa et al.	257/99
2009/0101897	A1 *	4/2009	Murphy et al.	257/48

* cited by examiner

Primary Examiner—Selina Sikder

(74) *Attorney, Agent, or Firm*—The Farrell Law Firm, LLP

(57) **CLAIM**

The ornamental design for an illumination tool using the light emitting diode, as shown and described.

DESCRIPTION

FIG. 1 is a perspective view of an illumination tool using the light emitting diode showing our new design;

FIG. 2 is a front elevational view thereof;

FIG. 3 is a rear elevational view thereof;

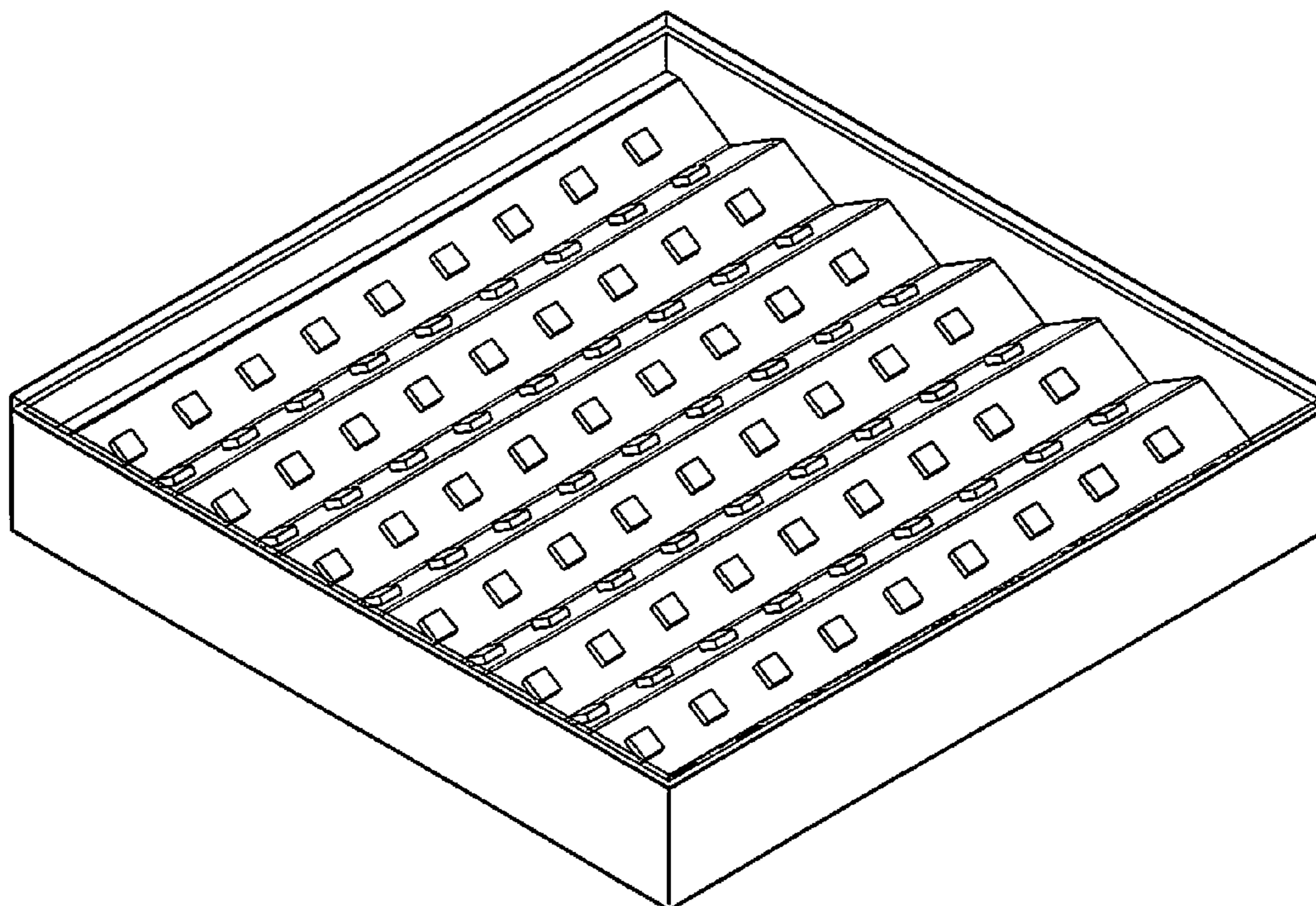
FIG. 4 is a left side elevational view thereof;

FIG. 5 is a right side elevational view thereof;

FIG. 6 is a top plan view thereof; and,

FIG. 7 is a bottom plan view thereof.

1 Claim, 7 Drawing Sheets



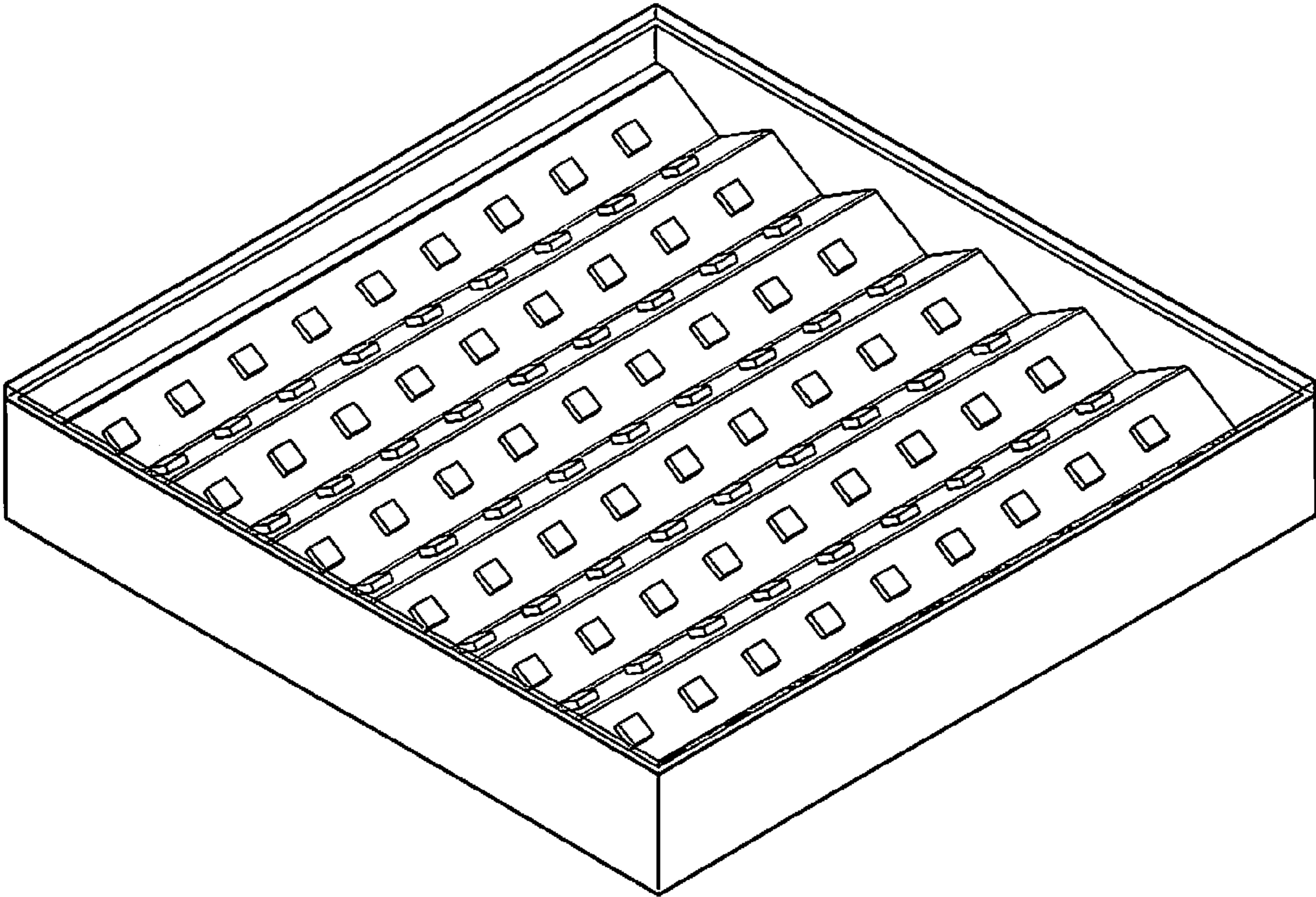


FIG. 1




FIG. 2




FIG. 3




FIG. 4




FIG. 5



FIG. 6




FIG. 7