



US00D609199S

(12) **United States Design Patent**
Chen et al.

(10) **Patent No.:** **US D609,199 S**
(45) **Date of Patent:** **** Feb. 2, 2010**

(54) **HEAT SINK FOR READ ONLY MEMORY DEVICE**

D266,080 S * 9/1982 Asanuma D13/179
D266,082 S * 9/1982 Asanuma D13/179
D384,040 S * 9/1997 Frerichs et al. D13/179
5,986,888 A * 11/1999 Amaro et al. 361/704

(75) Inventors: **Wei-Hau Chen**, Taishan Shiang (TW);
Shih-Hsi Yen, Taishan Shiang (TW)

* cited by examiner

(73) Assignee: **Comptake Technology Inc.**, Taipei (TW)

Primary Examiner—Selina Sikder
(74) *Attorney, Agent, or Firm*—Chun-Ming Shih

(**) Term: **14 Years**

(57) **CLAIM**

(21) Appl. No.: **29/338,646**

The ornamental design for a heat sink for read only memory device, as shown and described.

(22) Filed: **Jun. 16, 2009**

DESCRIPTION

(51) **LOC (9) Cl.** **13-03**

FIG. 1 is a perspective view of a heat sink for read only memory device showing my new design;

(52) **U.S. Cl.** **D13/179**

FIG. 2 is a front view thereof;

(58) **Field of Classification Search** D13/179;
165/80.3, 104.33, 151, 122, 185; 257/706,
257/707, 718–722; 361/687, 695, 697, 700,
361/702, 704, 709, 710, 711, 719

FIG. 3 is a rear view thereof;

FIG. 4 is a left side view thereof;

See application file for complete search history.

FIG. 5 is a right side view thereof;

FIG. 6 is a top view thereof; and,

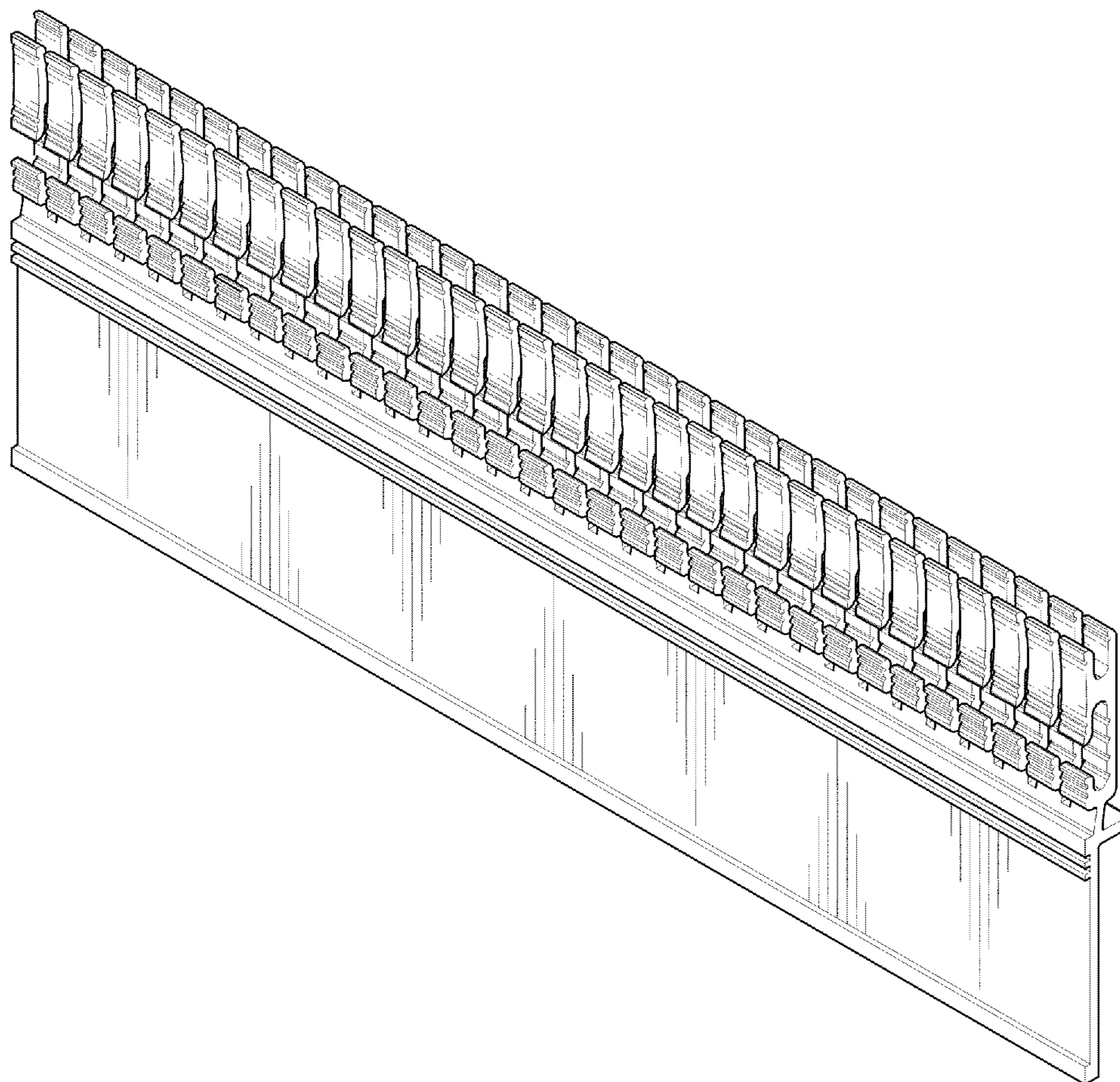
FIG. 7 is a bottom view thereof.

(56) **References Cited**

U.S. PATENT DOCUMENTS

D266,074 S * 9/1982 Asanuma D13/179

1 Claim, 5 Drawing Sheets



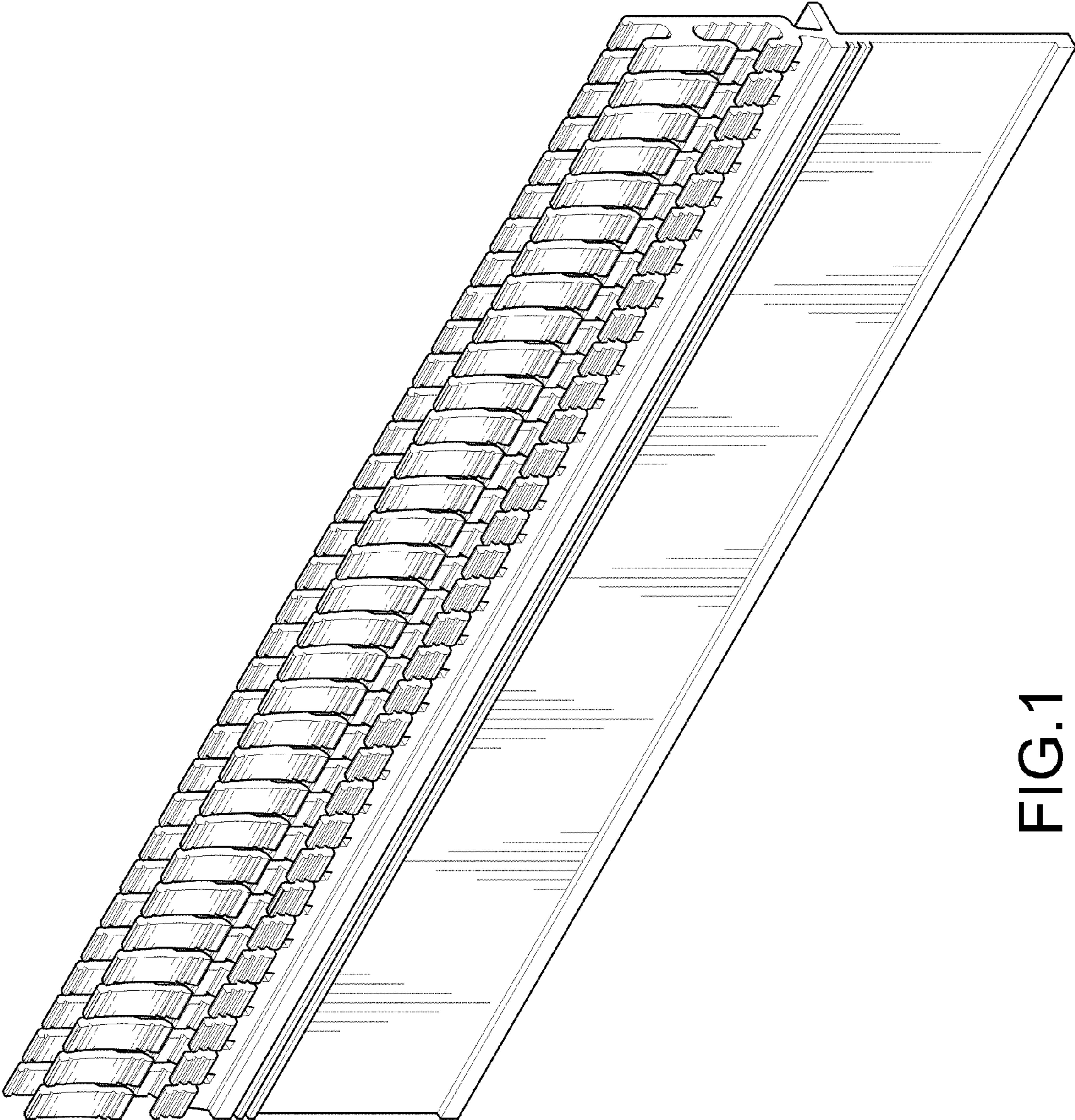


FIG.1

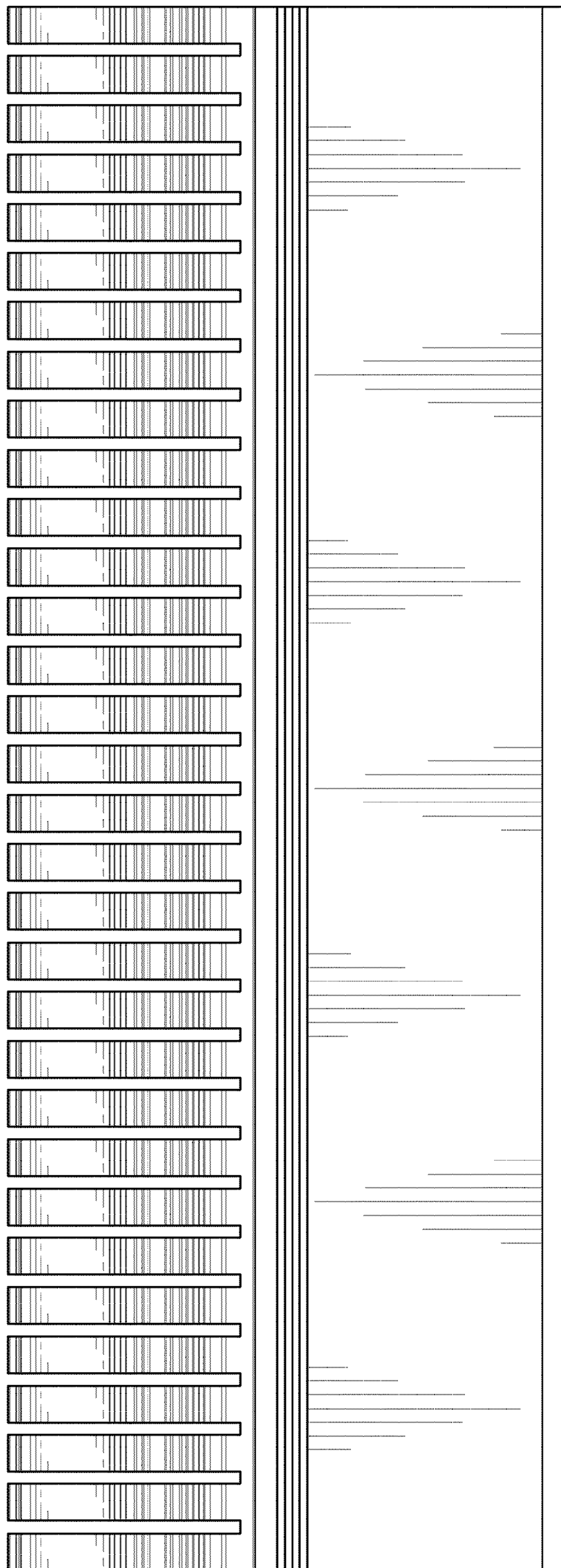


FIG.2

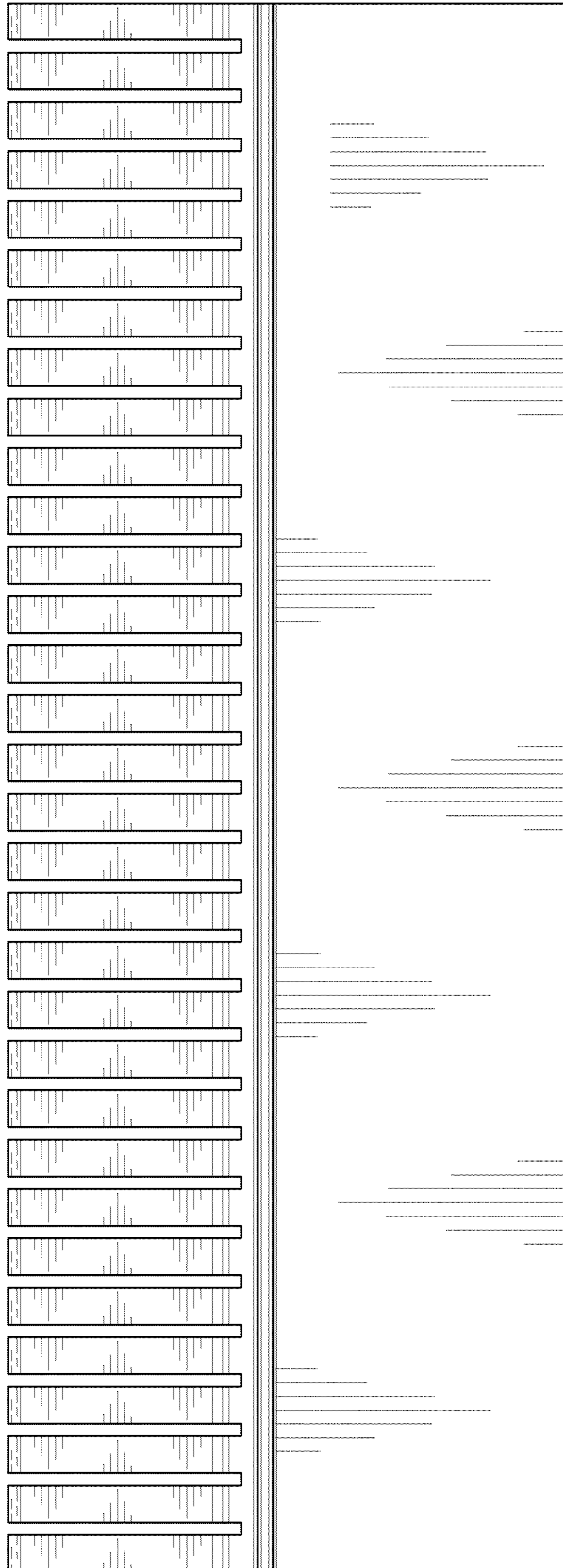


FIG. 3

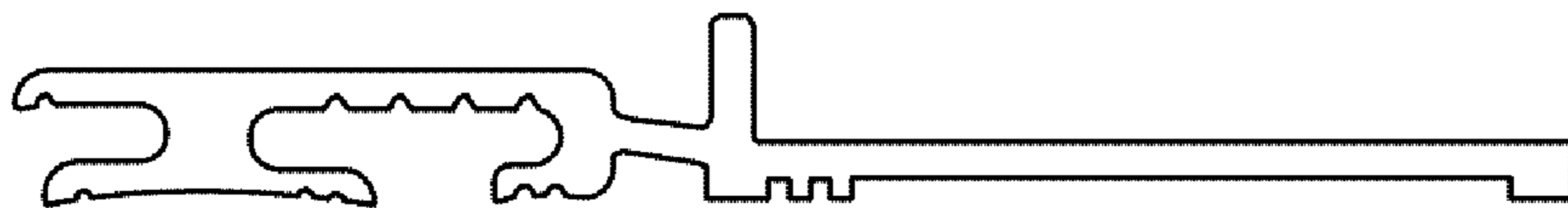


FIG.5

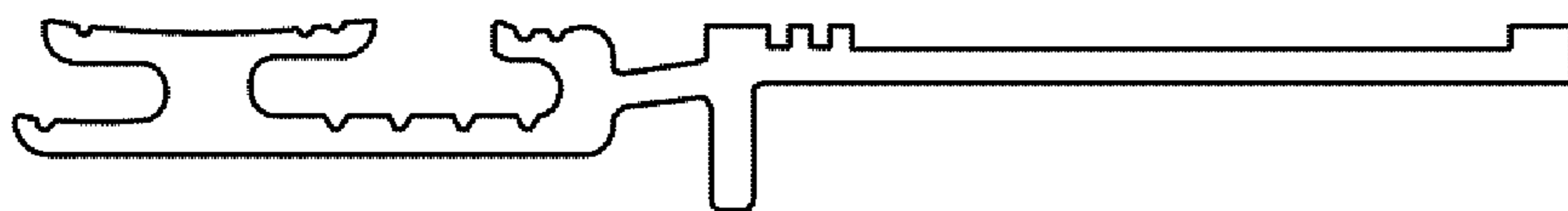


FIG.4

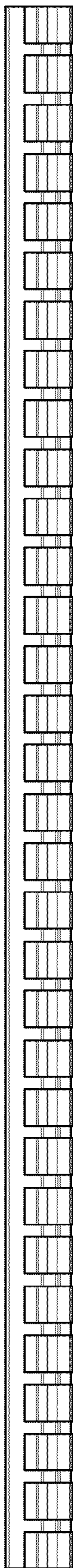


FIG. 6




FIG. 7