



US00D609171S

(12) **United States Design Patent**
Yonetsu

(10) **Patent No.:** **US D609,171 S**
(45) **Date of Patent:** **** Feb. 2, 2010**

- (54) **TIRE**
- (75) Inventor: **Isao Yonetsu**, Osaka (JP)
- (73) Assignee: **Toyo Tire & Rubber Co., Ltd.**, Osaka (JP)
- (**) Term: **14 Years**
- (21) Appl. No.: **29/342,329**
- (22) Filed: **Aug. 21, 2009**
- (30) **Foreign Application Priority Data**
Jun. 25, 2009 (JP) 2009-014383

- (51) **LOC (9) Cl.** **12-15**
- (52) **U.S. Cl.** **D12/590**
- (58) **Field of Classification Search** D12/568,
D12/582-603, 551-555, 900-901; 152/209.1,
152/209.8-209.19, 209.25-209.28
See application file for complete search history.

(56) **References Cited**

U.S. PATENT DOCUMENTS

D418,454 S *	1/2000	Himuro et al.	D12/590
D445,069 S *	7/2001	Guspodin et al.	D12/590
D462,315 S *	9/2002	Van Fossen et al.	D12/590
D472,517 S *	4/2003	Hutz et al.	D12/590
D473,514 S *	4/2003	Hitzky et al.	D12/590
D498,457 S *	11/2004	Fukunaga	D12/590
D500,011 S *	12/2004	Fukunaga	D12/590
D512,683 S *	12/2005	Dumigan et al.	D12/589
D560,600 S *	1/2008	Dixon et al.	D12/588
D584,680 S *	1/2009	Hutz	D12/586
D585,362 S *	1/2009	Honda	D12/587
D600,634 S *	9/2009	Takatsuki	D12/586

FOREIGN PATENT DOCUMENTS

JP 1309149 8/2007

OTHER PUBLICATIONS

English translation of JP 1309149, Registration Date Aug. 3, 2007, Toyo Tire & Rubber Co., Ltd., 4 pages.
 English translation of JP 1309423, Registration Date Aug. 3, 2007, Toyo Tire & Rubber Co., Ltd., 4 pages.
 English translation of JP 1309424, Registration Date Aug. 3, 2007, Toyo Tire & Rubber Co., Ltd., 4 pages.

* cited by examiner

Primary Examiner—Stacia Cadmus

(74) *Attorney, Agent, or Firm*—Sterne Kessler Goldstein & Fox PLLC

(57) **CLAIM**

The ornamental design for a tire, as shown and described.

DESCRIPTION

FIG. 1 is a perspective view of a tire showing my new design; FIG. 2 is a front view thereof, for which the rear view is the same;

FIG. 3 is a top plan view thereof, for which the bottom plan view is the same;

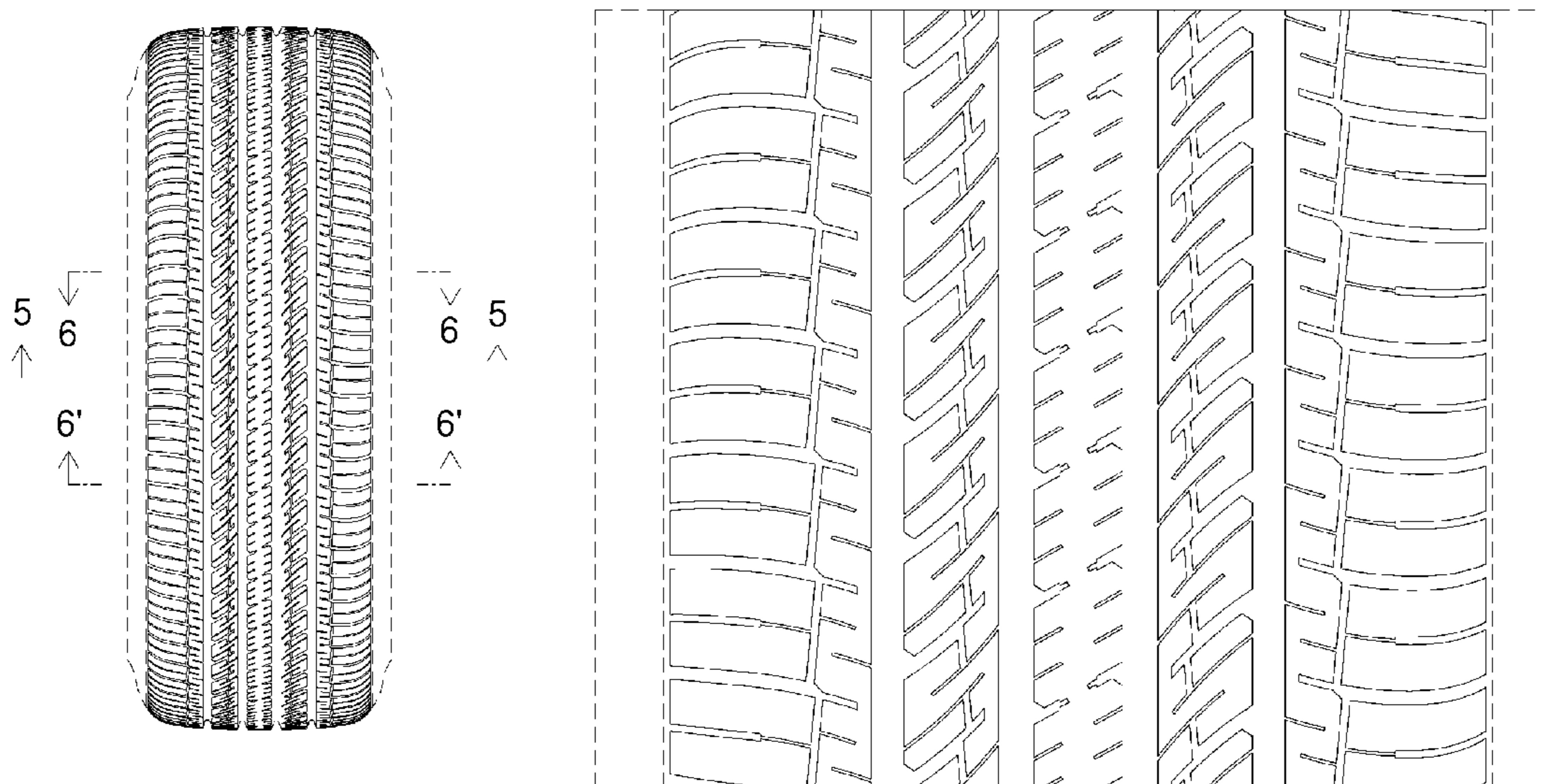
FIG. 4 is a right side view thereof, for which the left side view is the same;

FIG. 5 is a cross-sectional view taken along line 5—5 in FIG. 2 and line 5'—5' in FIG. 4; and,

FIG. 6 is an enlarged sectional view taken along lines 6—6 and 6'—6' in FIG. 2.

The broken lines in the Figures depict environmental subject matter and form no part of the claimed design.

1 Claim, 6 Drawing Sheets



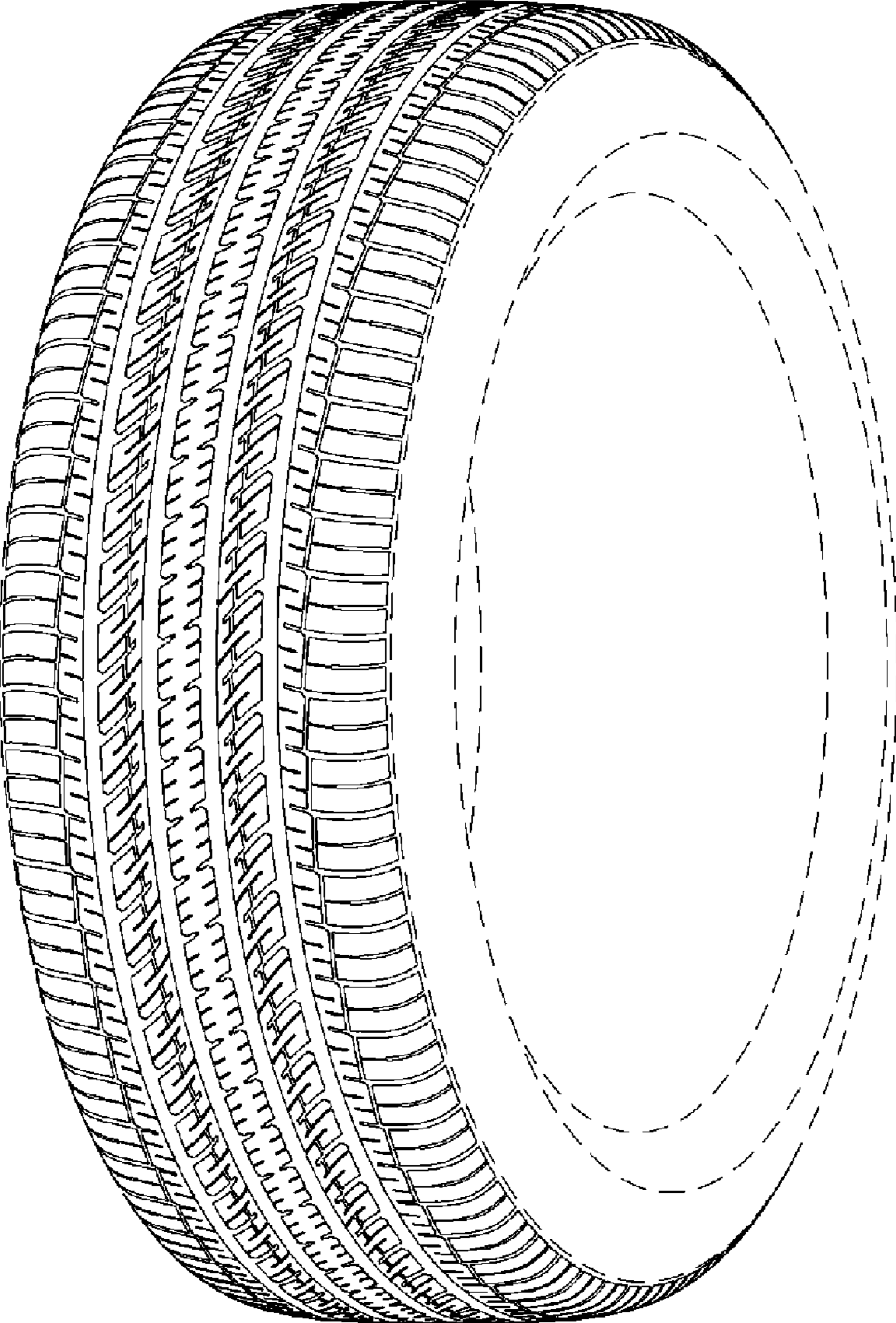


FIGURE 1

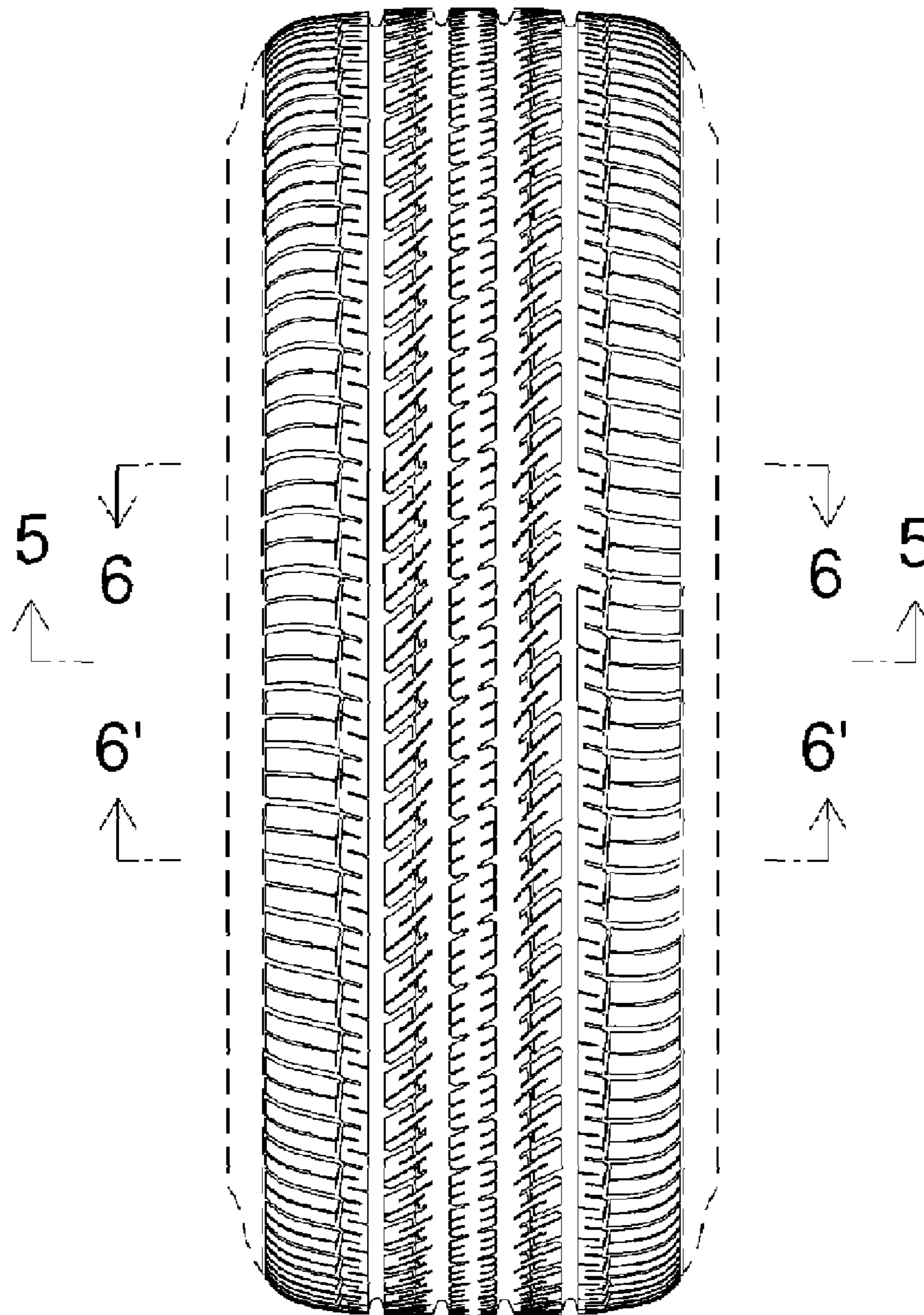


FIGURE 2

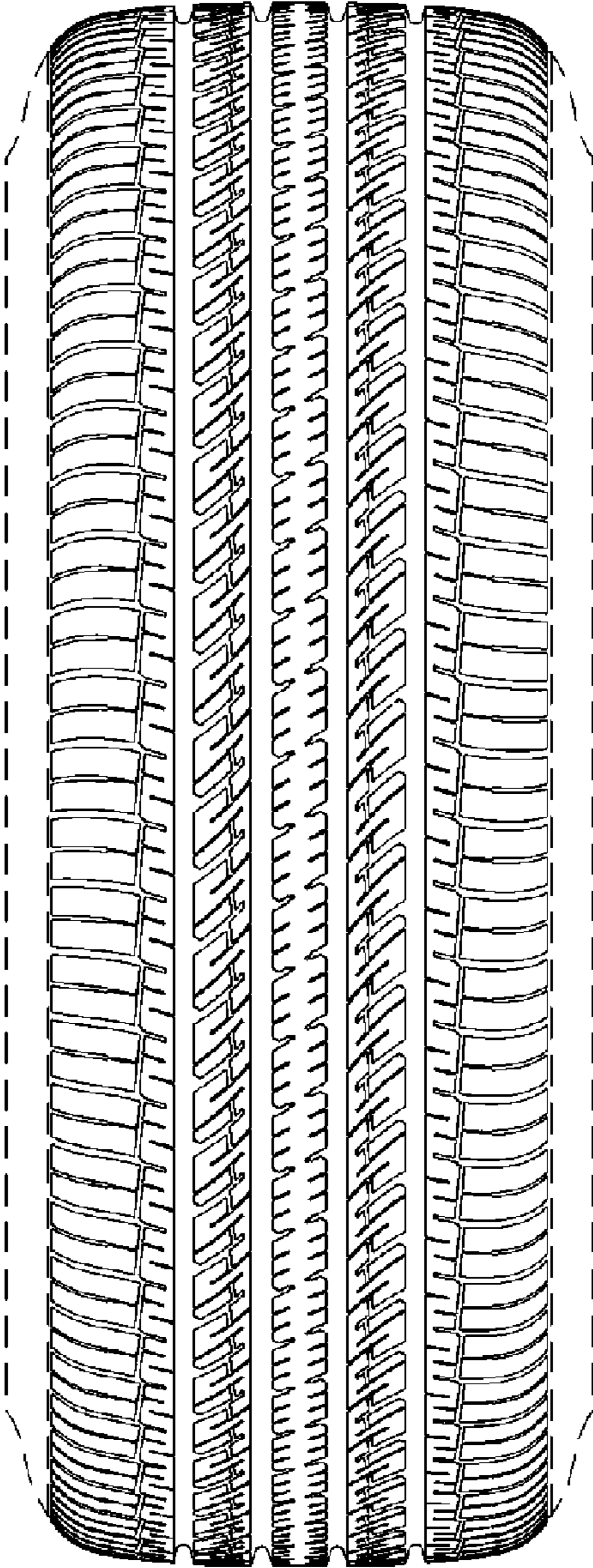


FIGURE 3

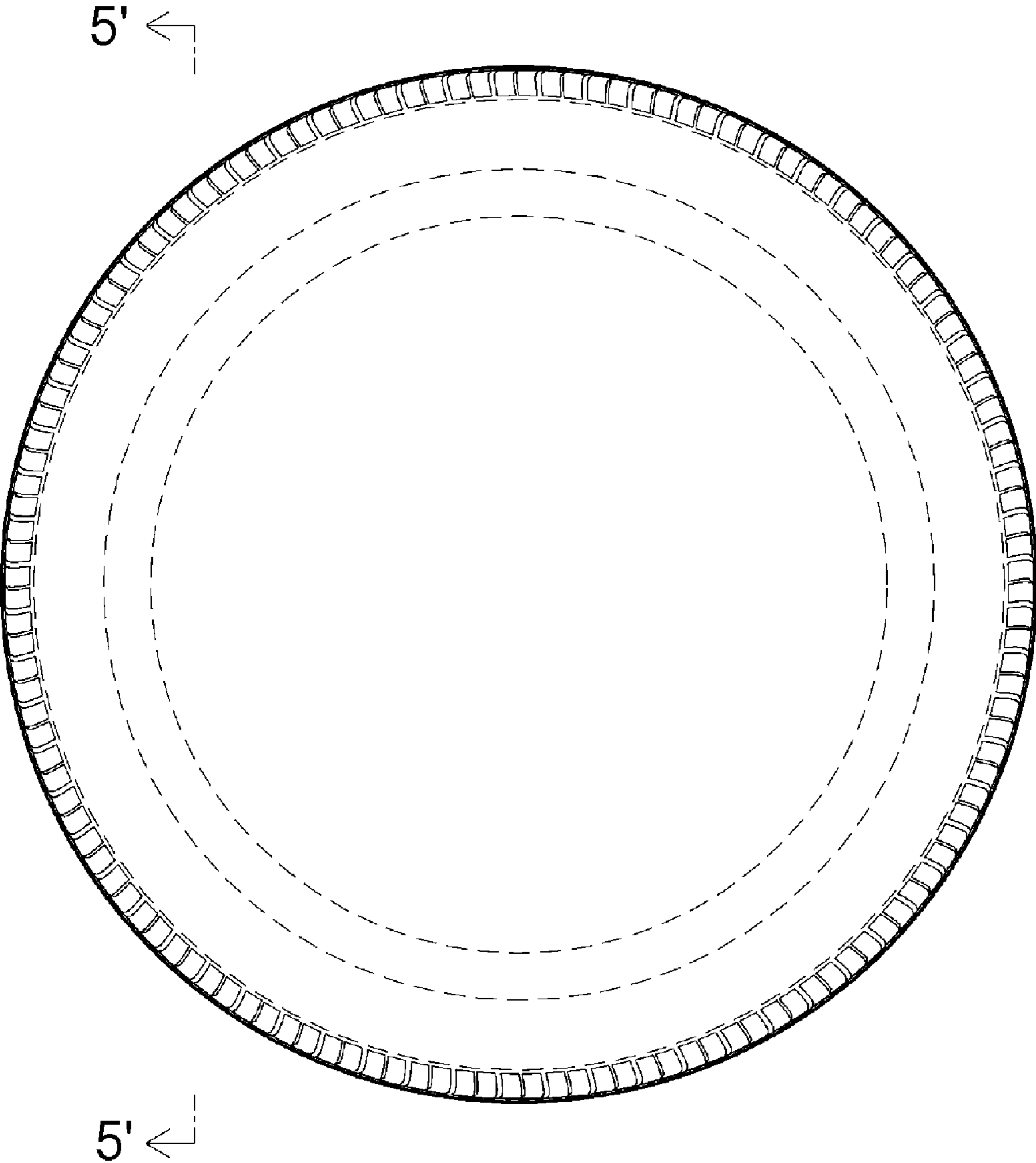


FIGURE 4

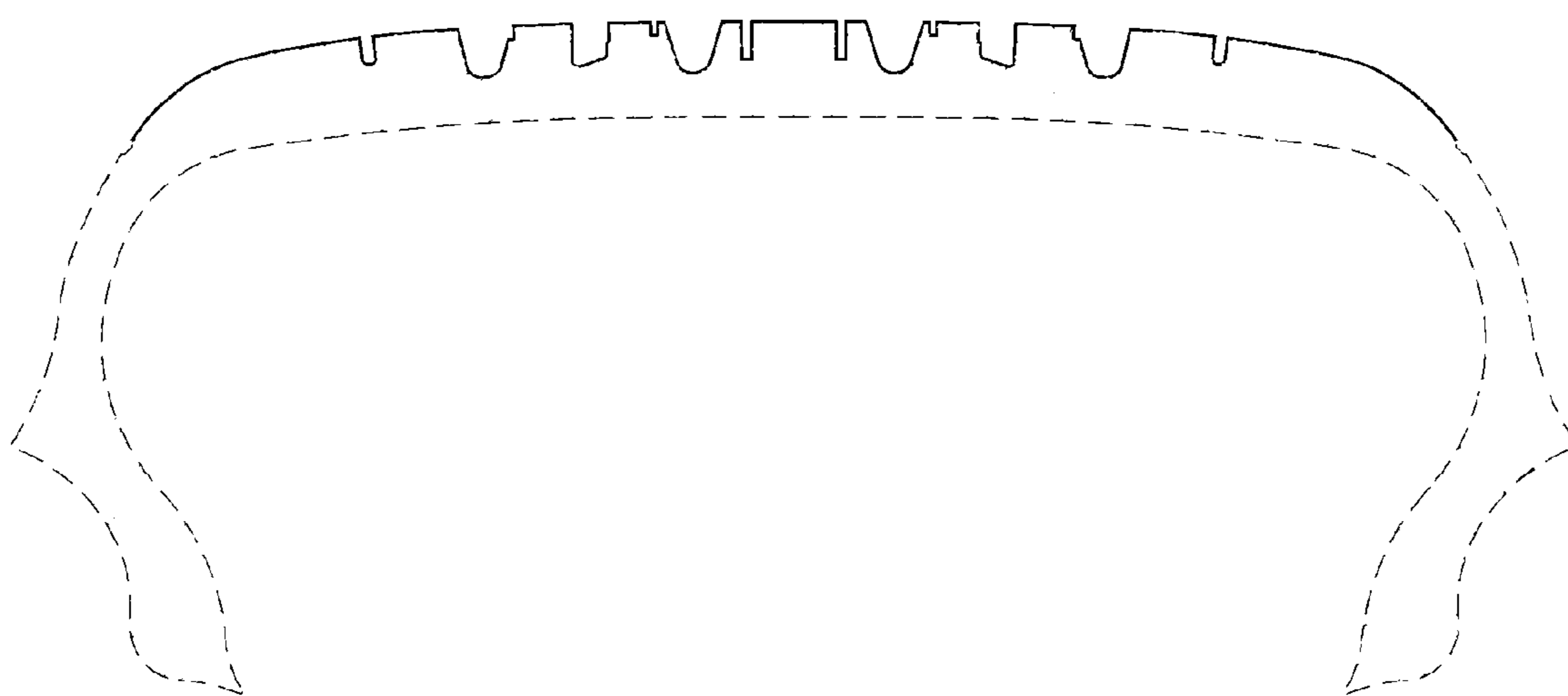


FIG. 5

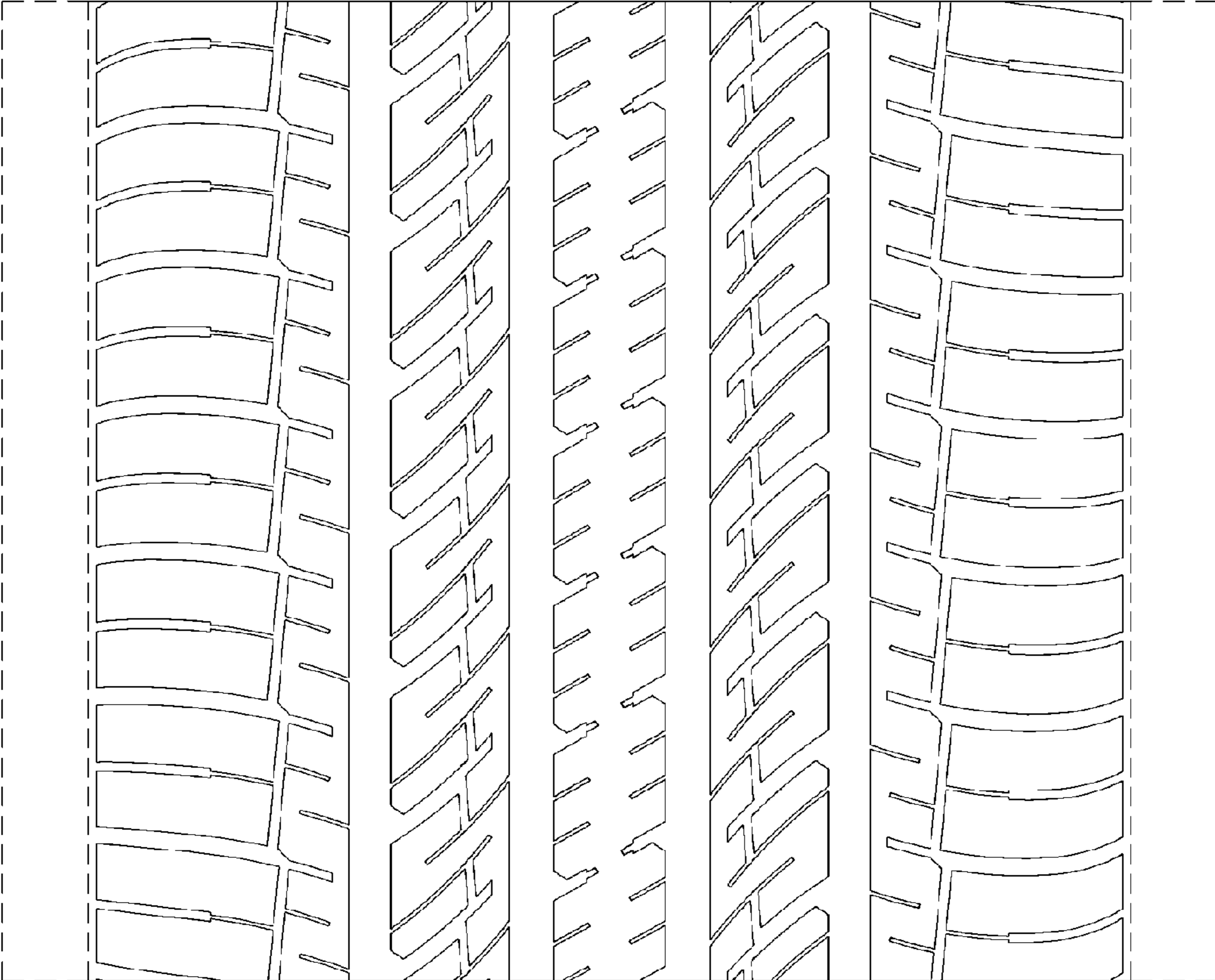


FIGURE 6

UNITED STATES PATENT AND TRADEMARK OFFICE
CERTIFICATE OF CORRECTION

PATENT NO. : Des. 609,171 S
APPLICATION NO. : 29/342329
DATED : February 2, 2010
INVENTOR(S) : Yonetsu

Page 1 of 3

It is certified that error appears in the above-identified patent and that said Letters Patent is hereby corrected as shown below:

Delete Title page, illustrating a figure(s), and substitute therefor, a new Title page illustrating a figure(s). (attached)

Delete drawing sheet 2, and substitute therefor drawing sheet 2. (attached)

Signed and Sealed this

Twenty-seventh Day of July, 2010

A handwritten signature in black ink that reads "David J. Kappos". The signature is written in a cursive, flowing style.

David J. Kappos
Director of the United States Patent and Trademark Office

(12) **United States Design Patent**
Yonetsu

(10) **Patent No.:** **US D609,171 S**
(45) **Date of Patent:** **** Feb. 2, 2010**

(54) **TIRE** JP 1309423 8/2007
 JP 1309424 8/2007

(75) **Inventor:** **Isao Yonetsu, Osaka (JP)**

(73) **Assignee:** **Toyo Tire & Rubber Co., Ltd., Osaka (JP)**

(**) **Term:** **14 Years**

(21) **Appl. No.:** **29/342,329**

(22) **Filed:** **Aug. 21, 2009**

(30) **Foreign Application Priority Data**
 Jun. 25, 2009 (JP) 2009-014383

(51) **LOC (9) Cl.** **12-15**

(52) **U.S. Cl.** **D12/590**

(58) **Field of Classification Search** D12/568,
 D12/582-603, 551-555, 900-901; 152/209.1,
 152/209.8-209.19, 209.25-209.28

See application file for complete search history.

(56) **References Cited**

U.S. PATENT DOCUMENTS

D418,454 S *	1/2000	Himuro et al.	D12/590
D445,069 S *	7/2001	Guspodin et al.	D12/590
D462,315 S *	9/2002	Van Fossen et al.	D12/590
D472,517 S *	4/2003	Hutz et al.	D12/590
D473,514 S *	4/2003	Hitzky et al.	D12/590
D498,457 S *	11/2004	Fukunaga	D12/590
D500,011 S *	12/2004	Fukunaga	D12/590
D512,683 S *	12/2005	Dumigan et al.	D12/589
D560,600 S *	1/2008	Dixon et al.	D12/588
D584,680 S *	1/2009	Hutz	D12/586
D585,362 S *	1/2009	Honda	D12/587
D600,634 S *	9/2009	Takatsuki	D12/586

FOREIGN PATENT DOCUMENTS

JP 1309149 8/2007

OTHER PUBLICATIONS

English translation of JP 1309149, Registration Date Aug. 3, 2007, Toyo Tire & Rubber Co., Ltd., 4 pages.

English translation of JP 1309423, Registration Date Aug. 3, 2007, Toyo Tire & Rubber Co., Ltd., 4 pages.

English translation of JP 1309424, Registration Date Aug. 3, 2007, Toyo Tire & Rubber Co., Ltd., 4 pages.

* cited by examiner

Primary Examiner—Stacia Cadmus

(74) *Attorney, Agent, or Firm*—Sterne Kessler Goldstein & Fox PLLC

(57) **CLAIM**

The ornamental design for a tire, as shown and described.

DESCRIPTION

FIG. 1 is a perspective view of a tire showing my new design; FIG. 2 is a front view thereof, for which the rear view is the same;

FIG. 3 is a top plan view thereof, for which the bottom plan view is the same;

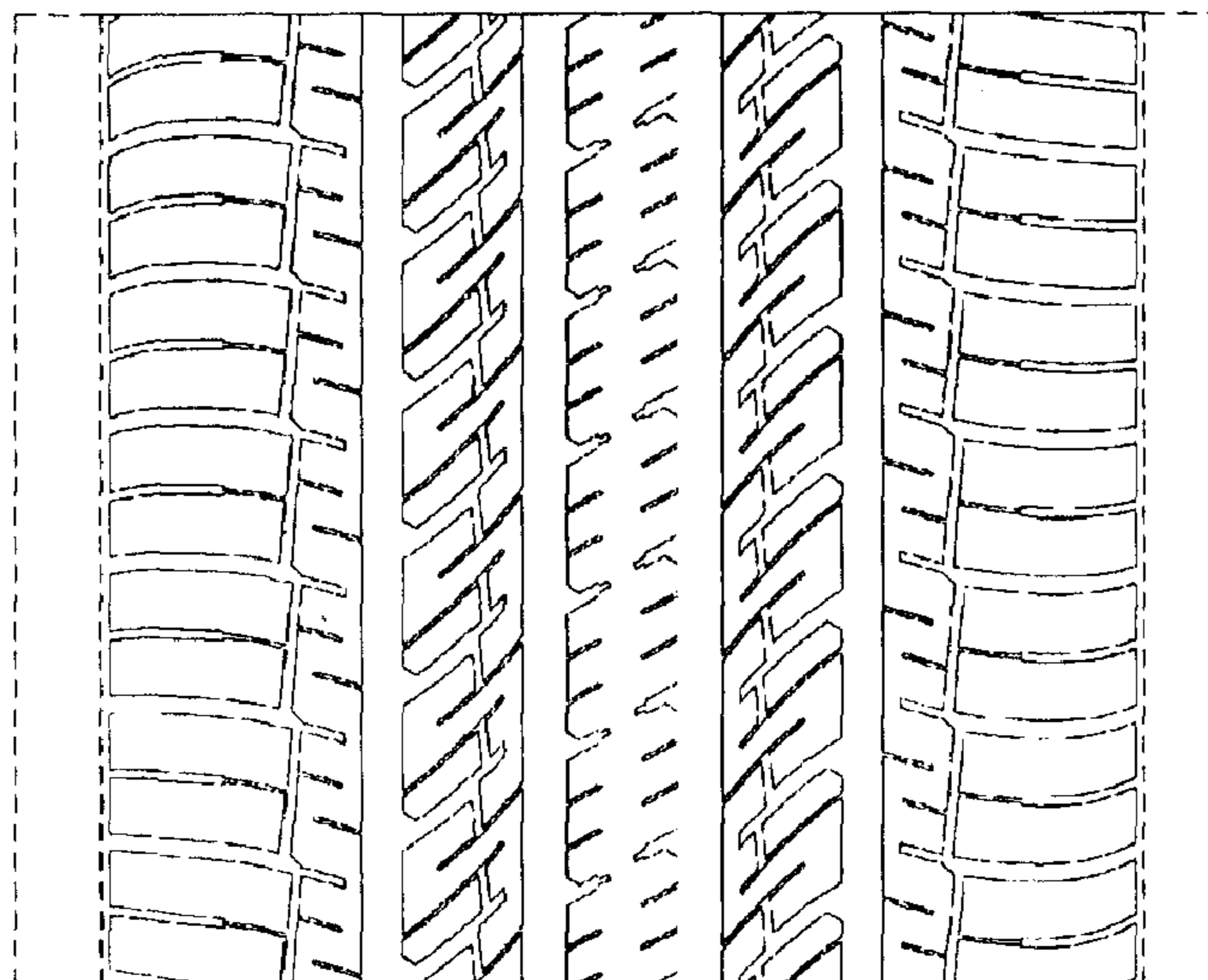
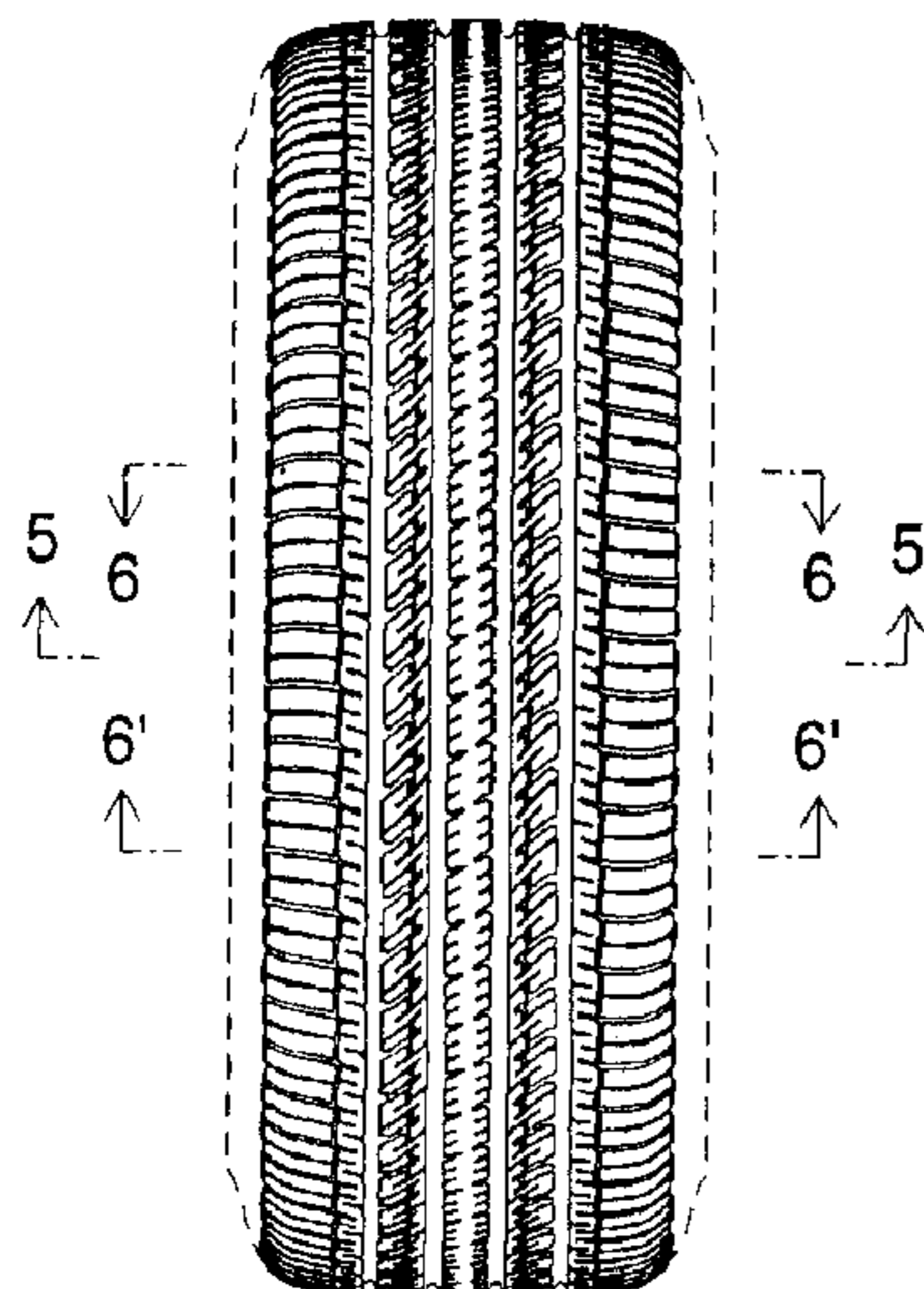
FIG. 4 is a right side view thereof, for which the left side view is the same;

FIG. 5 is a cross-sectional view taken along line 5—5 in FIG. 2 and line 5'—5' in FIG. 4; and,

FIG. 6 is an enlarged sectional view taken along lines 6—6 and 6'—6' in FIG. 2.

The broken lines in the Figures depict environmental subject matter and form no part of the claimed design.

1 Claim, 6 Drawing Sheets



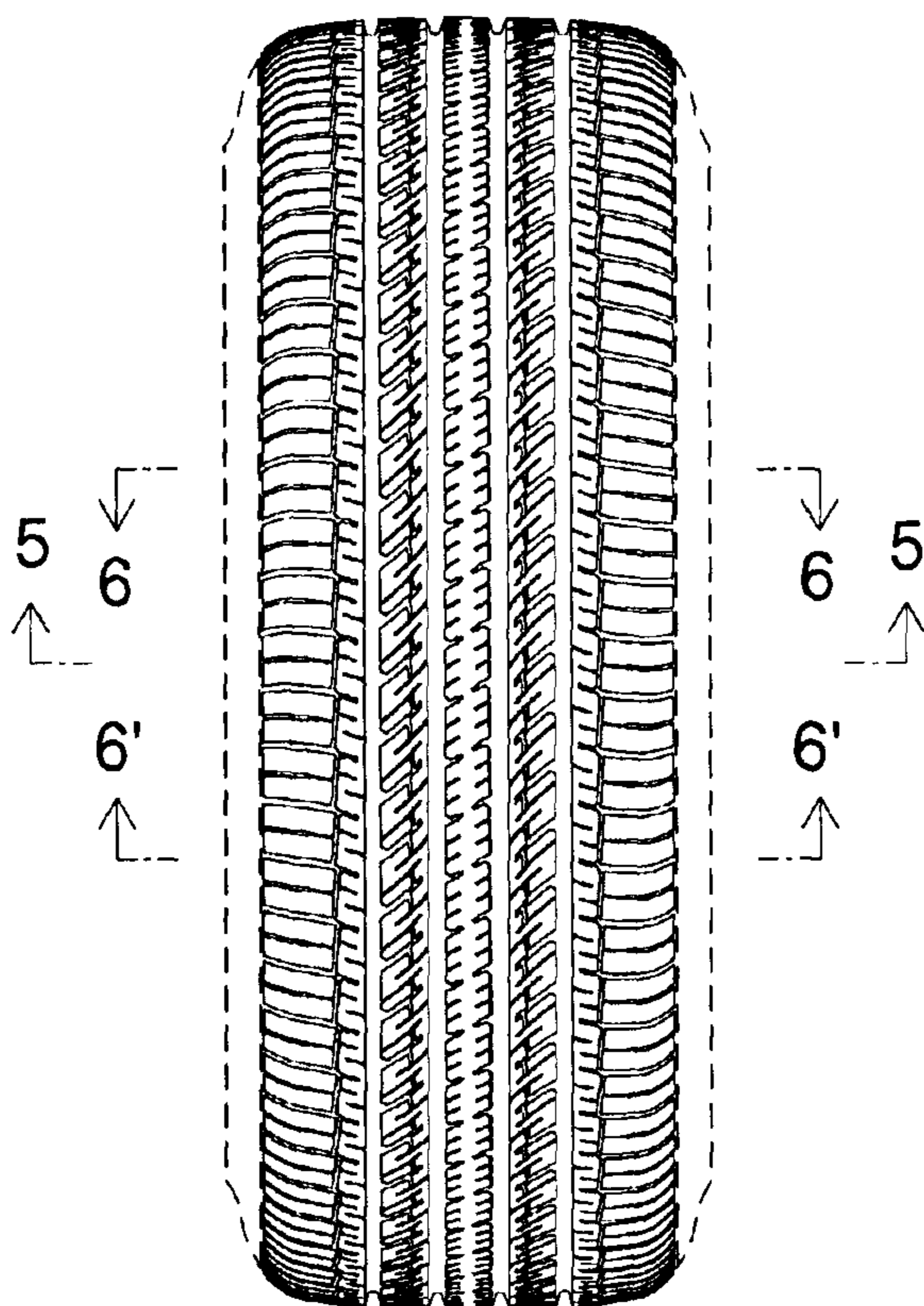


FIGURE 2

UNITED STATES PATENT AND TRADEMARK OFFICE
CERTIFICATE OF CORRECTION

PATENT NO. : D609,171 S
APPLICATION NO. : 29/342329
DATED : February 2, 2010
INVENTOR(S) : Yonetsu

Page 1 of 3

It is certified that error appears in the above-identified patent and that said Letters Patent is hereby corrected as shown below:

The Title page;

The Title page, showing the illustrative figure, should be deleted and substitute therefor the attached Title page.

Delete fig. 6 and substitute therefor the drawing sheets, consisting of fig. 6 as shown on the attached page.

Signed and Sealed this
Fourteenth Day of February, 2012

A handwritten signature in black ink that reads "David J. Kappos". The signature is written in a cursive, slightly slanted style.

David J. Kappos
Director of the United States Patent and Trademark Office

(12) **United States Design Patent**
Yonetsu

(10) Patent No.: **US D609,171 S**
(45) Date of Patent: **** Feb. 2, 2010**

- (54) **TIRE**
- (75) Inventor: **Isao Yonetsu, Osaka (JP)**
- (73) Assignee: **Toyo Tire & Rubber Co., Ltd., Osaka (JP)**
- (**) Term: **14 Years**
- (21) Appl. No.: **29/342,329**
- (22) Filed: **Aug. 21, 2009**
- (30) **Foreign Application Priority Data**
Jun. 25, 2009 (JP) 2009-014383
- (51) LOC (9) Cl. **12-15**
- (52) U.S. Cl. **D12/590**
- (58) **Field of Classification Search** **D12/568,**
D12/582-603, 551-555, 900-901; 152/209.1,
152/209.8-209.19, 209.25-209.28
See application file for complete search history.

- (56) **References Cited**
- U.S. PATENT DOCUMENTS**
- D418,454 S * 1/2000 Himuro et al. D12/590
- D445,069 S * 7/2001 Guspodin et al. D12/590
- D462,315 S * 9/2002 Van Fossen et al. D12/590
- D472,517 S * 4/2003 Hutz et al. D12/590
- D473,514 S * 4/2003 Hitzky et al. D12/590
- D498,457 S * 11/2004 Fukunaga D12/590
- D500,011 S * 12/2004 Fukunaga D12/590
- D512,683 S * 12/2005 Dumigan et al. D12/589
- D560,600 S * 1/2008 Dixon et al. D12/588
- D584,680 S * 1/2009 Hutz D12/586
- D585,362 S * 1/2009 Honda D12/587
- D600,634 S * 9/2009 Takatsuki D12/586

FOREIGN PATENT DOCUMENTS

JP 1309149 8/2007

JP	1309423	8/2007
JP	1309424	8/2007

OTHER PUBLICATIONS

English translation of JP 1309149, Registration Date Aug. 3, 2007, Toyo Tire & Rubber Co., Ltd., 4 pages.
English translation of JP 1309423, Registration Date Aug. 3, 2007, Toyo Tire & Rubber Co., Ltd., 4 pages.
English translation of JP 1309424, Registration Date Aug. 3, 2007, Toyo Tire & Rubber Co., Ltd., 4 pages.

* cited by examiner

Primary Examiner—Stacia Cadmus
(74) *Attorney, Agent, or Firm*—Sterne Kessler Goldstein & Fox PLLC

(57) **CLAIM**

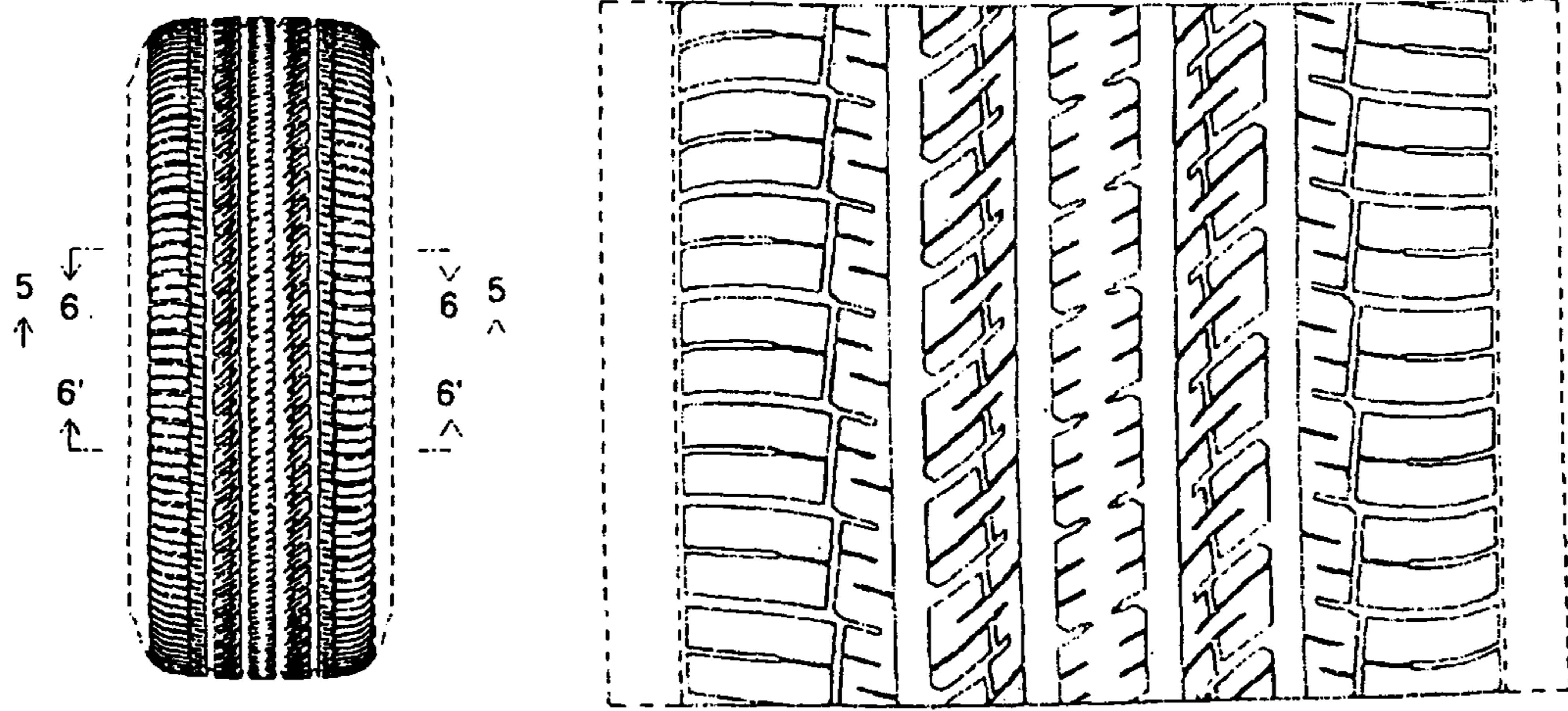
The ornamental design for a tire, as shown and described.

DESCRIPTION

FIG. 1 is a perspective view of a tire showing my new design; FIG. 2 is a front view thereof, for which the rear view is the same; FIG. 3 is a top plan view thereof, for which the bottom plan view is the same; FIG. 4 is a right side view thereof, for which the left side view is the same; FIG. 5 is a cross-sectional view taken along line 5—5 in FIG. 2 and line 5'—5' in FIG. 4; and, FIG. 6 is an enlarged sectional view taken along lines 6—6 and 6'—6' in FIG. 2.

The broken lines in the Figures depict environmental subject matter and form no part of the claimed design.

1 Claim, 6 Drawing Sheets



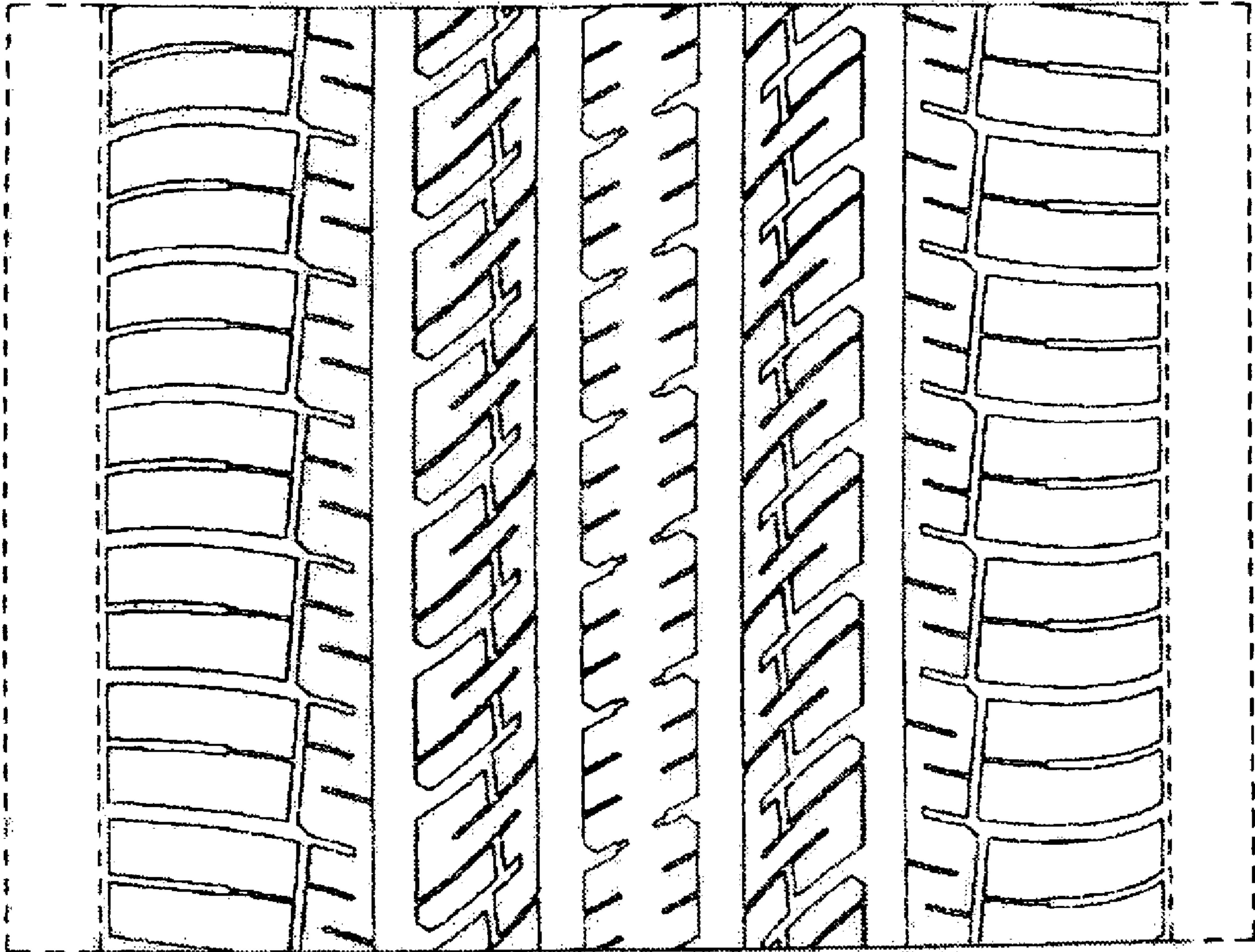


FIGURE 6

UNITED STATES PATENT AND TRADEMARK OFFICE
CERTIFICATE OF CORRECTION

PATENT NO. : D609,171 S
APPLICATION NO. : 29/342329
DATED : February 2, 2010
INVENTOR(S) : Isao Yonetsu

Page 1 of 3

It is certified that error appears in the above-identified patent and that said Letters Patent is hereby corrected as shown below:

On the title page, illustrative figures 2 and 6 should be substituted with FIGS. 2 and 6 on the attached replacement drawing sheets 2 and 6.

This certificate supersedes the Certificates of Correction issued July 27, 2010 and February 14, 2012.

Signed and Sealed this
Thirtieth Day of October, 2012

A handwritten signature in black ink that reads "David J. Kappos". The signature is written in a cursive style with a large initial "D" and "K".

David J. Kappos
Director of the United States Patent and Trademark Office

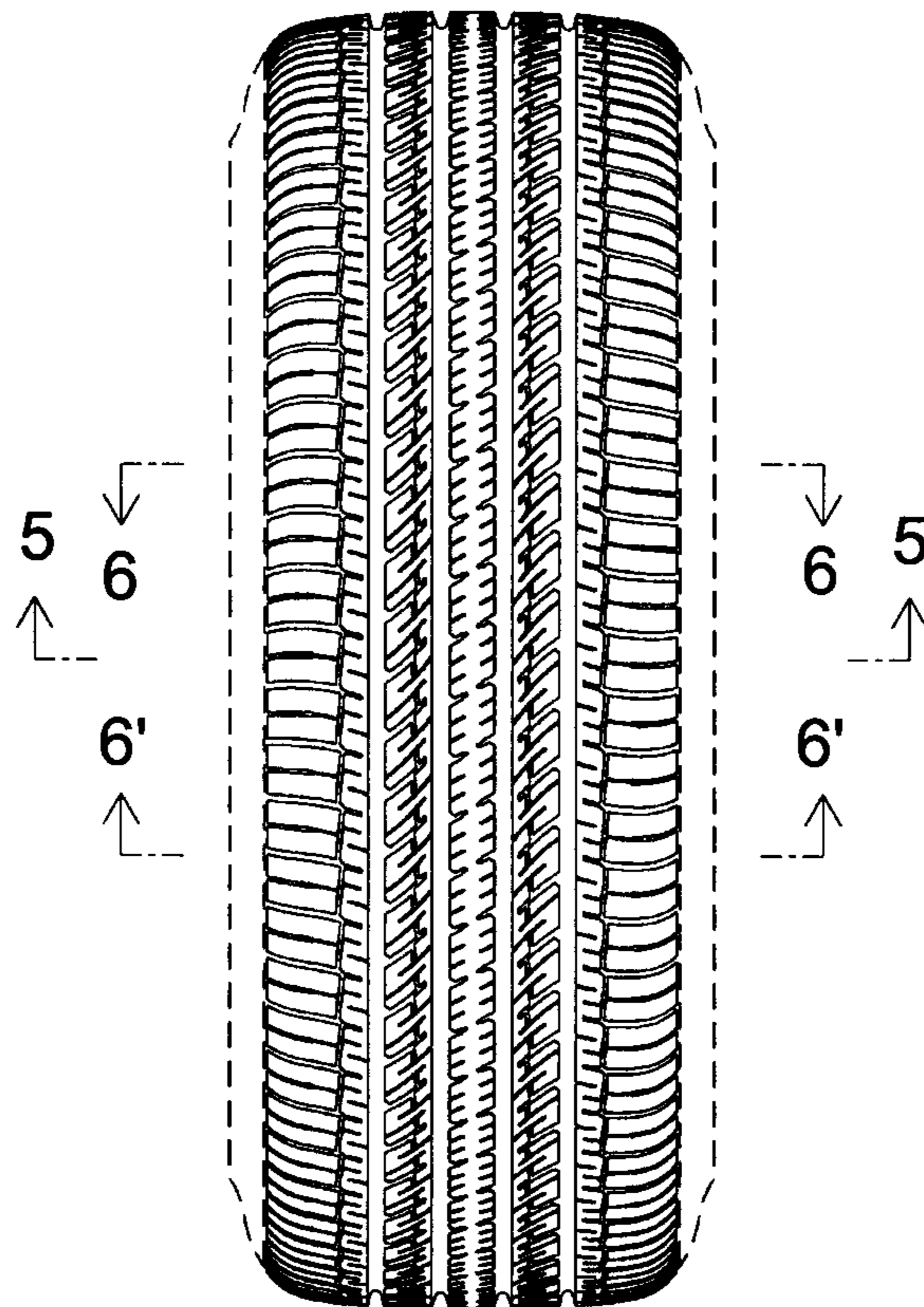


FIGURE 2

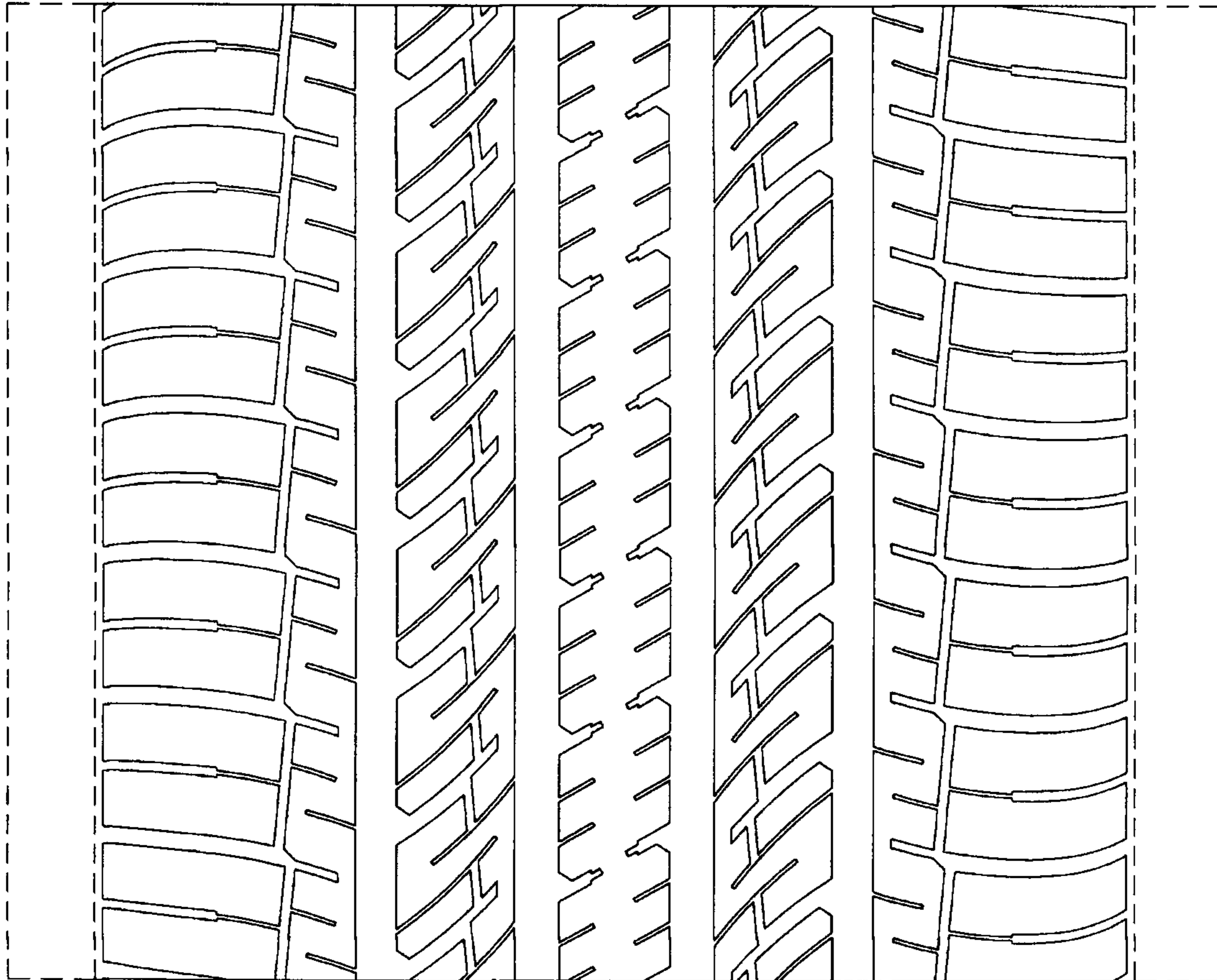


FIGURE 6