



US00D609160S

(12) **United States Design Patent**  
**Wilczynski et al.**

(10) **Patent No.:** **US D609,160 S**  
(45) **Date of Patent:** **\*\* Feb. 2, 2010**

(54) **BIN STORAGE COMPARTMENT**

(75) Inventors: **Paul J. Wilczynski**, Seattle, WA (US);  
**William C. Quan**, Redmond, WA (US)

(73) Assignee: **The Boeing Company**, Chicago, IL  
(US)

(\*\*) Term: **14 Years**

(21) Appl. No.: **29/278,364**

(22) Filed: **Mar. 27, 2007**

(51) **LOC (9) Cl.** ..... **12-07**

(52) **U.S. Cl.** ..... **D12/345**

(58) **Field of Classification Search** ..... D12/345,  
D12/423, 44, 42, 319, 414.4, 415, 416, 421,  
D12/424, 426, 426.1, 419; D6/356, 511,  
D6/332, 336, 337, 338, 492; 224/29.5, 405;  
296/146.16, 24.34; 244/118.1, 118.5, 118.6,  
244/119, 122 AH

See application file for complete search history.

(56) **References Cited**

**U.S. PATENT DOCUMENTS**

4,275,942	A *	6/1981	Steidl	312/266
4,368,937	A *	1/1983	Palombo et al.	312/325
5,441,218	A *	8/1995	Mueller et al.	244/118.1
5,934,615	A *	8/1999	Treichler et al.	244/118.5
D432,816	S *	10/2000	Hellwig et al.	D6/441
6,227,635	B1 *	5/2001	Teppo et al.	312/328
D457,480	S *	5/2002	Natsume et al.	D12/345
6,398,163	B1 *	6/2002	Welch et al.	244/118.1
D466,723	S *	12/2002	Heidmann et al.	D6/441
6,857,603	B2 *	2/2005	Lau et al.	244/118.1
6,886,781	B2 *	5/2005	Lau et al.	244/118.1
6,899,299	B2 *	5/2005	Ritts	244/118.5
D506,630	S *	6/2005	Schweikarth	D6/510
7,118,068	B2 *	10/2006	Graf et al.	244/118.5
7,121,510	B2 *	10/2006	Ritts	244/118.5
2002/0101090	A1 *	8/2002	Steingrebe et al.	296/37.8

2004/0140398 A1\* 7/2004 Lau et al. .... 244/118.1

**OTHER PUBLICATIONS**

Quantos 737—800 Jet Overhead Life Raft—Boeing Teague file photo taken Feb. 5, 2008—open view.

Quantos 737—800 Jet Overhead Life Raft—Boeing Teague file photo taken Feb. 5, 2008—closed view.

\* cited by examiner

*Primary Examiner*—Cathron C Brooks

*Assistant Examiner*—Kevin K Rudzinski

(74) *Attorney, Agent, or Firm*—Rozenblat IP LLC

(57) **CLAIM**

What is claimed is the ornamental design for a bin storage compartment, as shown.

**DESCRIPTION**

FIG. 1 is a front perspective view of one embodiment of a bin storage compartment in a closed position in the ceiling of an aircraft;

FIG. 2 is a front perspective view of the bin storage compartment of FIG. 1, with the bin storage compartment removed from the aircraft;

FIG. 3 is a left side view thereof;

FIG. 4 is a front view thereof, along line 4—4;

FIG. 5 is a top view thereof, along line 5—5;

FIG. 6 is a bottom view thereof;

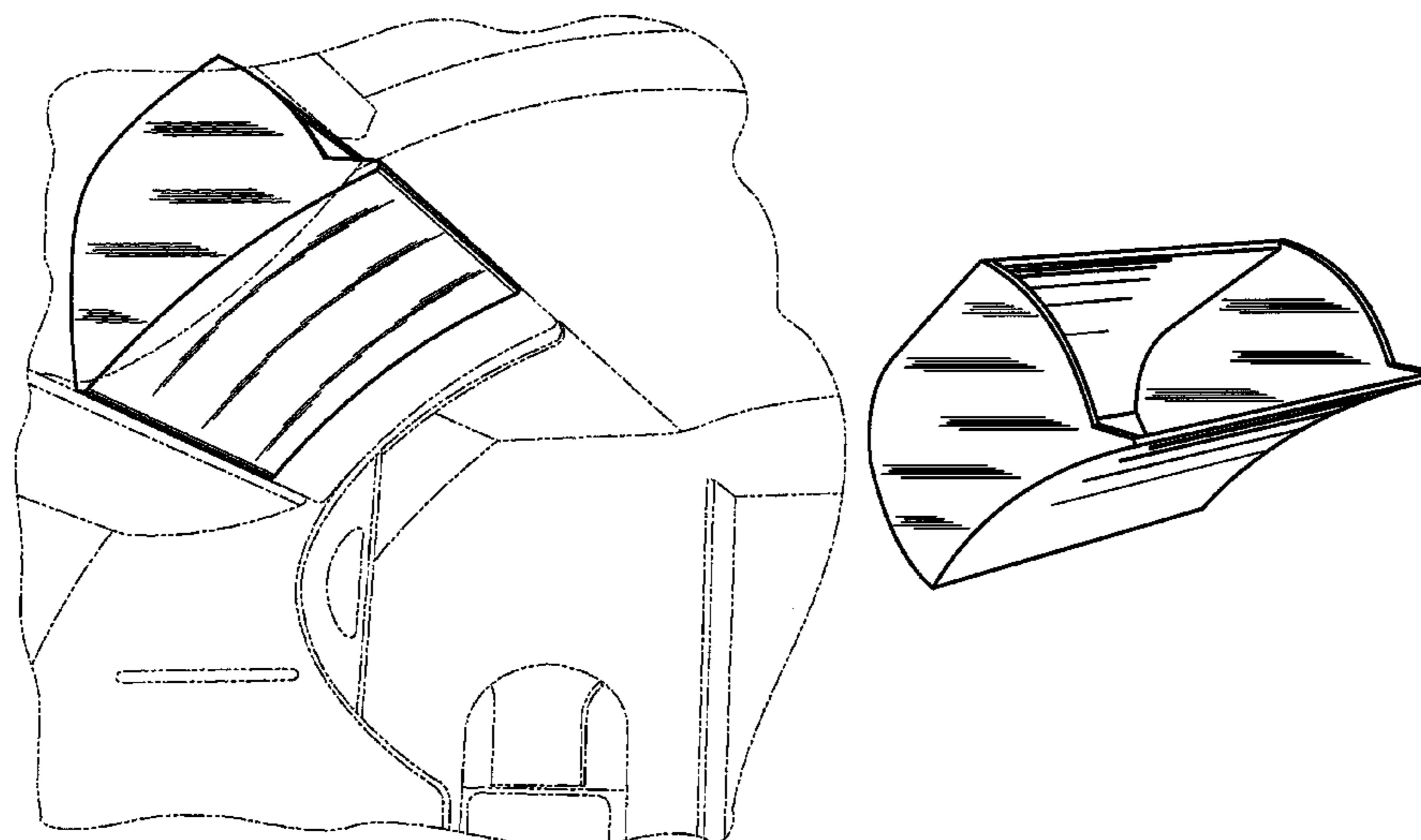
FIG. 7 is a back view thereof;

FIG. 8 is a front perspective view of another embodiment of a bin storage compartment in a closed position in the ceiling of an aircraft; and,

FIG. 9 is a front perspective view of the bin storage compartment of FIG. 8, with the bin storage compartment removed from the aircraft.

The broken line showing of the aircraft is included for the purpose of illustrating environmental structure and forms no part of the claimed design.

**1 Claim, 5 Drawing Sheets**



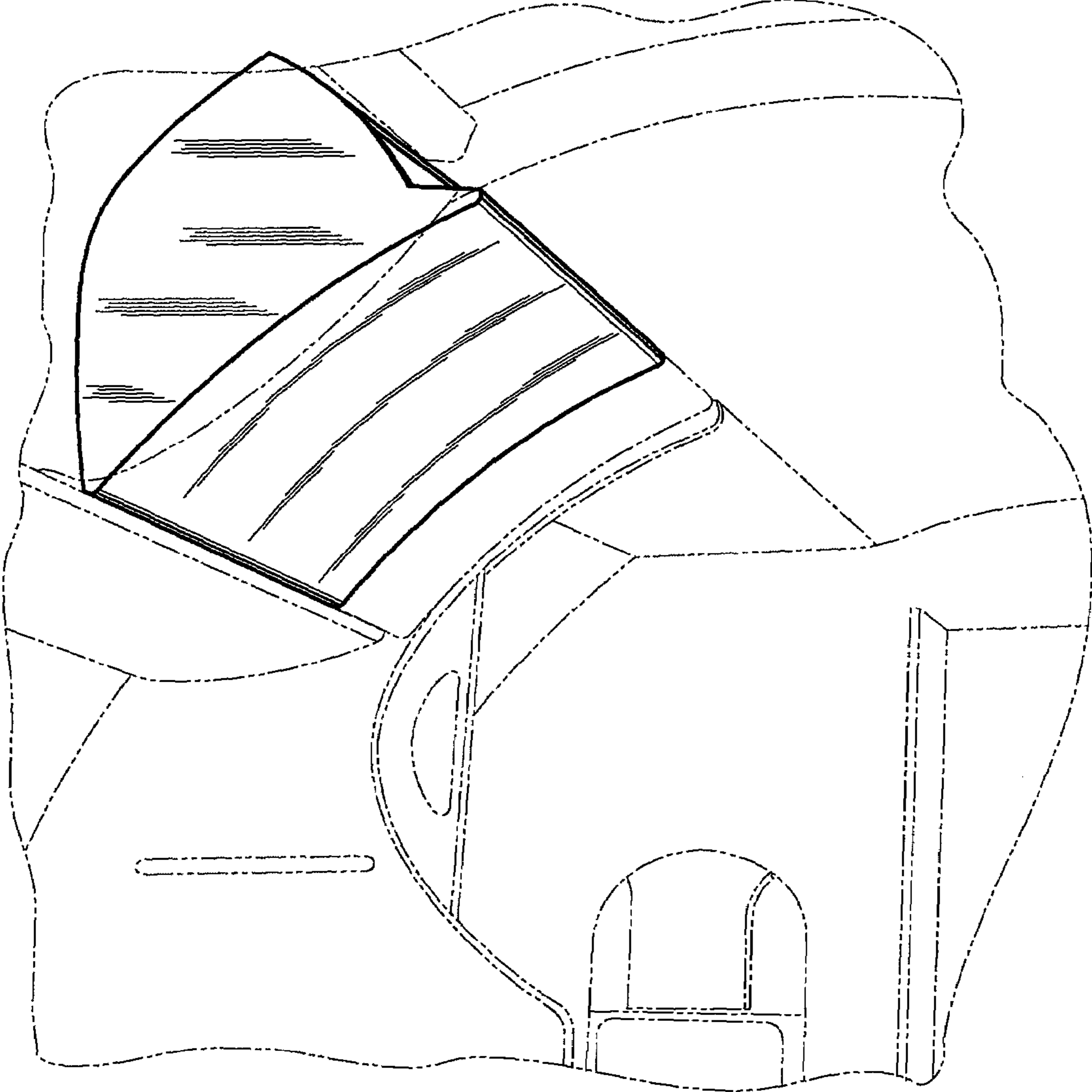


FIGURE 1




FIGURE 2

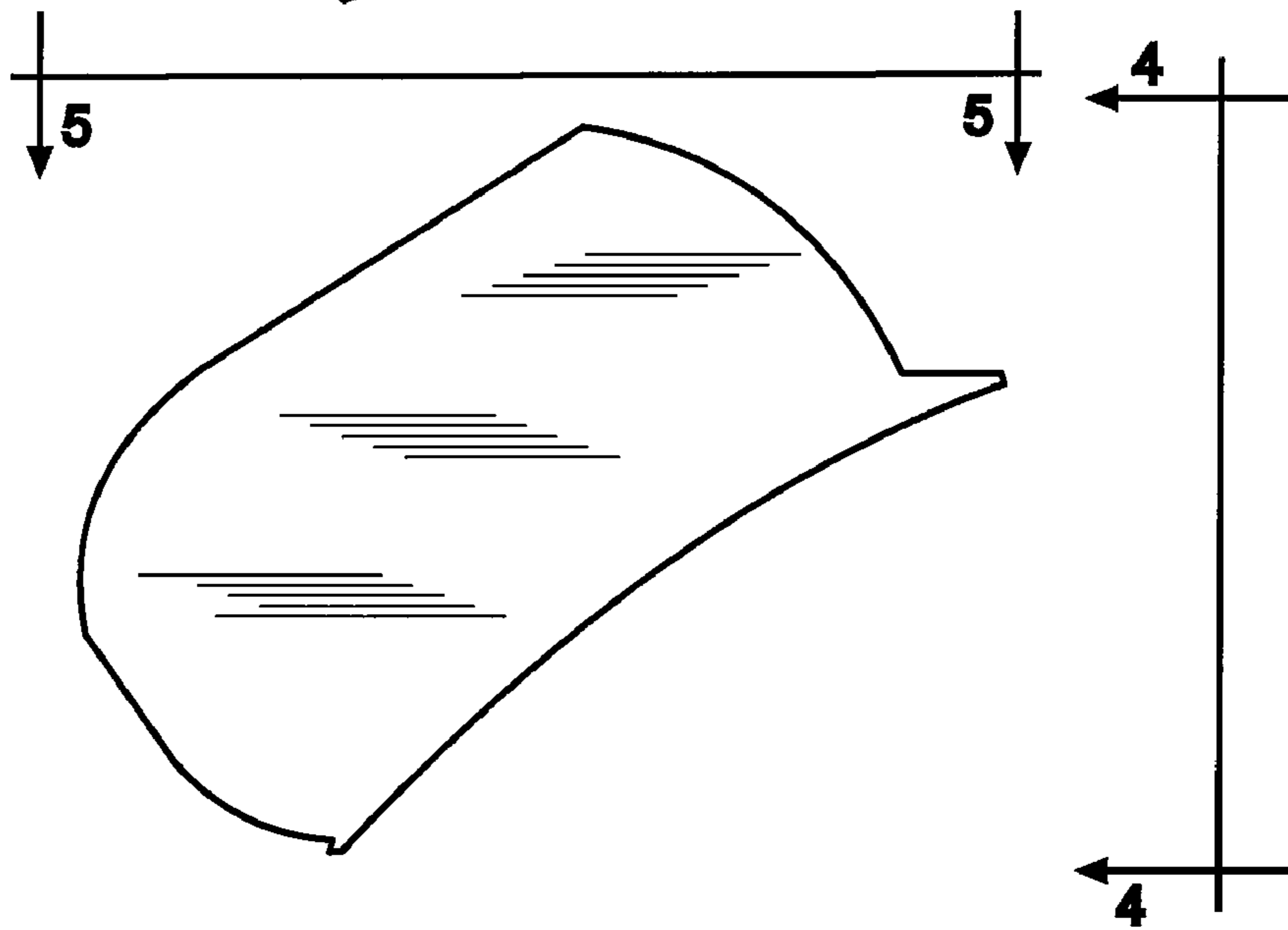


FIGURE 3




FIGURE 4

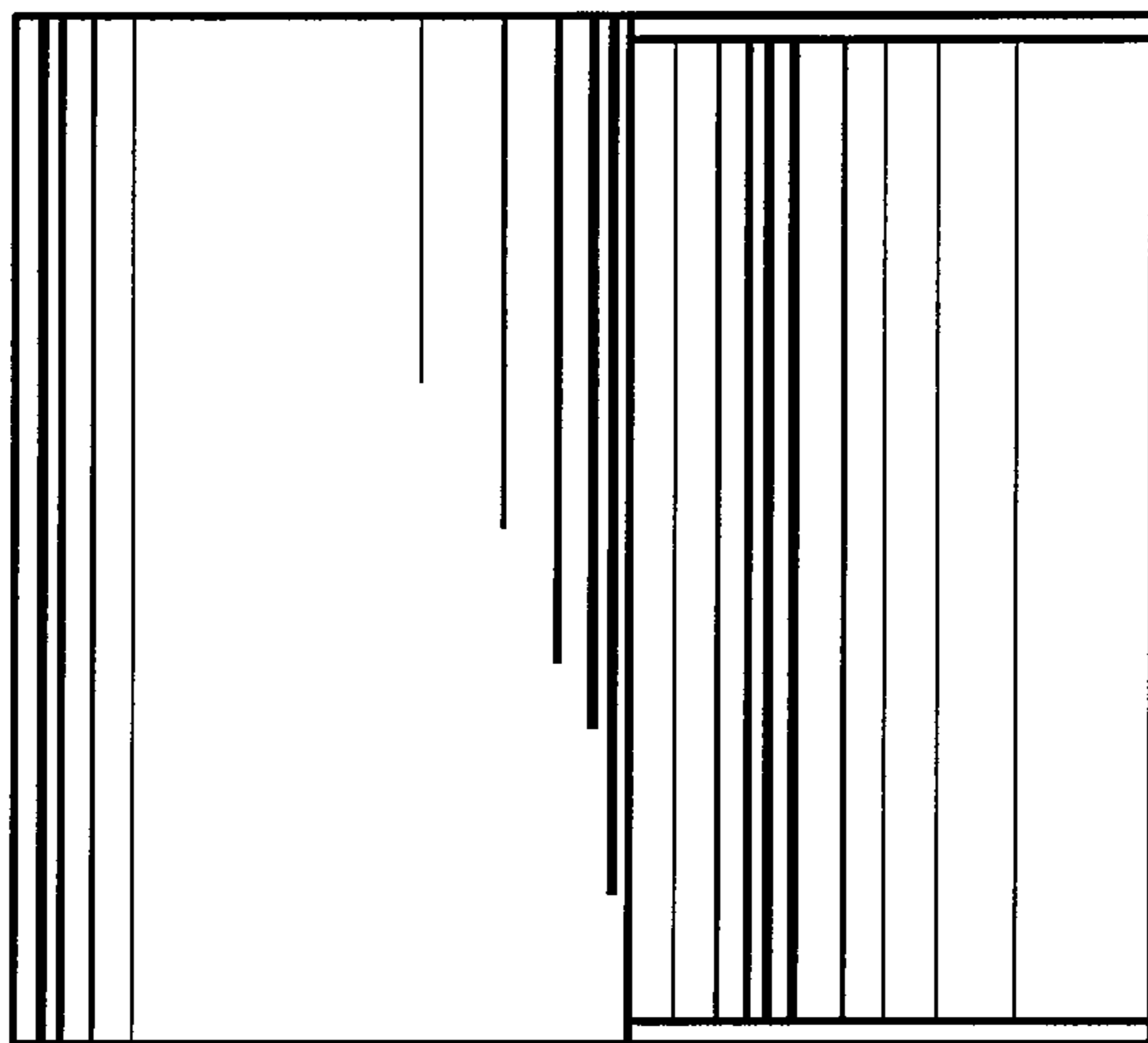


FIGURE 5

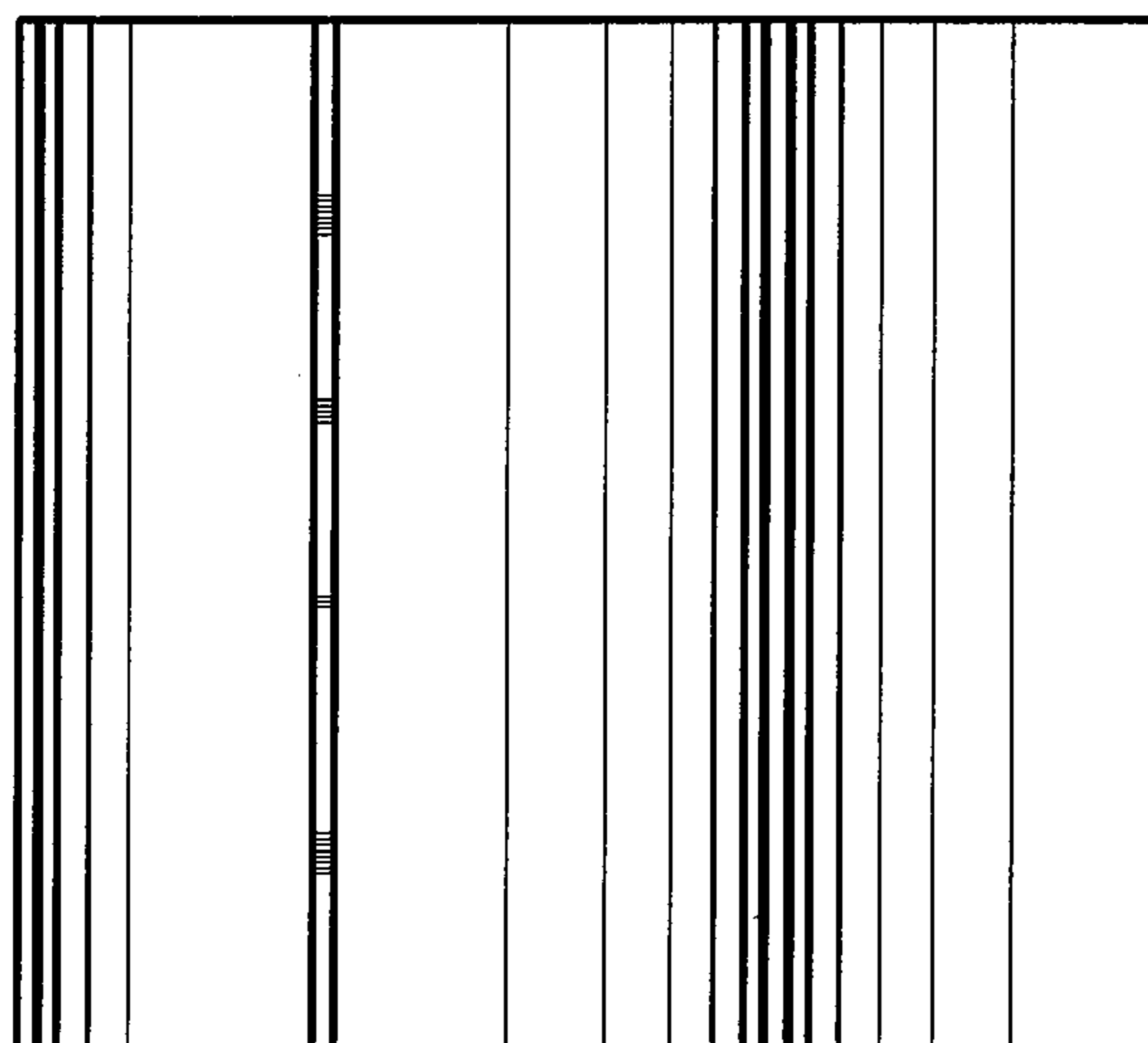


FIGURE 6




FIGURE 7

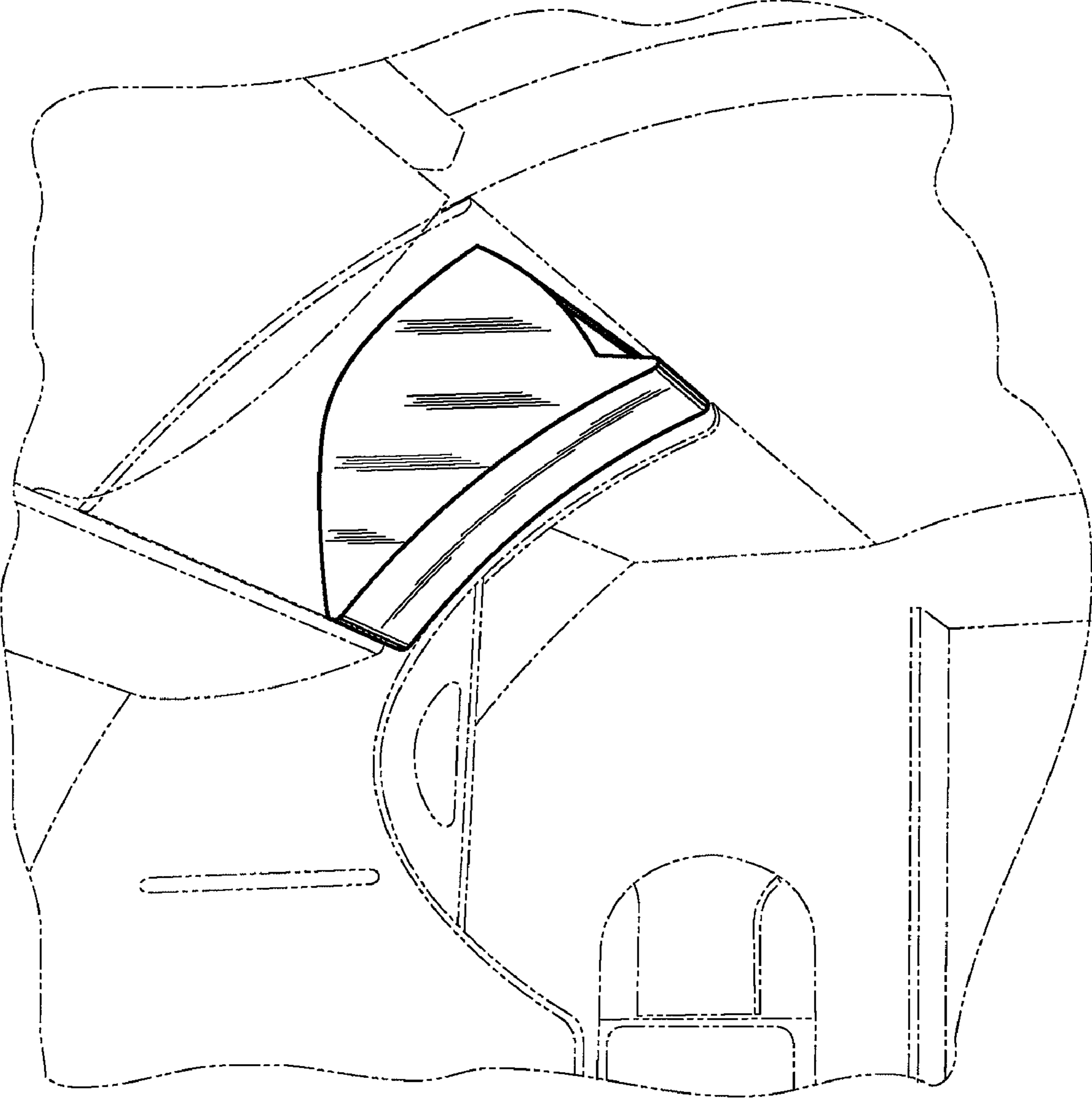
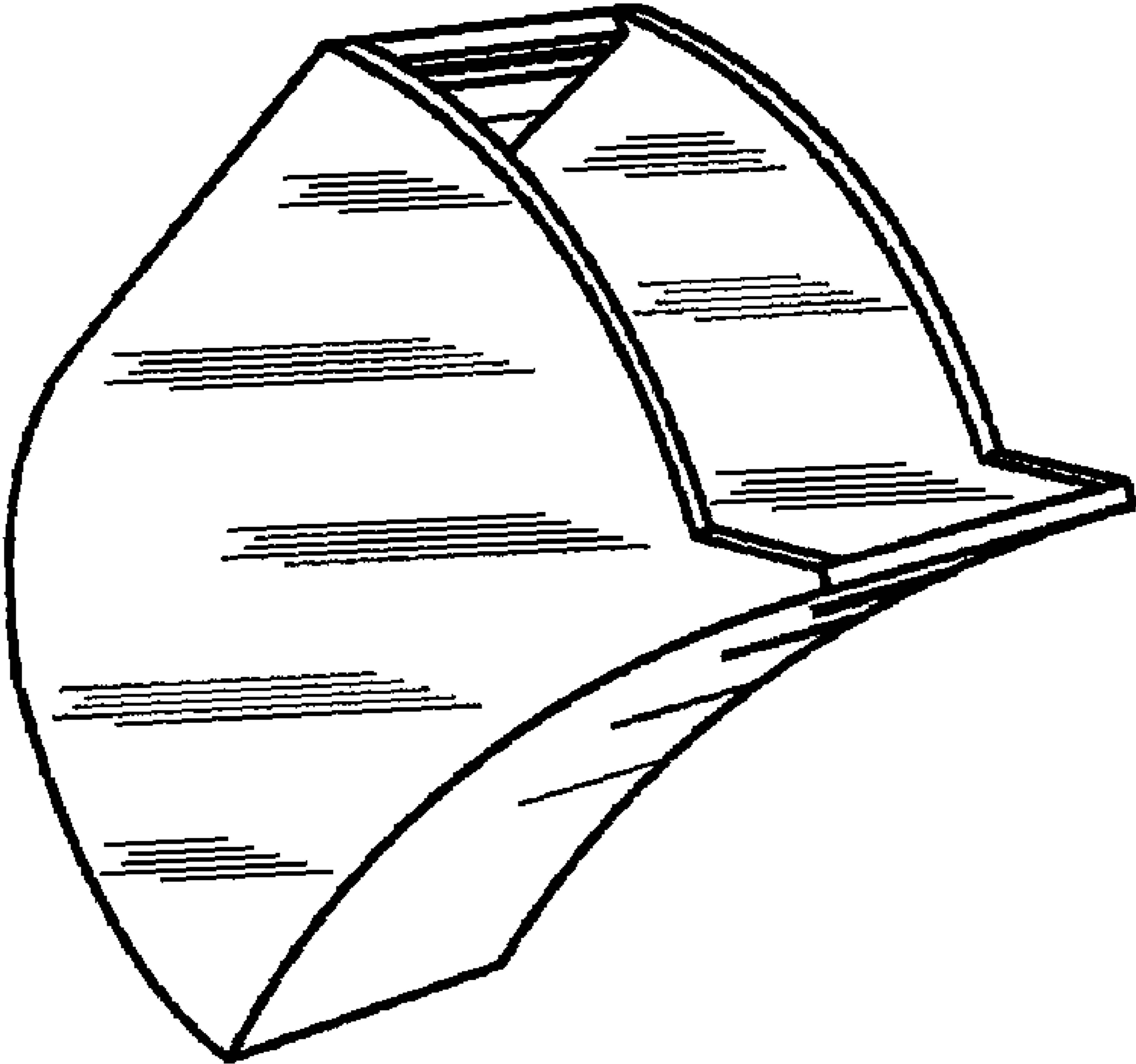


FIGURE 8



**FIGURE 9**