

US00D609148S

(12) **United States Design Patent**  
**Schmitz et al.**

(10) **Patent No.:** **US D609,148 S**

(45) **Date of Patent:** **\*\* Feb. 2, 2010**

(54) **OUTER SIDE PORTION OF A BRAKE ROTOR**

(75) Inventors: **Johann Schmitz**, Wurmelingen (DE);  
**Ingo Hoffmann**, Tuttlingen (DE);  
**Manfred Pallentien**, Engen (DE)

(73) Assignee: **Schwabische-Huttenwerke Automotive GmbH & Co. KG** (DE)

(\*\*) Term: **14 Years**

(21) Appl. No.: **29/339,667**

(22) Filed: **Jul. 6, 2009**

**Related U.S. Application Data**

(62) Division of application No. 29/306,252, filed on Apr. 4, 2008.

(30) **Foreign Application Priority Data**

Oct. 4, 2007 (DE) ..... 407 04 958

(51) **LOC (9) Cl.** ..... **12-16**

(52) **U.S. Cl.** ..... **D12/180**

(58) **Field of Classification Search** ..... D12/179-180;  
188/218 XL, 264 R, 26, 73, 1, 24.22, 73.31-73.43  
See application file for complete search history.

(56) **References Cited**

**U.S. PATENT DOCUMENTS**

D458,882 S *	6/2002	Oberti	.....	D12/180
D465,179 S *	11/2002	Ballinger	.....	D12/180
D482,643 S *	11/2003	Gavin	.....	D12/180
D484,836 S *	1/2004	Gavin	.....	D12/180
7,159,698 B2 *	1/2007	Banks et al.	.....	188/218 XL
D565,487 S	4/2008	Zhang		
2006/0086579 A1 *	4/2006	Gerber	.....	188/218 XL
2006/0124410 A1 *	6/2006	Drage	.....	188/218 XL

2007/0199778 A1 *	8/2007	Lee	.....	188/218 XL
2008/0135359 A1 *	6/2008	Basirico et al.	.....	188/218 XL
2009/0000884 A1 *	1/2009	Layton et al.	.....	188/218 XL
2009/0020379 A1 *	1/2009	Hanna et al.	.....	188/218 XL

\* cited by examiner

*Primary Examiner*—Antoine D Davis

(74) *Attorney, Agent, or Firm*—Gary Robinson, P.A.

(57) **CLAIM**

The ornamental design of an outer side portion of a brake rotor, as shown and described.

**DESCRIPTION**

FIG. 1 is a first perspective view of a first preferred embodiment thereof as viewed from a generally front-elevational perspective;

FIG. 2 is a second perspective view of the embodiment of FIG. 1 as viewed from a slightly sidewardly-angled, generally front-elevational perspective;

FIG. 3 is a third perspective view of the embodiment of FIGS. 1 and 2 as viewed from a generally side-elevational perspective;

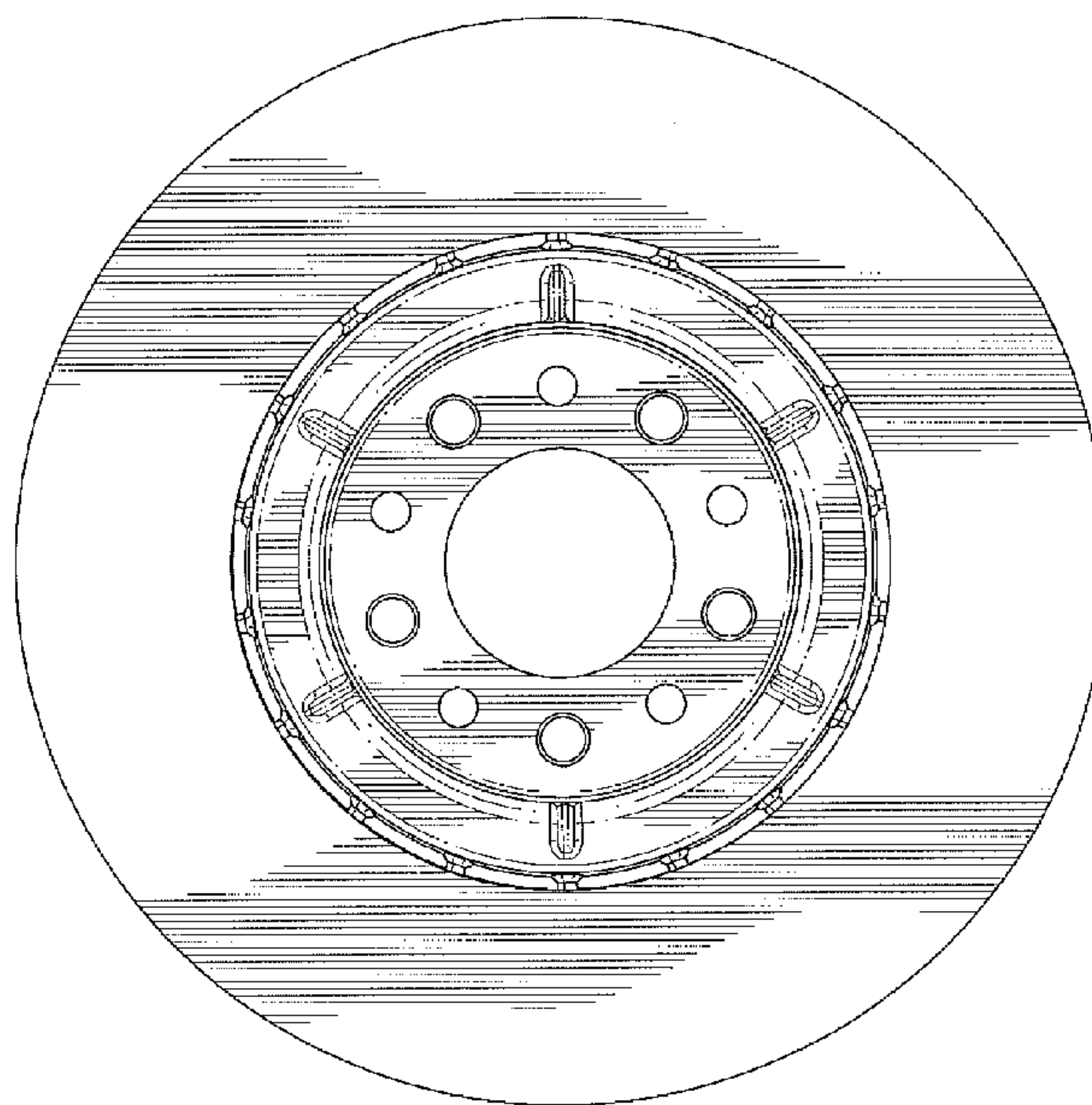
FIG. 4 is a first perspective view of a second embodiment thereof;

FIG. 5 is a second perspective view of the embodiment of FIG. 4;

FIG. 6 is a first perspective view of a third embodiment thereof as viewed from a generally front-elevational perspective; and,

FIG. 7 is a second perspective view of the embodiment of FIG. 6 as viewed from a generally front-elevational perspective.

**1 Claim, 5 Drawing Sheets**



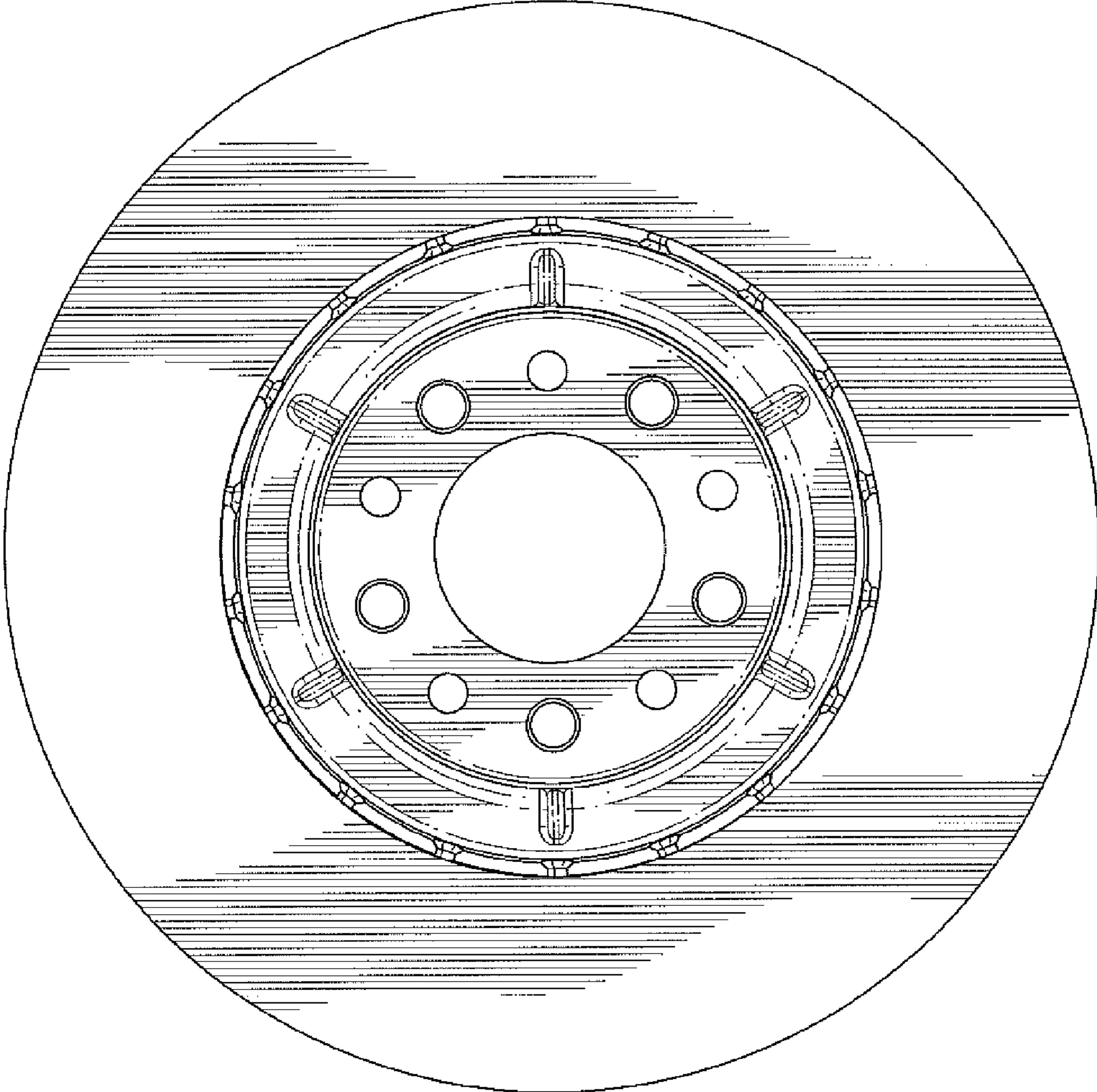


FIG. 1

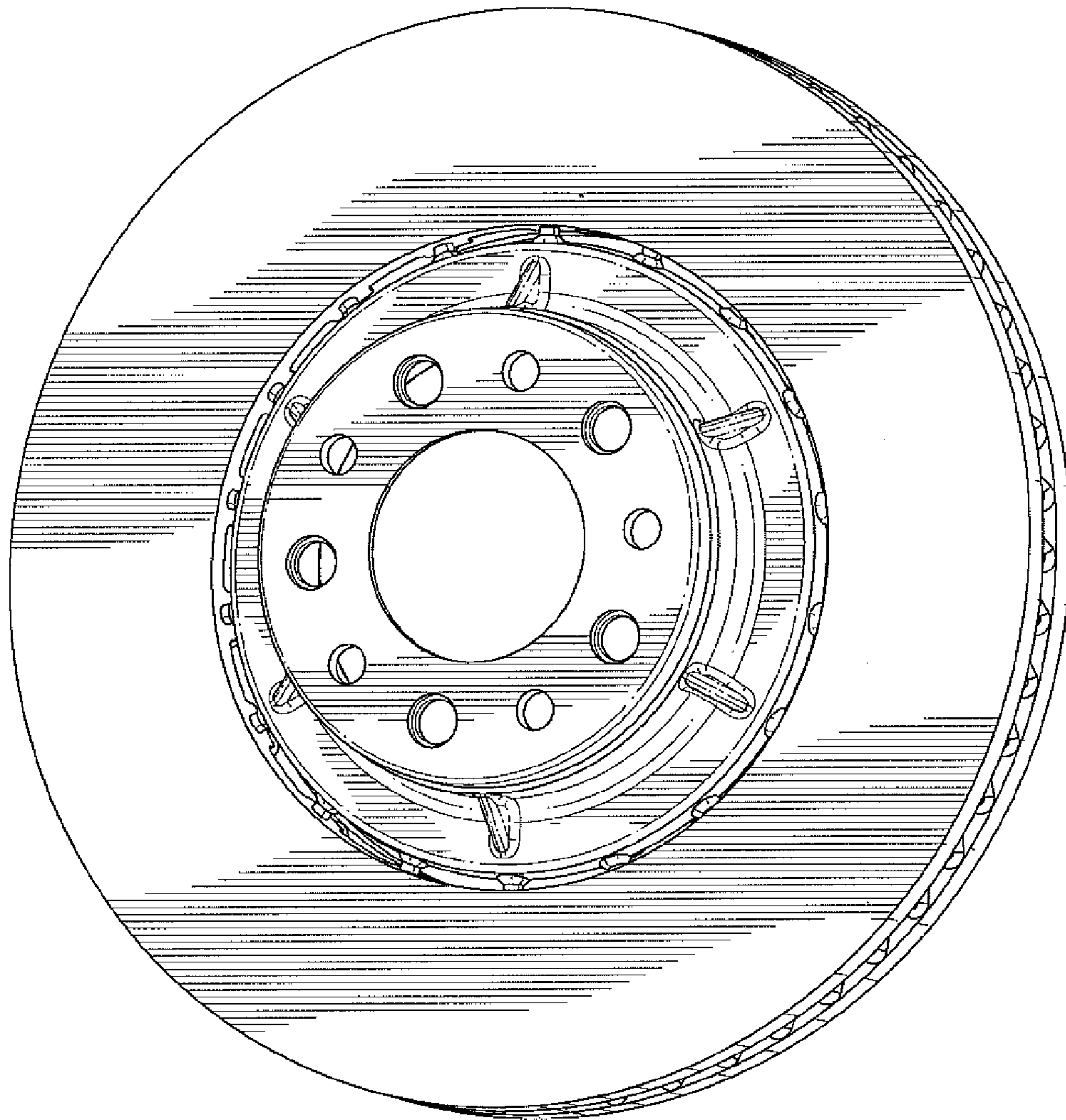


FIG. 2

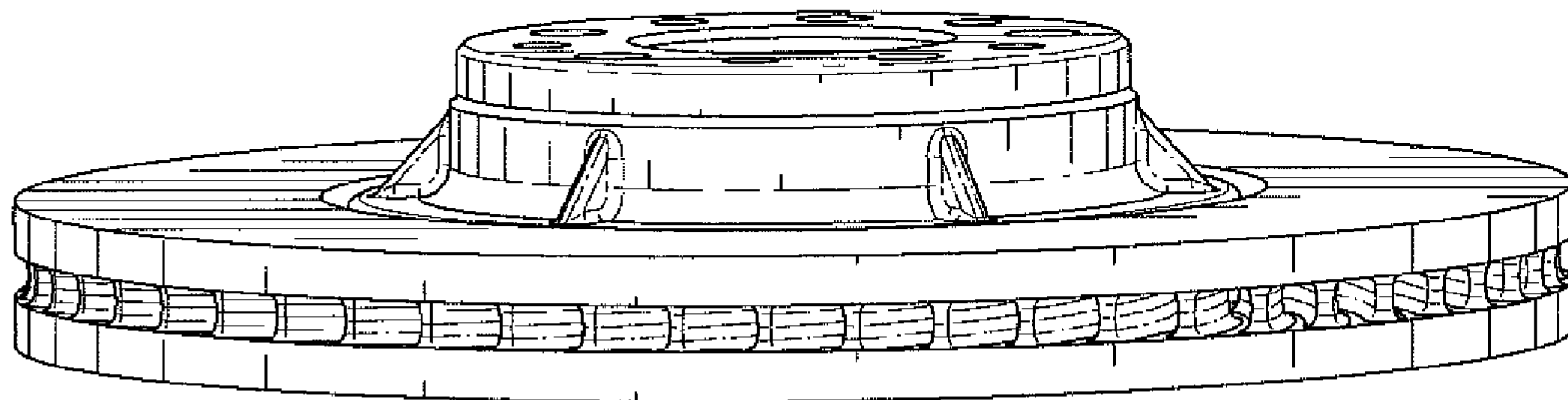


FIG. 3



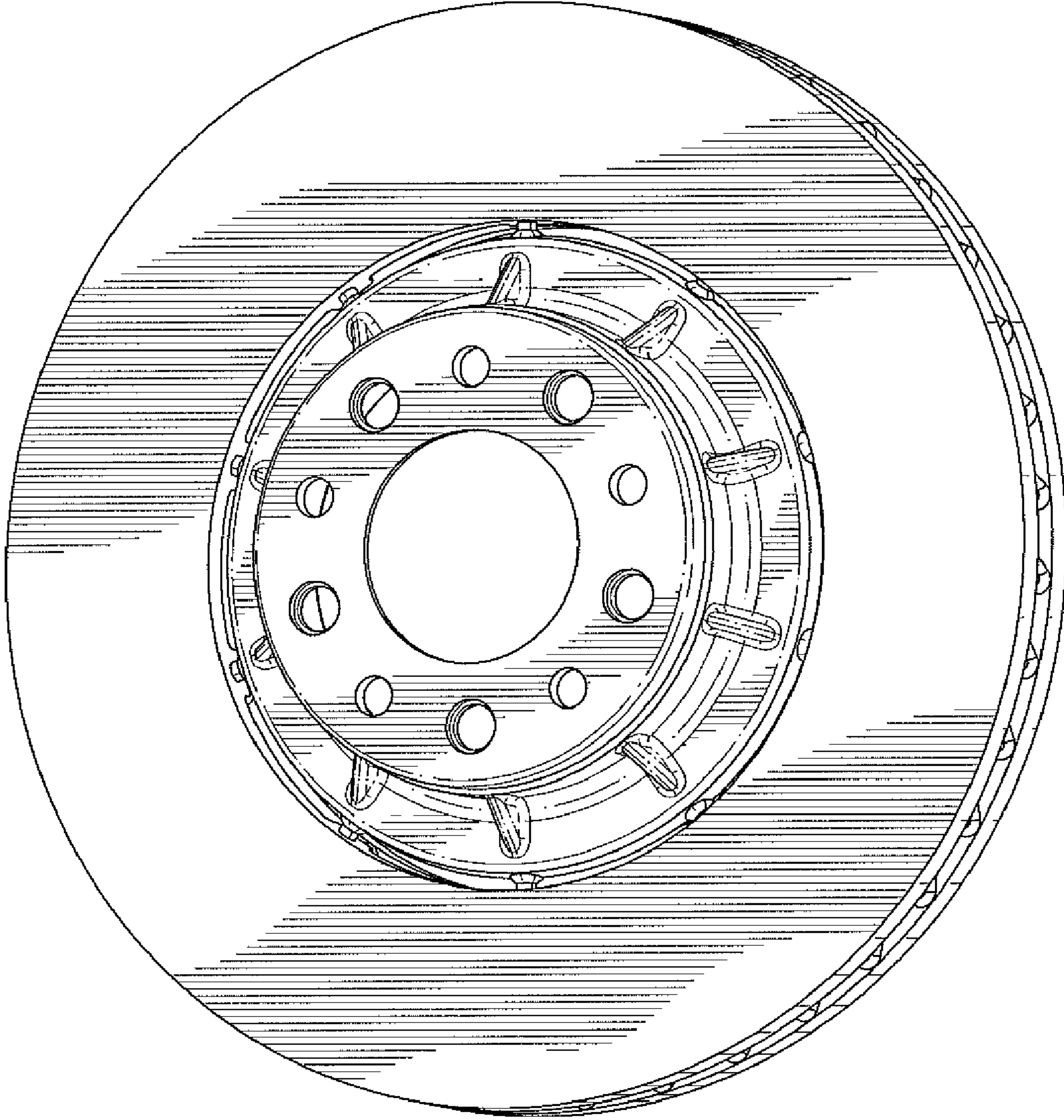


FIG.4

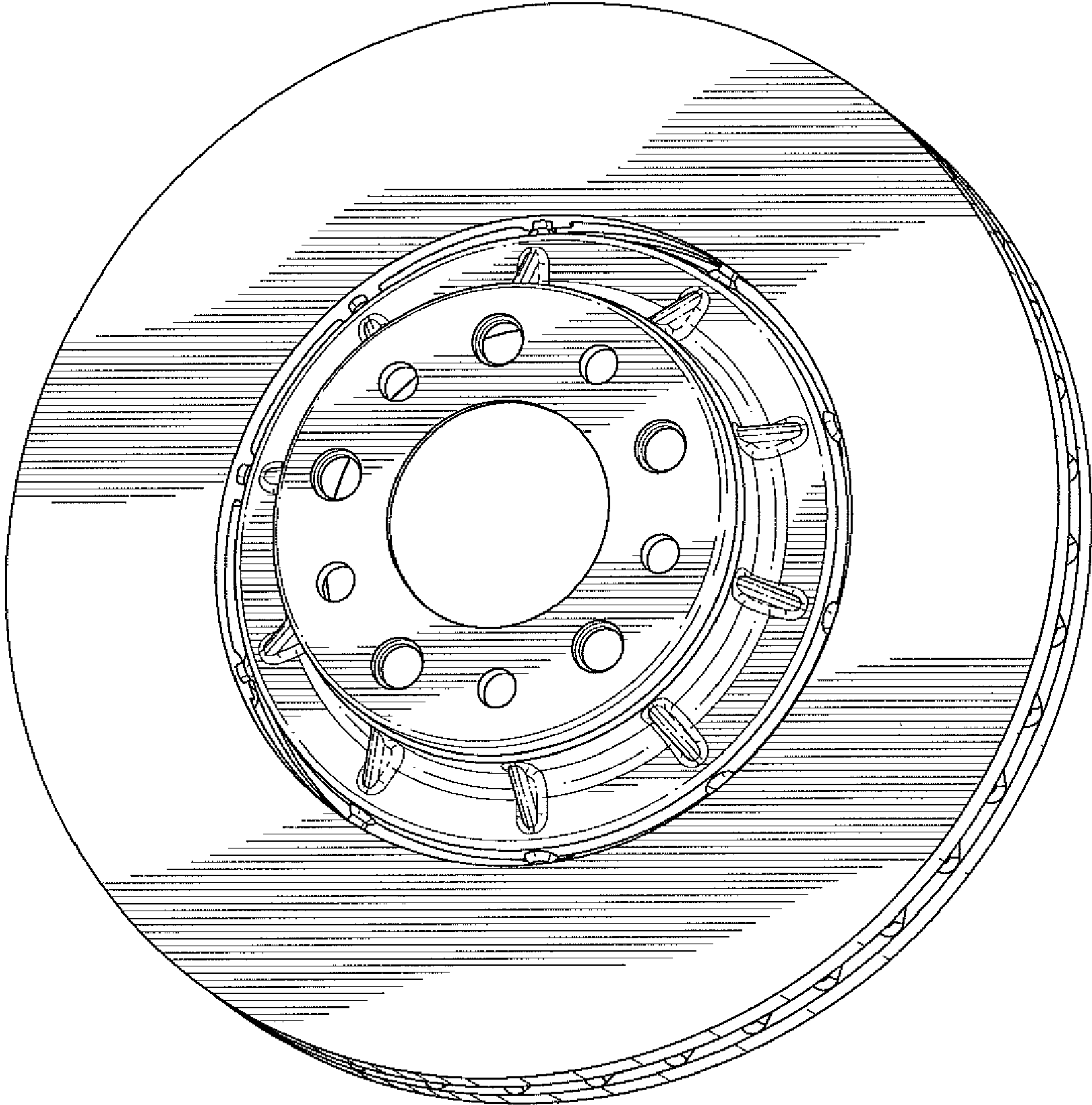


FIG. 5

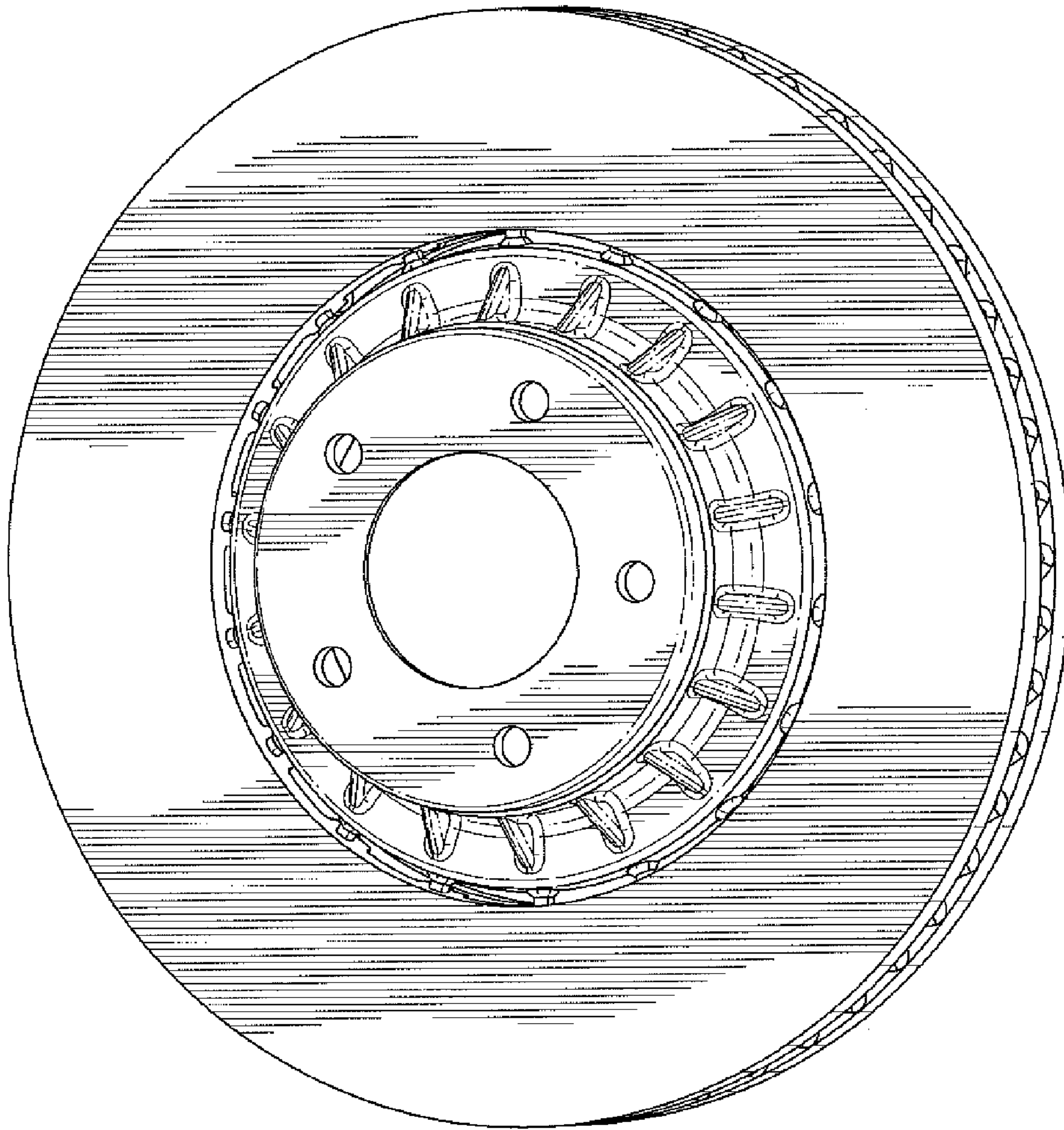


FIG. 6

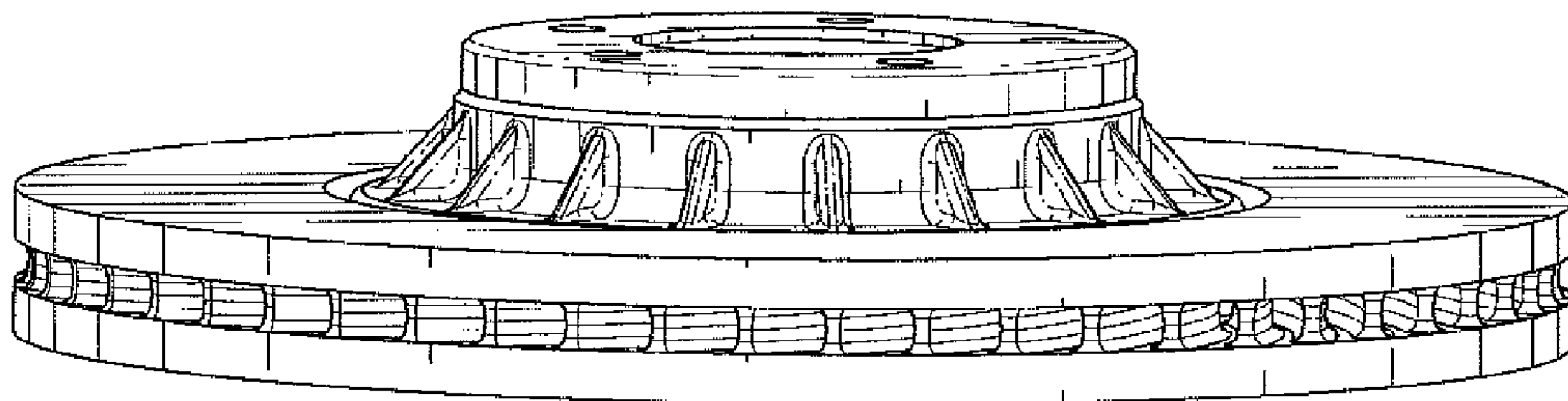


FIG. 7

UNITED STATES PATENT AND TRADEMARK OFFICE  
**CERTIFICATE OF CORRECTION**

PATENT NO. : Des. 609,148 S  
APPLICATION NO. : 29/339667  
DATED : February 2, 2010  
INVENTOR(S) : Johann Schmitz, Ingo Hoffmann and Manfred Pallentien

Page 1 of 1

It is certified that error appears in the above-identified patent and that said Letters Patent is hereby corrected as shown below:


Title page item [73]

Please correct the Assignee name from “Schwabische Huttenwerke Automotive GmbH & Co. KG” to read as follows:

--Schwäbische Hüttenwerke Automotive GmbH & Co. KG--

Signed and Sealed this

Thirty-first Day of August, 2010

A handwritten signature in black ink that reads "David J. Kappos". The signature is written in a cursive, flowing style.

David J. Kappos  
*Director of the United States Patent and Trademark Office*