



US00D609140S

(12) **United States Design Patent**
Iwasaki

(10) **Patent No.:** **US D609,140 S**
(45) **Date of Patent:** **** Feb. 2, 2010**

(54) **FRONT GRILL FOR AN AUTOMOBILE**

D589,853 S * 4/2009 Saridakis et al. D12/163

(75) Inventor: **Ken Iwasaki**, Tokyo (JP)

(73) Assignee: **Toyota Jidosha Kabushiki Kaisha**,
Toyota-shi (JP)

(**) Term: **14 Years**

(21) Appl. No.: **29/331,574**

(22) Filed: **Jan. 28, 2009**

(51) **LOC (9) Cl.** **12-16**

(52) **U.S. Cl.** **D12/163**

(58) **Field of Classification Search** D12/163,
D12/196, 171, 169, 216, 90-92, 86; 180/68.1,
180/68.6; 296/193.11

See application file for complete search history.

(56) **References Cited**

U.S. PATENT DOCUMENTS

D480,996 S	10/2003	Takei	
D491,117 S *	6/2004	Hayashi	D12/163
D535,223 S *	1/2007	Gaffka et al.	D12/163
D537,019 S *	2/2007	Pfeiffer	D12/163
D555,052 S *	11/2007	Suzuki et al.	D12/163
D560,572 S *	1/2008	Okamoto et al.	D12/163
D562,194 S *	2/2008	Okue	D12/163
D562,196 S *	2/2008	Saito	D12/163
D569,772 S *	5/2008	Saridakis et al.	D12/163
D573,924 S *	7/2008	Tachibana	D12/163
D583,283 S *	12/2008	Cunningham	D12/163
D585,796 S *	2/2009	Nagasaka et al.	D12/163

OTHER PUBLICATIONS

Brochure of Toyota Hilux Surf, issued by Toyota Jidosha Kabushiki Kaisha, Feb. 2006.

Photograph of Nissan GT-R, "Motor Fan additional vol. 404 Nissan GT-4-NO Subete", p. 40, issued by San-eishobo Publishing Co., Ltd., Jan. 21, 2008.

* cited by examiner

Primary Examiner—Melody N Brown

(74) *Attorney, Agent, or Firm*—Finnegan, Henderson, Farabow, Garrett & Dunner, LLP

(57) **CLAIM**

The ornamental design for a front grill for an automobile, as shown and described.

DESCRIPTION

FIG. 1 is a front perspective view of a front grill for an automobile of my new design;

FIG. 2 is a front view thereof;

FIG. 3 is a rear view thereof;

FIG. 4 is a top plan view thereof;


FIG. 5 is a bottom plan view thereof;

FIG. 6 is a right-side view thereof; and,

FIG. 7 is a left-side view thereof.

A second embodiment of the design is the design of FIGS. 1-7, without the rear view of FIG. 3. Thus, the second embodiment of the design is depicted in FIGS. 1, 2, and 4-7.

1 Claim, 3 Drawing Sheets






FIG. 1

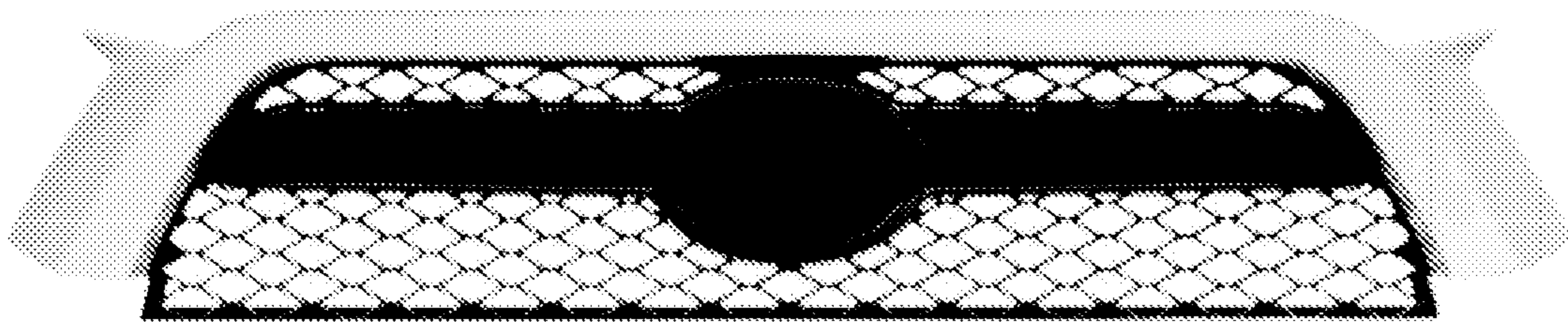


FIG. 2




FIG. 3

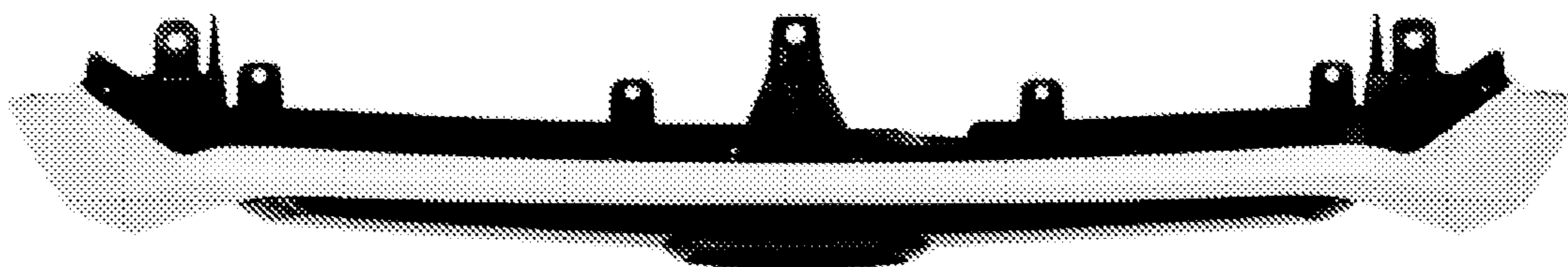


FIG. 4




FIG. 5




FIG. 6




FIG. 7